



# JAY<sup>®</sup> Fit

## Backrest and Seat Assembly

January 2025

**Mark For:** \_\_\_\_\_  
 Date: \_\_\_\_\_  
 Dealer Acct #: \_\_\_\_\_  
 Dealer: \_\_\_\_\_  
 Dealer Contact: \_\_\_\_\_  
 Dealer Address: \_\_\_\_\_  
 Dealer City: \_\_\_\_\_ ST: \_\_\_\_\_ ZIP: \_\_\_\_\_  
 Dealer Phone: ( ) \_\_\_\_\_ Fax: ( ) \_\_\_\_\_  
 Confirmation Email: \_\_\_\_\_  
 Confirm Via:  Fax  Email

**Submitting for:**  Quote  Order  
 PO#: \_\_\_\_\_

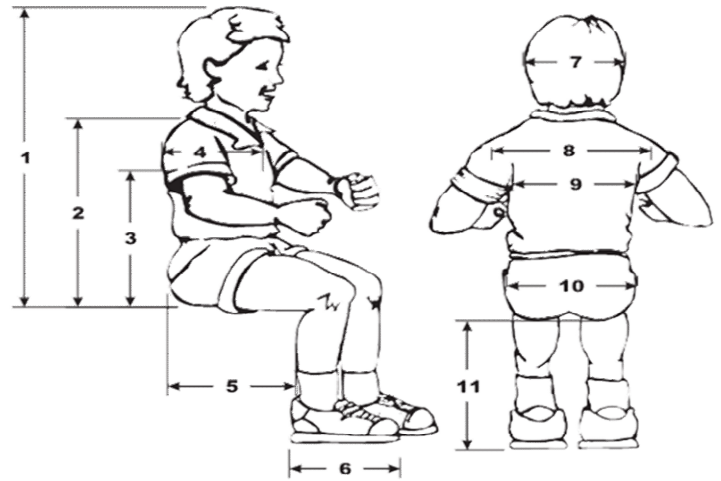
**ADDITIONAL SHIPPING INFORMATION**

Ship To: \_\_\_\_\_  
 Attention: \_\_\_\_\_  
 Address: \_\_\_\_\_  
 Address: \_\_\_\_\_  
 Ship To City: \_\_\_\_\_ ST: \_\_\_\_\_ ZIP: \_\_\_\_\_  
 Ship To Phone: ( ) \_\_\_\_\_ Fax: ( ) \_\_\_\_\_

The **HCPCS CODES** herein are based on PDAC verification or interpretation of Medicare definitions and guidelines. Non-Medicare payers may accept alternative **HCPCS CODES**, including misc. codes to ensure access for their enrollees. The use of **HCPCS CODES** does not ensure coverage or payment.

### CLIENT MEASUREMENTS

First Name	
Age	
Diagnosis	
Height	
Weight	
1. Top of Head to Seat	
2. Top of Shoulder to Seat	
3. Under Arm to Seat	
4. Trunk Depth	
5. Actual Sitting Depth	
6. Foot Length	
7. Width of Head	
8. Shoulder Width	
9. Chest Width	
10. Hip Width	
11. Left Lower Leg Length	
12. Right Lower Leg Length	



#### Client Wheelchair Description

Model	
Back Height	
Combine with Wheelchair	<input type="checkbox"/> See Quickie/Zippie OF <input type="checkbox"/> Existing Chair Serial #
Chair Width	
Chair Depth	

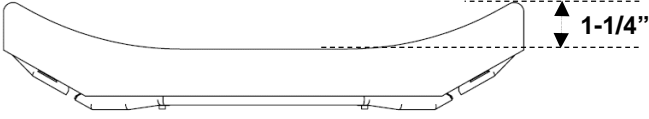
#### NOTES


# JAY Fit Back

- JFITBXXYY | E2617 | JAY Fit Backrest All Sizes | \$856.00
- NOTE: Select appropriate assembly number below.*
- 250 lbs Weight Capacity*

**EACH BACK SHIPS WITH THE FOLLOWING:**

- Choice of mounting hardware - TH Hardware Included with Back
- Choice of backrest cover - 3DX with Black Stretch Standard
- Colored backrest shell of your choice
- 1 Small and 1 Large Lumbar Support



BACKREST WIDTH	10"	12"	14"	16"	18"
FITS BACK CANE WIDTHS	10" - 12"	12" - 14"	14" - 16"	16" - 18"	18" - 20"
ACTUAL SHELL WIDTH	9"	11"	13"	15"	17"
DEPTH OF CONTOUR	1-1/4"	1-1/4"	1-1/4"	1-1/4"	1-1/4"

		Backrest Width				
		10	12	14	16	18
Backrest Height	10"	<input type="checkbox"/> JFITB1010				
	12"	<input type="checkbox"/> JFITB1012	<input type="checkbox"/> JFITB1212	<input type="checkbox"/> JFITB1412		
	14"	<input type="checkbox"/> JFITB1014	<input type="checkbox"/> JFITB1214	<input type="checkbox"/> JFITB1414	<input type="checkbox"/> JFITB1614	<input type="checkbox"/> JFITB1814
	16"		<input type="checkbox"/> JFITB1216	<input type="checkbox"/> JFITB1416	<input type="checkbox"/> JFITB1616	<input type="checkbox"/> JFITB1816
	18"		<input type="checkbox"/> JFITB1218	<input type="checkbox"/> JFITB1418	<input type="checkbox"/> JFITB1618	<input type="checkbox"/> JFITB1818
	20"			<input type="checkbox"/> JFITB1420	<input type="checkbox"/> JFITB1620	<input type="checkbox"/> JFITB1820
	22"				<input type="checkbox"/> JFITB1622	<input type="checkbox"/> JFITB1822

*The JAY Fit Backrest has been dynamically tested and meets all criteria for use in motor vehicles according to Section 5.1 of ISO 16840-4 and Section 20, ANSI/RESNA WC/Volume 4.*

*Please visit [www.sunparts.us](http://www.sunparts.us) for spare parts information.*

### JAY Fit Back - Mounting Hardware

*Note: J3 TH Hardware is include with the back but if Snaptite or Adj Quick Mount Hardware is selected J3 TH hardware will automatically be omitted.*

- |  |                        |                |    |  |                   |         |   |                  |                        |    |  |                        |         |
|--|------------------------|----------------|----|--|-------------------|---------|---|------------------|------------------------|----|--|------------------------|---------|
| <table border="1" style="width: 100%;"> <tr> <td style="width: 20%;">Included in Back</td> <td style="width: 60%;">J3 TH Hardware</td> <td style="width: 20%;">NC</td> </tr> <tr> <td><input type="checkbox"/> JYW-JFTBHDW-OPT02</td> <td>Snaptite Hardware</td> <td>\$67.00</td> </tr> </table> <p style="font-size: small;"><i>Note: Includes collars to mount to 3/4", 7/8", and 1" tubes</i></p> | Included in Back       | J3 TH Hardware | NC | <input type="checkbox"/> JYW-JFTBHDW-OPT02 | Snaptite Hardware | \$67.00 | <table border="1" style="width: 100%;"> <tr> <td style="width: 20%;">Included in Back</td> <td style="width: 60%;">Adjustable Quick Mount</td> <td style="width: 20%;">NC</td> </tr> <tr> <td><input type="checkbox"/> JYW-JFTBHDW-OPT03</td> <td>Adjustable Quick Mount</td> <td>\$67.00</td> </tr> </table> <p style="font-size: small;"><i>Note: Includes collars to mount to 3/4", 7/8", and 1" tubes</i></p> | Included in Back | Adjustable Quick Mount | NC | <input type="checkbox"/> JYW-JFTBHDW-OPT03 | Adjustable Quick Mount | \$67.00 |
| Included in Back   | J3 TH Hardware         | NC             |    |  |                   |         |   |                  |                        |    |  |                        |         |
| <input type="checkbox"/> JYW-JFTBHDW-OPT02   | Snaptite Hardware      | \$67.00        |    |  |                   |         |   |                  |                        |    |  |                        |         |
| Included in Back   | Adjustable Quick Mount | NC             |    |  |                   |         |   |                  |                        |    |  |                        |         |
| <input type="checkbox"/> JYW-JFTBHDW-OPT03   | Adjustable Quick Mount | \$67.00        |    |  |                   |         |   |                  |                        |    |  |                        |         |

### JAY Fit Back - Back Cover

*Note: 3DX with Black Stretch cover is include with the back but if Reverse Dartex is selected the 3DX with Black Stretch Cover will automatically be omitted.*

- |   |                        |         |
|---|------------------------|---------|
| Included in Back                          | 3DX with Black Stretch | NC      |
| <input type="checkbox"/> JYW-JFTBCV-OPT02 | Reverse Dartex         | \$67.00 |

### JAY Fit Back - Back Cover Embroidery (Optional)

*Embroidery - 12 Letter Limit*

- |   |                |    |
|---|----------------|----|
| <input type="checkbox"/> JYW-JFTBCE-OPT01 | Script/Cursive | NC |
| <input type="checkbox"/> JYW-JFTBCE-OPT02 | Block          | NC |

Name:

Thread Color:

### JAY Fit Back - Backrest Spinal Fluid Pad (Optional)

- |  |                   |          |
|--|-------------------|----------|
| <input type="checkbox"/> JYW-JFTBSFP-OPT01 | Spinal Fluid Pad* | \$199.00 |
|--|-------------------|----------|

*\*Sewn into cover*

### JAY Fit Back - Lateral/Posterior Pelvic Support Kit (Optional)

*Kit includes 1 Narrow & 1 wide posterior contour strip, and 1 pair of lateral pyramids*

- |   |  |          |
|---|--|----------|
| <input type="checkbox"/> JYW-JFTBPSK-OPT01  | Sml Lateral/Posterior Plvc Support Kit | \$152.00 |
| <input type="checkbox"/> JYW-JFTBAPCS-OPT01 | 1 Narrow (1-3/4" Wide)                 | \$33.00  |
| <input type="checkbox"/> JYW-JFTBAPCS-OPT02 | 2 Narrow (1-3/4" Wide)                 | \$67.00  |
| <input type="checkbox"/> JYW-JFTBAPCS-OPT03 | 3 Narrow (1-3/4" Wide)                 | \$100.00 |

- |   |  |          |
|---|--|----------|
| <input type="checkbox"/> JYW-JFTBPSK-OPT02  | Lrg Lateral/Posterior Plvc Support Kit | \$152.00 |
| <input type="checkbox"/> JYW-JFTBAPCS-OPT04 | 1 Wide (2-1/4" Wide)                   | \$33.00  |
| <input type="checkbox"/> JYW-JFTBAPCS-OPT05 | 2 Wide (2-1/4" Wide)                   | \$67.00  |
| <input type="checkbox"/> JYW-JFTBAPCS-OPT06 | 3 Wide (2-1/4" Wide)                   | \$100.00 |

#### Additional Narrow Posterior Contour Strips

#### Additional Wide Posterior Contour Strips

**JAY Fit - Painted Back Shell (Shell to come black if not otherwise specified) - Required**


<input type="checkbox"/>	JYW-JFTBPBS-OPT01	Black	Standard	<input type="checkbox"/>	JYW-JFTBPBS-OPT13	Hot Sparkle Pink	NC
<input type="checkbox"/>	JYW-JFTBPBS-OPT02	Aztec Gold	NC	<input type="checkbox"/>	JYW-JFTBPBS-OPT14	Mauve Pink	NC
<input type="checkbox"/>	JYW-JFTBPBS-OPT03	Black Cherry	NC	<input type="checkbox"/>	JYW-JFTBPBS-OPT15	Root beer	NC
<input type="checkbox"/>	JYW-JFTBPBS-OPT04	Black Opal	NC	<input type="checkbox"/>	JYW-JFTBPBS-OPT16	Sparkle Silver	NC
<input type="checkbox"/>	JYW-JFTBPBS-OPT05	Blue Opal	NC	<input type="checkbox"/>	JYW-JFTBPBS-OPT17	Sunrise Orange	NC
<input type="checkbox"/>	JYW-JFTBPBS-OPT06	Candy Blue	NC	<input type="checkbox"/>	JYW-JFTBPBS-OPT18	Titanium Color Paint	NC
<input type="checkbox"/>	JYW-JFTBPBS-OPT07	Candy Purple	NC	<input type="checkbox"/>	JYW-JFTBPBS-OPT19	Yellow	NC
<input type="checkbox"/>	JYW-JFTBPBS-OPT08	Candy Red	NC	<input type="checkbox"/>	JYW-JFTBPBS-OPT20	Matte Black	NC
<input type="checkbox"/>	JYW-JFTBPBS-OPT09	Electric Blue	NC	<input type="checkbox"/>	JYW-JFTBPBS-OPT21	Matte Black Cherry	NC
<input type="checkbox"/>	JYW-JFTBPBS-OPT10	Evergreen	NC	<input type="checkbox"/>	JYW-JFTBPBS-OPT22	Matte Electric Blue	NC
<input type="checkbox"/>	JYW-JFTBPBS-OPT11	Glow	NC	<input type="checkbox"/>	JYW-JFTBPBS-OPT23	Matte Evergreen	NC
<input type="checkbox"/>	JYW-JFTBPBS-OPT12	Green Apple	NC	<input type="checkbox"/>	JYW-JFTBPBS-OPT24	Matte Purple	NC

**Whitmyer Headrests**

**STEP 1 - Select your WHITMYER HEADREST POST**

Please select one box from the below **WHITMYER Headrest Mount & Bracket** choices. Note: Headrest post includes post, removable mount, and mounting hardware.

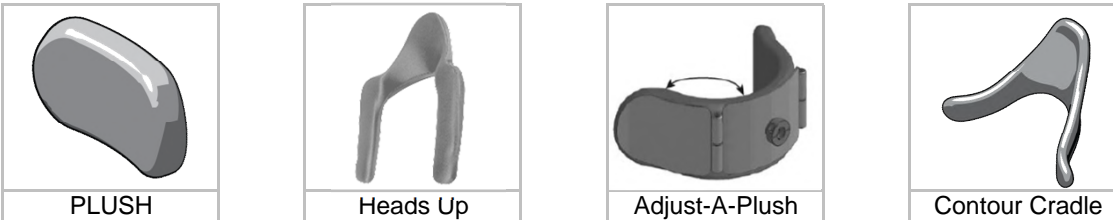
<input type="checkbox"/>	JAXYS	E1028	WHITMYER - Axys Mount & Bracket	\$270.00	<input type="checkbox"/>	JONYX	E1028	WHITMYER - Onyx Mount & Bracket	\$247.00
<input type="checkbox"/>	JLINUX	E1028	WHITMYER - Linx Mount & Bracket	\$346.00	<input type="checkbox"/>	JCOBRA	E1028	WHITMYER - Cobra Mount & Bracket	\$346.00
<input type="checkbox"/>	JLINUX2	E1028	WHITMYER - Linx <sup>2</sup> Mount & Bracket	\$383.00	<input type="checkbox"/>	JCOBRAFB	E1028	WHITMYER - Cobra FB Mount & Bracket	\$432.00



**STEP 2 - Select your WHITMYER HEADREST PAD**

Please select one box from the below **WHITMYER Headrest Pad** choices.

<input type="checkbox"/>	14	E0955	JPLSH14 - 14" Plush Pad	\$205.00	<input type="checkbox"/>	AAPS	E0955	JAAPS - Adjust-A-Plush Standard (Lg)	\$307.00
<input type="checkbox"/>	10	E0955	JPLSH10 - 10" Plush Pad	\$190.00	<input type="checkbox"/>	AAPM	E0955	JAAPM - Adjust-A-Plush Medium	\$307.00
<input type="checkbox"/>	8	E0955	JPLSH8 - 8" Plush Pad	\$190.00	<input type="checkbox"/>	AAPN	E0955	JAAPN - Adjust-A-Plush Narrow (Sm)	\$307.00
<input type="checkbox"/>	HUPL	E0955	JHUPL - HeadsUp Lrg: 5.3" Lng Arms	\$365.00	<input type="checkbox"/>	CL	E0955	JCRDLLG - Lrg Contour Cradle Pad	\$183.00
<input type="checkbox"/>	HUPM	E0955	JHUPM - HeadsUp Med: 4.1" Sht Arms	\$365.00	<input type="checkbox"/>	CM	E0955	JCRDLMD - Med Contour Cradle Pad	\$169.00
<input type="checkbox"/>	HUPS	E0955	JHUPS - HeadsUp Sml: 3.5" Sht Arms	\$365.00					



<b>STEP 1 - Headrest Post</b> Example = JAXYS	+	<b>STEP 2 - Headrest Pad #</b> Example = 14	=	<b>Completed JAY Fit Headrest #</b> Example = JAXYS14
--	---	--	---	--

HEADREST OPTIONS			
<input type="checkbox"/>	JUHM	Universal Headrest Mounting Plate Only	\$63.00
<input type="checkbox"/>	JSAHP	Swing Away Headrest Plate	\$68.00
<input type="checkbox"/>	JDFSFA	Dynamic Forehead Strap Adult	\$234.00
<input type="checkbox"/>	JDFSFP	Dynamic Forehead Strap Peds	\$234.00

Note: Universal Headrest Mounting Plate utilized for mounting non Whitmyer Headrest.

# JAY Fit Laterals

## FIXED LATERAL THORACIC SUPPORT

Includes fixed mounting hardware. Left and Right lateral are independent and different types and sizes can be selected for each side.

Left Side				Right Side					
<input type="checkbox"/>	JFTLAT4X4FL	E0956	Left-LATERAL FIXED 4Lx4H	\$162.00	<input type="checkbox"/>	JFTLAT4X4FR	E0956	Right-LATERAL FIXED 4Lx4H	\$162.00
<input type="checkbox"/>	JFTLAT4X5FL	E0956	Left-LATERAL FIXED 4Lx5H	\$162.00	<input type="checkbox"/>	JFTLAT4X5FR	E0956	Right-LATERAL FIXED 4Lx5H	\$162.00
<input type="checkbox"/>	JFTLAT4X6FL	E0956	Left-LATERAL FIXED 4Lx6H	\$162.00	<input type="checkbox"/>	JFTLAT4X6FR	E0956	Right-LATERAL FIXED 4Lx6H	\$162.00
<input type="checkbox"/>	JFTLAT6X4FL	E0956	Left-LATERAL FIXED 6Lx4H	\$162.00	<input type="checkbox"/>	JFTLAT6X4FR	E0956	Right-LATERAL FIXED 6Lx4H	\$162.00
<input type="checkbox"/>	JFTLAT6X5FL	E0956	Left-LATERAL FIXED 6Lx5H	\$162.00	<input type="checkbox"/>	JFTLAT6X5FR	E0956	Right-LATERAL FIXED 6Lx5H	\$162.00
<input type="checkbox"/>	JFTLAT6X6FL	E0956	Left-LATERAL FIXED 6Lx6H	\$162.00	<input type="checkbox"/>	JFTLAT6X6FR	E0956	Right-LATERAL FIXED 6Lx6H	\$162.00

## FIXED LATERAL THORACIC SUPPORT with 1" INSET

Includes fixed mounting hardware. Left and Right lateral are independent and different types and sizes can be selected for each side.

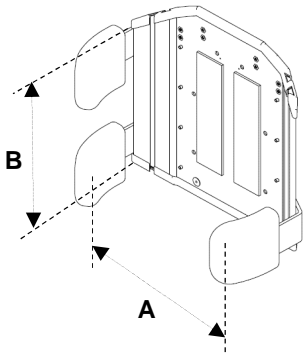
Left Side				Right Side					
<input type="checkbox"/>	JFTLAT4X4FL1	E0956	Left-LATERAL FIXED 1"Inset 4Lx4H	\$162.00	<input type="checkbox"/>	JFTLAT4X4FR1	E0956	Right-LATERAL FIXED 1"Inset 4Lx4H	\$162.00
<input type="checkbox"/>	JFTLAT4X5FL1	E0956	Left-LATERAL FIXED 1"Inset 4Lx5H	\$162.00	<input type="checkbox"/>	JFTLAT4X5FR1	E0956	Right-LATERAL FIXED 1"Inset 4Lx5H	\$162.00
<input type="checkbox"/>	JFTLAT4X6FL1	E0956	Left-LATERAL FIXED 1"Inset 4Lx6H	\$162.00	<input type="checkbox"/>	JFTLAT4X6FR1	E0956	Right-LATERAL FIXED 1"Inset 4Lx6H	\$162.00
<input type="checkbox"/>	JFTLAT6X4FL1	E0956	Left-LATERAL FIXED 1"Inset 6Lx4H	\$162.00	<input type="checkbox"/>	JFTLAT6X4FR1	E0956	Right-LATERAL FIXED 1"Inset 6Lx4H	\$162.00
<input type="checkbox"/>	JFTLAT6X5FL1	E0956	Left-LATERAL FIXED 1"Inset 6Lx5H	\$162.00	<input type="checkbox"/>	JFTLAT6X5FR1	E0956	Right-LATERAL FIXED 1"Inset 6Lx5H	\$162.00
<input type="checkbox"/>	JFTLAT6X6FL1	E0956	Left-LATERAL FIXED 1"Inset 6Lx6H	\$162.00	<input type="checkbox"/>	JFTLAT6X6FR1	E0956	Right-LATERAL FIXED 1"Inset 6Lx6H	\$162.00

## SWING-AWAY LATERAL THORACIC SUPPORT

Includes swing away mounting hardware. Left and Right lateral are independent and different types and sizes can be selected for each side.

Left Side				Right Side					
<input type="checkbox"/>	JFTLAT4X4SAL	<b>LAT 4L X 4H W/ S/A MOUNT</b>		<b>\$503.00</b>	<input type="checkbox"/>	JFTLAT4X4SAR	<b>LAT 4L X 4H W/ S/A MOUNT</b>		<b>\$503.00</b>
	JFTLAT4X4	E0956	LATERAL 4L X 4H	\$162.00		JFTLAT4X4	E0956	LATERAL 4L X 4H	\$162.00
	JFTSAMNT	E1028	LATERAL SWING AWAY MOUNT	\$341.00		JFTSAMNT	E1028	LATERAL SWING AWAY MOUNT	\$341.00
<input type="checkbox"/>	JFTLAT4X5SAL	<b>LAT 4L X 5H W/ S/A MOUNT</b>		<b>\$503.00</b>	<input type="checkbox"/>	JFTLAT4X5SAR	<b>LAT 4L X 5H W/ S/A MOUNT</b>		<b>\$503.00</b>
	JFTLAT4X5	E0956	LATERAL 4L X 5H	\$162.00		JFTLAT4X5	E0956	LATERAL 4L X 5H	\$162.00
	JFTSAMNT	E1028	LATERAL SWING AWAY MOUNT	\$341.00		JFTSAMNT	E1028	LATERAL SWING AWAY MOUNT	\$341.00
<input type="checkbox"/>	JFTLAT4X6SAL	<b>LAT 4L X 6H W/ S/A MOUNT</b>		<b>\$503.00</b>	<input type="checkbox"/>	JFTLAT4X6SAR	<b>LAT 4L X 6H W/ S/A MOUNT</b>		<b>\$503.00</b>
	JFTLAT4X6	E0956	LATERAL 4L X 6H	\$162.00		JFTLAT4X6	E0956	LATERAL 4L X 6H	\$162.00
	JFTSAMNT	E1028	LATERAL SWING AWAY MOUNT	\$341.00		JFTSAMNT	E1028	LATERAL SWING AWAY MOUNT	\$341.00
<input type="checkbox"/>	JFTLAT6X4SAL	<b>LAT 6L X 4H W/ S/A MOUNT</b>		<b>\$503.00</b>	<input type="checkbox"/>	JFTLAT6X4SAR	<b>LAT 6L X 4H W/ S/A MOUNT</b>		<b>\$503.00</b>
	JFTLAT6X4	E0956	LATERAL 6L X 4H	\$162.00		JFTLAT6X4	E0956	LATERAL 6L X 4H	\$162.00
	JFTSAMNT	E1028	LATERAL SWING AWAY MOUNT	\$341.00		JFTSAMNT	E1028	LATERAL SWING AWAY MOUNT	\$341.00
<input type="checkbox"/>	JFTLAT6X5SAL	<b>LAT 6L X 5H W/ S/A MOUNT</b>		<b>\$503.00</b>	<input type="checkbox"/>	JFTLAT6X5SAR	<b>LAT 6L X 5H W/ S/A MOUNT</b>		<b>\$503.00</b>
	JFTLAT6X5	E0956	LATERAL 6L X 5H	\$162.00		JFTLAT6X5	E0956	LATERAL 6L X 5H	\$162.00
	JFTSAMNT	E1028	LATERAL SWING AWAY MOUNT	\$341.00		JFTSAMNT	E1028	LATERAL SWING AWAY MOUNT	\$341.00
<input type="checkbox"/>	JFTLAT6X6SAL	<b>LAT 6L X 6H W/ S/A MOUNT</b>		<b>\$503.00</b>	<input type="checkbox"/>	JFTLAT6X6SAR	<b>LAT 6L X 6H W/ S/A MOUNT</b>		<b>\$503.00</b>
	JFTLAT6X6	E0956	LATERAL 6L X 6H	\$162.00		JFTLAT6X6	E0956	LATERAL 6L X 6H	\$162.00
	JFTSAMNT	E1028	LATERAL SWING AWAY MOUNT	\$341.00		JFTSAMNT	E1028	LATERAL SWING AWAY MOUNT	\$341.00

## LATERAL MEASURING GUIDE (Fixed and Swing Away)



DIM	Description	Back Width					
		10" Wide	12" Wide	14" Wide	16" Wide	18" Wide	
A	<b>Lateral Range</b> (Min Spacing - Max Spacing)	Fixed Lateral	7.2" - 9"	9.2" - 11"	11.2" - 13"	13.2" - 15"	15.2" - 17"
		Fixed Lat w/ 1" Inset	5.2" - 7"	7.2" - 9"	9.2" - 11"	11.2" - 13"	13.2" - 15"
		Swing Away Lateral	5.2" - 11"	7.2" - 13"	9.2" - 15"	11.2" - 17"	13.2" - 19"
B	<b>Lateral Height Range</b> (Measured from bottom edge of shell to top of lateral)	10" Tall Back	7.2"				
		12" Tall Back	9.2"				
		14" Tall Back	11.2"				
		16" Tall Back					13.2"
		18" Tall Back				15.2"	
		20" Tall Back			17.2"		
		22" Tall Back				19.2"	

# Spine Align Positioning Components (JAY Fit Backs come standard with a 1 Small and 1 Large lumbar.)

## SPINE-ALIGN MINI FIT KIT 1

Includes: 3 wedges, 2 lateral shims, and 2 posterior/lateral pelvic positioning pads.

<input type="checkbox"/>	J3SPNK112	SPINE-ALIGN MINI FIT KIT 1 (12")	\$117.00
<input type="checkbox"/>	J3SPNK114	SPINE-ALIGN MINI FIT KIT 1 (14")	\$117.00
<input type="checkbox"/>	J3SPNK116	SPINE-ALIGN MINI FIT KIT 1 (16")	\$117.00
<input type="checkbox"/>	J3SPNK118	SPINE-ALIGN MINI FIT KIT 1 (18")	\$117.00

## WEDGES (Back Width) (W" x H" x D")

<input type="checkbox"/>	J3SPNWE12	WEDGES (12") (3.5" x 6.5" x 1.6")	\$38.00
<input type="checkbox"/>	J3SPNWE14	WEDGES (14") (3.5" x 6.5" x 1.6")	\$38.00
<input type="checkbox"/>	J3SPNWE16	WEDGES (16") (5.5" x 6.5" x 1.6")	\$38.00
<input type="checkbox"/>	J3SPNWE18	WEDGES (18") (7.5" x 6.5" x 1.6")	\$38.00

## SPINE-ALIGN MINI FIT KIT 2

Includes: 5 wedges, 2 lat shims, 2 post/lat pelvic, 1 lg lumbar, 1 flat shim, and 1 curved

<input type="checkbox"/>	J3SPNK212	SPINE-ALIGN MINI FIT KIT 2 (12")	\$162.00
<input type="checkbox"/>	J3SPNK214	SPINE-ALIGN MINI FIT KIT 2 (14")	\$162.00
<input type="checkbox"/>	J3SPNK216	SPINE-ALIGN MINI FIT KIT 2 (16")	\$162.00
<input type="checkbox"/>	J3SPNK218	SPINE-ALIGN MINI FIT KIT 2 (18")	\$162.00

## OTHER INDIVIDUAL SPINE-ALIGN COMPONENTS

<input type="checkbox"/>	J3SPNCR	Curved Shim	\$29.00
<input type="checkbox"/>	J3SPNBS	Small Bean Bag	\$32.00
<input type="checkbox"/>	J3SPNFL	Flat Shim	\$29.00
<input type="checkbox"/>	J3SPNBL	Large Bean Bag	\$35.00
<input type="checkbox"/>	J3SPNLS	Lateral Shim	\$55.00
<input type="checkbox"/>	J3SPNLP	Posterior/Lateral Pelvic	\$55.00

	<b>Sm Lumbar</b>	<b>Lg Lumbar</b>	<b>Wedge</b>	<b>Curved Slim</b>	<b>Flat Shim</b>	<b>Lateral Shim</b>	<b>Sm Bean Bag</b>	<b>Lg Bean Bag</b>	<b>Post/Lat Pelvic</b>
<b>W</b>	1.8" - 9.5"	3.5" - 9.5"	3.5" - 9.5"	10"	10"	2.4"	6"	10"	5.3"
<b>H</b>	3.2" - 4.3"	7"	6.5"	4"	4"	4.3"	4.5"	3.2"	3.6"
<b>D</b>	0.8" - 1"	1.6"	1.6"	0.5"	0.3"	0.5"	0.75"	0.75"	0.75"

# Chest Straps, Harnesses, & Brackets (Straps & Harnesses includes strap guides & mounting hdw.)

### Classic Style

<input type="checkbox"/>	JFT8107	E0960	Classic-Dynamic Pull Down (EI)	\$196.00
<input type="checkbox"/>	JFT8100	E0960	Classic-Dynamic Pull Down (XS)	\$196.00
<input type="checkbox"/>	JFT8101	E0960	Classic-Dynamic Pull Down (Sml)	\$196.00
<input type="checkbox"/>	JFT8102	E0960	Classic-Dynamic Pull Down (Med)	\$196.00
<input type="checkbox"/>	JFT8103	E0960	Classic-Dynamic Pull Down (Lrg)	\$196.00
<input type="checkbox"/>	JFT8104	E0960	Classic-Dynamic Pull Down (X-Lrg)	\$196.00
<input type="checkbox"/>	JFT8300	E0960	Classic-Structured Pull Down (XS)	\$196.00
<input type="checkbox"/>	JFT8301	E0960	Classic-Structured Pull Down (Sml)	\$196.00
<input type="checkbox"/>	JFT8302	E0960	Classic-Structured Pull Down (Med)	\$196.00
<input type="checkbox"/>	JFT8303	E0960	Classic-Structured Pull Down (Lrg)	\$196.00
<input type="checkbox"/>	JFT8304	E0960	Classic-Structured Pull Down (X-Lrg)	\$196.00

### Center Opening w/ Buckle Style

<input type="checkbox"/>	JFT9407	E0960	Center Opening w/ Buckle (EI)	\$196.00
<input type="checkbox"/>	JFT9400	E0960	Center Opening w/ Buckle (XS)	\$196.00
<input type="checkbox"/>	JFT9401	E0960	Center Opening w/ Buckle (Sml)	\$196.00
<input type="checkbox"/>	JFT9402	E0960	Center Opening w/ Buckle (Med)	\$196.00
<input type="checkbox"/>	JFT9403	E0960	Center Opening w/ Buckle (Lrg)	\$196.00
<input type="checkbox"/>	JFT9404	E0960	Center Opening w/ Buckle (X-Lrg)	\$196.00

### Contoured Style

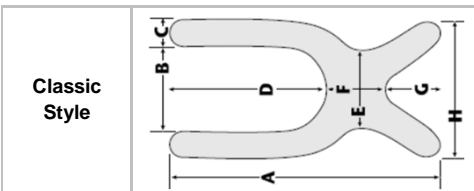
<input type="checkbox"/>	JFT9107	E0960	Contoured-Dynamic Pull Down (EI)	\$196.00
<input type="checkbox"/>	JFT9100	E0960	Contoured-Dynamic Pull Down (XS)	\$196.00
<input type="checkbox"/>	JFT9101	E0960	Contoured-Dynamic Pull Down (Sml)	\$196.00
<input type="checkbox"/>	JFT9102	E0960	Contoured-Dynamic Pull Down (Med)	\$196.00
<input type="checkbox"/>	JFT9103	E0960	Contoured-Dynamic Pull Down (Lrg)	\$196.00
<input type="checkbox"/>	JFT9104	E0960	Contoured-Dynamic Pull Down (X-Lrg)	\$196.00
<input type="checkbox"/>	JFT9300	E0960	Contoured-Structured Pull Down (XS)	\$196.00
<input type="checkbox"/>	JFT9301	E0960	Contoured-Structured Pull Down (Sml)	\$196.00
<input type="checkbox"/>	JFT9302	E0960	Contoured-Structured Pull Down (Med)	\$196.00
<input type="checkbox"/>	JFT9303	E0960	Contoured-Structured Pull Down (Lrg)	\$196.00
<input type="checkbox"/>	JFT9304	E0960	Contoured-Structured Pull Down (X-Lrg)	\$196.00

### Padded Trunk Strap

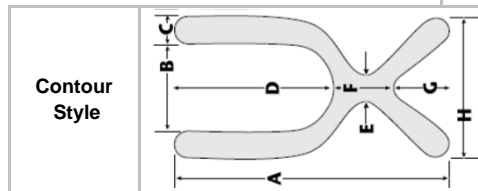
<input type="checkbox"/>	JFT4050	E0960	Padded Anterior Trunk Straps (XS)	\$182.00
<input type="checkbox"/>	JFT4000	E0960	Padded Anterior Trunk Straps (Sml)	\$182.00
<input type="checkbox"/>	JFT4100	E0960	Padded Anterior Trunk Straps (Med)	\$182.00
<input type="checkbox"/>	JFT4200	E0960	Padded Anterior Trunk Straps (Lrg)	\$182.00
<input type="checkbox"/>	JFT4300	E0960	Padded Anterior Trunk Straps (X-Lrg)	\$182.00

### Back Pack Style

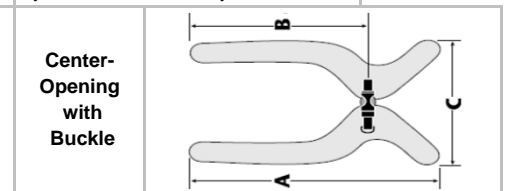
<input type="checkbox"/>	JFT9701	E0960	Classic-Back Pack Style 12"	\$175.00
<input type="checkbox"/>	JFT9703	E0960	Classic-Back Pack Style 18"	\$175.00
<input type="checkbox"/>	JFT9601	E0960	Dynamic-Back Pack Style 12"	\$175.00
<input type="checkbox"/>	JFT9603	E0960	Dynamic-Back Pack Style 18"	\$175.00



	A	B	C	D	E	F	G	H
EI	9.8"	3"	2"	5.3"	3"	3"	1"	6.5"
XS	12.5"	3.5"	2"	7.5"	3.5"	3"	2"	7.5"
S	15"	4.5"	2"	9"	4"	4"	2"	8.5"
M	19"	5.5"	2"	11"	5"	5"	3"	9.5"
L	22.5"	6.5"	2"	13"	6"	6"	3.5"	10.5"
XL	25.5"	6.5"	2.5"	14"	7"	7"	4.5"	11.5"



	A	B	C	D	E	F	G	H
EI	9.8"	3"	1.8"	5.3"	1"	3.5"	1.5"	6.5"
XS	12.5"	3.5"	2"	7.5"	1"	3.5"	1.5"	7.5"
S	15"	4.5"	2"	9"	1"	4"	2"	8.5"
M	18.5"	5.5"	2"	11"	1"	5"	2.5"	9.5"
L	22.5"	6.5"	2"	13"	1.5"	6"	3.5"	10.5"
XL	25.5"	6.5"	2.5"	14"	1.5"	7"	4.5"	11.5"



	A	B	C
EI	9.8"	7"	5"
XS	11"	8"	5.8"
S	12.3"	9"	6.5"
M	14.3"	11"	9.8"
L	15.5"	11.5"	9.8"
XL	17.5"	12.8"	10"

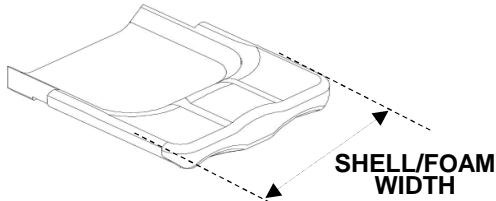
**GUIDE BRACKETS & HARDWARE ONLY** - Only used when mounting third party harness to the JAY Fit backrest.

<input type="checkbox"/>	JGPSG	JAY Fit Strap Positioner Kit	\$48.00
--------------------------	-------	------------------------------	---------

**JAY FIT - SEAT**

<input type="checkbox"/>	JFITSXXYY	E2609	JAY Fit Seat All Sizes	\$856.00
--------------------------	-----------	-------	------------------------	----------

NOTE: Select appropriate assembly number below.  
250 lbs Weight Capacity



**EACH SEAT SHIPS WITH THE FOLLOWING:**

- Quick Mount Hardware
- 3DX with Black Stretch Cover and Inner Cover
- Choice of Variety of Foam Options or Fluid bladders
- Lateral Well Reducers (1 Left & 1 Right)
- 2 Anterior Well Reducers
- Plus other positioning components are available.

SEAT WIDTH	10"	12"	14"	16"	18"
FITS CHAIR WIDTHS	10" - 11"	12" - 13"	14" - 15"	16" - 17"	18" - 19"
ACTUAL SHELL/FOAM WIDTH	9"	11"	13"	15"	17"

		Seat Width				
		10	12	14	16	18
Frame Depth	12" (8" - 12" Range)	<input type="checkbox"/> JFITS1012	<input type="checkbox"/> JFITS1212			
	14" (9" - 14" Range)	<input type="checkbox"/> JFITS1014	<input type="checkbox"/> JFITS1214	<input type="checkbox"/> JFITS1414		
	16" (11" - 16" Range)		<input type="checkbox"/> JFITS1216	<input type="checkbox"/> JFITS1416	<input type="checkbox"/> JFITS1616	<input type="checkbox"/> JFITS1816
	18" (13" - 18" Range)			<input type="checkbox"/> JFITS1418	<input type="checkbox"/> JFITS1618	<input type="checkbox"/> JFITS1818
	20" (15" - 20" Range)				<input type="checkbox"/> JFITS1620	<input type="checkbox"/> JFITS1820

The JAY ZIP Backrest has been dynamically tested and meets all criteria for use in motor vehicles according to Section 5.1 of ISO 16840-4 and Section 20, ANSI/RESNA WC/Volume 4.

Please visit [www.sunparts.us](http://www.sunparts.us) for spare parts information.

**JAY Fit Seat - Seat Mounting Hardware (Optional)**

Note: Std Quick Mount Hardware is include with the seat but if Snaptite or Ht Adj Quick Mount Hardware is selected Std Quick Mnt hardware will automatically be omitted.

<input type="checkbox"/>	Included in Seat	Standard Quick Mount	NC	<input type="checkbox"/>	JYW-JFTSHDW-OPT02	Snaptite Hardware	\$67.00
<input type="checkbox"/>	JYW-JFTSHDW-OPT01	Height Adjustable Quick Mount	\$162.00				

**JAY Fit Seat - Seat Cover - Required**

Oversized covers are required when Lateral Pelvic and/or Lateral Thigh Positioning Supports are selected below.

<input type="checkbox"/>	JYW-JFTSCV-OPT01	3DX with Black Stretch	NC	<input type="checkbox"/>	JYW-JFTSCV-OPT03	Oversized - 3DX with Black Stretch	NC
<input type="checkbox"/>	JYW-JFTSCV-OPT02	Reverse Dartex	\$67.00	<input type="checkbox"/>	JYW-JFTSCV-OPT04	Oversized - Reverse Dartex	\$67.00

### JAY Fit Seat - Well Inserts - Required

Top Layer			Middle Layer				
<input type="checkbox"/>	JYW-JFTSTF-OPT01	1/2" Soft Poly Foam	\$24.00	<input type="checkbox"/>	JYW-JFTSMF-OPT01	1/2" Soft Poly	\$24.00
<input type="checkbox"/>	JYW-JFTSTF-OPT02	1/2" Med/Soft Poly Foam	\$24.00	<input type="checkbox"/>	JYW-JFTSMF-OPT02	1/2" Med/Soft Poly	\$24.00
<input type="checkbox"/>	JYW-JFTSTF-OPT03	1/2" Medium Poly Foam	\$24.00	<input type="checkbox"/>	JYW-JFTSMF-OPT03	1/2" Medium Poly	\$24.00
<input type="checkbox"/>	JYW-JFTSTF-OPT04	1/2" Firm Poly Foam	\$24.00	<input type="checkbox"/>	JYW-JFTSMF-OPT04	1/2" Firm Poly	\$24.00
<input type="checkbox"/>	JYW-JFTSTF-OPT05	1/2" Soft Conform Foam	\$53.00	<input type="checkbox"/>	JYW-JFTSMF-OPT05	1/2" Soft Conform	\$53.00
<input type="checkbox"/>	JYW-JFTSTF-OPT06	1/2" Med/Soft Conform Foam	\$53.00	<input type="checkbox"/>	JYW-JFTSMF-OPT06	1/2" Med/Soft Conform	\$53.00
<input type="checkbox"/>	JYW-JFTSTF-OPT07	1/2" Medium Conform Foam	\$53.00	<input type="checkbox"/>	JYW-JFTSMF-OPT07	1/2" Medium Conform	\$53.00
<input type="checkbox"/>	JYW-JFTSTF-OPT08	1/2" Firm Conform Foam	\$53.00	<input type="checkbox"/>	JYW-JFTSMF-OPT08	1/2" Firm Conform	\$53.00
<input type="checkbox"/>	JYW-JFTSTF-OPT09	JAY Fluid Insert - Well Only	\$365.00	<input type="checkbox"/>	JYW-JFTSMF-OPT09	Omit Middle Layer Foam	NC
<input type="checkbox"/>	JYW-JFTSTF-OPT10	JAY Fluid Insert - Entire Seat	\$429.00	<i>Omit Middle Layer Foam must and can only be selected when JAY Fluid insert is selected.</i>			

Bottom Layer			
<input type="checkbox"/>	JYW-JFTSBF-OPT01	1/2" Soft Poly	\$24.00
<input type="checkbox"/>	JYW-JFTSBF-OPT02	1/2" Med/Soft Poly	\$24.00
<input type="checkbox"/>	JYW-JFTSBF-OPT03	1/2" Medium Poly	\$24.00
<input type="checkbox"/>	JYW-JFTSBF-OPT04	1/2" Firm Poly	\$24.00
<input type="checkbox"/>	JYW-JFTSBF-OPT05	1/2" Soft Conform	\$53.00
<input type="checkbox"/>	JYW-JFTSBF-OPT06	1/2" Med/Soft Conform	\$53.00
<input type="checkbox"/>	JYW-JFTSBF-OPT07	1/2" Medium Conform	\$53.00
<input type="checkbox"/>	JYW-JFTSBF-OPT08	1/2" Firm Conform	\$53.00
<input type="checkbox"/>	JYW-JFTSBF-OPT09	Omit Bottom Layer Foam	NC

*Omit Bottom Layer Foam must and can only be selected when JAY Fluid insert is selected.*

### JAY Fit Seat - Lateral Well Reducers (Optional)

*Comes Standard with 1 Right and 1 Left Well Reducer*

<input type="checkbox"/>	JYW-JFTSWR-OPT01	1 Left Well Reducer	\$59.00	<input type="checkbox"/>	JYW-JFTSWR-OPT07	1 Pair Well Reducer	\$121.00
<input type="checkbox"/>	JYW-JFTSWR-OPT02	2 Left Well Reducer	\$121.00	<input type="checkbox"/>	JYW-JFTSWR-OPT08	2 Pair Well Reducer	\$239.00
<input type="checkbox"/>	JYW-JFTSWR-OPT03	3 Left Well Reducer	\$180.00	<input type="checkbox"/>	JYW-JFTSWR-OPT09	3 Pair Well Reducer	\$358.00
<input type="checkbox"/>	JYW-JFTSWR-OPT04	1 Right Well Reducer	\$59.00				
<input type="checkbox"/>	JYW-JFTSWR-OPT05	2 Right Well Reducer	\$121.00				
<input type="checkbox"/>	JYW-JFTSWR-OPT06	3 Right Well Reducer	\$180.00				

### JAY Fit Seat - Anterior Well Reducers (Optional)

*Comes Standard with 2 Well Reducers on 12" Seat depths, 3 on 14 & 16, and 4 on 18 and 20.*

<input type="checkbox"/>	JYW-JFTSAR-OPT01	1 Anterior Well Reducer	\$59.00
<input type="checkbox"/>	JYW-JFTSAR-OPT02	2 Anterior Well Reducer	\$121.00
<input type="checkbox"/>	JYW-JFTSAR-OPT03	3 Anterior Well Reducer	\$180.00

### JAY Fit Seat - Adjustable Lateral Pelvic Supports (Optional)

*Oversized covers are required when Lateral Pelvic Positioning Supports are selected.*

<input type="checkbox"/>	JYW-JFTSPS-OPT01	0"-1/2" inset Brkts w/2" Pad-Reg*(pr)	\$260.00	<input type="checkbox"/>	JYW-JFTSPS-OPT05	0"-1/2" inset Brkts w/2" Pad-Long**(pr)	\$260.00
<input type="checkbox"/>	JYW-JFTSPS-OPT02	0"-1/2" inset Brkts w/3" Pad-Reg*(pr)	\$260.00	<input type="checkbox"/>	JYW-JFTSPS-OPT06	0"-1/2" inset Brkts w/3" Pad-Long**(pr)	\$260.00
<input type="checkbox"/>	JYW-JFTSPS-OPT03	1/2"-1" inset Brkts w/2" Pad-Reg*(pr)	\$260.00	<input type="checkbox"/>	JYW-JFTSPS-OPT07	1/2"-1" inset Brkts w/2" Pad-Long**(pr)	\$260.00
<input type="checkbox"/>	JYW-JFTSPS-OPT04	1/2"-1" inset Brkts w/3" Pad-Reg*(pr)	\$260.00	<input type="checkbox"/>	JYW-JFTSPS-OPT08	1/2"-1" inset Brkts w/3" Pad-Long**(pr)	\$260.00

*\*Note: Regular length pads measure 5-3/4" in Length*

*\*\*Note: Long length pads measure 7-1/2" in Length*

### JAY Fit Seat - Adjustable Lateral Thigh Supports

*Oversized covers are required when Lateral Thigh Positioning Supports are selected.*

<input type="checkbox"/>	JYW-JFTSLTS-OPT01	0"-1" inset Brkts w/2" Pad-Reg*(pr)	\$232.00	<input type="checkbox"/>	JYW-JFTSLTS-OPT05	0"-1" inset Brkts w/2" Pad-Long**(pr)	\$232.00
<input type="checkbox"/>	JYW-JFTSLTS-OPT02	0"-1" inset Brkts w/3" Pad-Reg*(pr)	\$232.00	<input type="checkbox"/>	JYW-JFTSLTS-OPT06	0"-1" inset Brkts w/3" Pad-Long**(pr)	\$232.00
<input type="checkbox"/>	JYW-JFTSLTS-OPT03	1/2" out-1/2" in Brkts w/2" Pad-Reg*(pr)	\$232.00	<input type="checkbox"/>	JYW-JFTSLTS-OPT07	1/2" out-1/2" in Brkts w/2" Pad-Lg**(pr)	\$232.00
<input type="checkbox"/>	JYW-JFTSLTS-OPT04	1/2" out-1/2" in Brkts w/3" Pad-Reg*(pr)	\$232.00	<input type="checkbox"/>	JYW-JFTSLTS-OPT08	1/2" out-1/2" in Brkts w/3" Pad-Lg**(pr)	\$232.00

*\*Note: Regular length pads measure 9-1/4" in Length*

*\*\*Note: Long length pads measure 11-1/4" in Length*

### JAY Fit Seat - Flip Down Medial Thigh Support

*Medial Thigh Support includes flip down bracket, pads, and cover.*

<input type="checkbox"/>	JYW-JFTSMTS-OPT01	3" H x 4" L Pad Size - Pair	\$392.00	<input type="checkbox"/>	JYW-JFTSMTS-OPT03	4" H x 6" L Pad Size - Pair	\$392.00
<input type="checkbox"/>	JYW-JFTSMTS-OPT02	3" H x 6" L Pad Size - Pair	\$392.00	<input type="checkbox"/>	JYW-JFTSMTS-OPT04	4" H x 8" L Pad Size - Pair	\$392.00



# JAY FIT - ACCESSORIES

## Anterior Pelvic Belts

Standard 2 Point Belt - Push Button 1"			
<input type="checkbox"/>	JFT5110	E0978	No Pad \$53.00
<input type="checkbox"/>	JFT5115	E0978	4.5" Pad \$116.00
<input type="checkbox"/>	JFT5116	E0978	5.5" Pad \$116.00
<input type="checkbox"/>	JFT5117	E0978	7.5" Pad \$116.00

Standard 2 Point Belt - Push Button 1 1/2"			
<input type="checkbox"/>	JFT7210	E0978	No Pad \$53.00
<input type="checkbox"/>	JFT7212	E0978	7.5" Pad \$112.00
<input type="checkbox"/>	JFT7213	E0978	9.5" Pad \$112.00

Medial 4 Point Belt - Push Button 1 1/2"			
<input type="checkbox"/>	JFT7242	E0978	4.5" Pad \$142.00
<input type="checkbox"/>	JFT7243	E0978	5.5" Pad \$142.00

V-Contour Pelvic 4 Point Belt - Push Button Varies			
<input type="checkbox"/>	JFT3716	E0978	Small Pad - 1" Push Button \$217.00
<input type="checkbox"/>	JFT3727	E0978	Medium Pad - 1 1/2" Push Button \$217.00
<input type="checkbox"/>	JFT3738	E0978	Large Pad - 2" Push Button \$217.00

## Shoe Holders

Padded Shoe Holders (EA) - Must Select Left and Right			
<input type="checkbox"/>	TST6001	E0951/2	Padded Shoe Holder Small - Right \$83.00
<input type="checkbox"/>	TST6001	E0951/2	Padded Shoe Holder Small - Left \$83.00
<input type="checkbox"/>	TST6101	E0951/2	Padded Shoe Holder Medium - Right \$83.00
<input type="checkbox"/>	TST6101	E0951/2	Padded Shoe Holder Medium - Left \$83.00
<input type="checkbox"/>	TST6201	E0951/2	Padded Shoe Holder Large - Right \$83.00
<input type="checkbox"/>	TST6201	E0951/2	Padded Shoe Holder Large - Left \$83.00
<input type="checkbox"/>	TST6301	E0951/2	Padded Shoe Holder X-Large - Right \$83.00
<input type="checkbox"/>	TST6301	E0951/2	Padded Shoe Holder X-Large - Left \$83.00

Tendon Relief Shoe Holder (EA) - Must Select Left and Right			
<input type="checkbox"/>	TST6061	E0951/2	Tendon Relief Shoe Holder Sml-Right \$407.00
<input type="checkbox"/>	TST6061	E0951/2	Tendon Relief Shoe Holder Sml-Left \$407.00
<input type="checkbox"/>	TST6161	E0951/2	Tendon Relief Shoe Holder Med-Right \$407.00
<input type="checkbox"/>	TST6161	E0951/2	Tendon Relief Shoe Holder Med-Left \$407.00
<input type="checkbox"/>	TST6261	E0951/2	Tendon Relief Shoe Holder Lrg-Right \$407.00
<input type="checkbox"/>	TST6261	E0951/2	Tendon Relief Shoe Holder Lrg-Left \$407.00
<input type="checkbox"/>	TST6361	E0951/2	Tendon Relief Shoe Holder XL-Right \$407.00
<input type="checkbox"/>	TST6361	E0951/2	Tendon Relief Shoe Holder XL-Left \$407.00

## Ankle Positioners

Ankle Positioners (Foot & Ankle) (EA) - Must Select Left and Right			
<input type="checkbox"/>	TST6510R	E0951/2	Small - Right \$106.00
<input type="checkbox"/>	TST6510L	E0951/2	Small - Left \$106.00
<input type="checkbox"/>	TST6520R	E0951/2	Medium - Right \$106.00
<input type="checkbox"/>	TST6520L	E0951/2	Medium - Left \$106.00
<input type="checkbox"/>	TST6540R	E0951/2	Large - Right \$106.00
<input type="checkbox"/>	TST6540L	E0951/2	Large - Left \$106.00
<input type="checkbox"/>	TST6560R	E0951/2	X-Large - Right \$106.00
<input type="checkbox"/>	TST6560L	E0951/2	X-Large - Left \$106.00

Flexi Feet (PR)			
<input type="checkbox"/>	32600XS-RT	E0951/2	X-Small \$266.00
<input type="checkbox"/>	32600S-RT	E0951/2	Small \$266.00
<input type="checkbox"/>	32600M-RT	E0951/2	Medium \$266.00
<input type="checkbox"/>	32600L-RT	E0951/2	Large \$266.00



Sunrise Medical (US) LLC  
12002 Volunteer Blvd. · Mount Juliet, TN 37122 · USA