



# Quickie 2 February 2019

EIQ2X

<b>Mark For:</b> _____ Date: _____ Dealer Acct #: _____ Dealer: _____ Dealer Contact: _____ Dealer Address: _____ Dealer City: _____ ST: _____ ZIP: _____ Dealer Phone: ( ) _____ Fax: ( ) _____ Confirmation Email: _____ Confirm Via: <input type="checkbox"/> Fax <input type="checkbox"/> Email	<b>Submitting for:</b> <input type="checkbox"/> Quote <input type="checkbox"/> Order PO#: _____  <p style="text-align: center;"><b>ADDITIONAL SHIPPING INFORMATION</b></p> Ship To: _____ Attention: _____ Address: _____ Address: _____ Ship To City: _____ ST: _____ ZIP: _____ Ship To Phone: ( ) _____ Fax: ( ) _____
--	---

*The **HCPCS CODES** provided are based on code verification through PDAC or our interpretation of the code definitions.  
The use of **HCPCS CODES** does not ensure coverage or payment. For coverage information, verify the appropriate payer's coverage policy.  
Specifications are subject to change without notice.*

✓	Option #	HCPCS	Definition	Price	✓	Option #	HCPCS	Definition	Price
---	----------	-------	------------	-------	---	----------	-------	------------	-------

## 1. FRAME

### Base model

*E1236 coding still applies for EIQ2X with sizes 14" or less.*

<input type="checkbox"/>	002WM32	K0005	Quickie 2	\$2,095.00
--------------------------	---------	-------	-----------	------------

### Transit Option

*N/A on Stroller Handles (Removable Push Handles) or Xtender*

<input type="checkbox"/>	002TO46	K0108	Transit System WC19	\$315.00
--------------------------	---------	-------	---------------------	----------

### Frame Style

<input type="checkbox"/>	002FS31		Standard Swing Away	NC
<input type="checkbox"/>	002FS30		Hemi Swing Away	NC

### Rear Frame Type (300 lbs. Weight Capacity)

<input type="checkbox"/>	002RS1		Rear Side Frame Straight	NC
<input type="checkbox"/>	002RS2		Rear Side Frame Rounded	NC
<input type="checkbox"/>	002RS3		Depth Adjustable Back (DAB) <i>N/A w/ swing-away, flip-back armrests. Backrest set 2" rear of seat tube w/ 1" adjustable forward.</i>	\$195.00

### Heavy Duty Package (350 lbs. weight capacity)

<input type="checkbox"/>	002HV1		Heavy Duty (18"-22" Wide only) <i>N/A w/ Xtender. Includes Reinforced Back Upholstery &amp; Stabilizer Bar.</i>	\$500.00
--------------------------	--------	--	--	----------

## 2. SIZE / SEATING

### Frame Width

<input type="checkbox"/>	002W3		12"	NC
<input type="checkbox"/>	002W4		13"	NC
<input type="checkbox"/>	002W5		14"	NC
<input type="checkbox"/>	002W6		15"	NC
<input type="checkbox"/>	002W7		16"	NC
<input type="checkbox"/>	002W8		17"	NC
<input type="checkbox"/>	002W9		18"	NC
<input type="checkbox"/>	002W10		19"	NC
<input type="checkbox"/>	002W11	E2201	20"	\$500.00
<input type="checkbox"/>	002W12	E2201	21" <i>(Only Avail. w/ Heavy Duty)</i>	\$500.00
<input type="checkbox"/>	002W13	E2201	22" <i>(Only Avail. w/ Heavy Duty)</i>	\$500.00

### Frame Depth

*Seat Depth can be ordered up to 3" smaller for growth. Std & HD frame available with 13"-20" frame Depth. Hemi available 16"-18" & 20" frame depth. Please refer to matrix in page 8 of Appendix for frame Depth Vs seat Depth matrix. Growth is achieved to the front of the depth.*

<input type="checkbox"/>	002FD4		13"	NC
<input type="checkbox"/>	002FD5		14"	NC
<input type="checkbox"/>	002FD6		15"	NC
<input type="checkbox"/>	002FD7		16"	NC
<input type="checkbox"/>	002FD8		17"	NC
<input type="checkbox"/>	002FD9		18"	NC
<input type="checkbox"/>	002FD10		19" <i>Steel reinforced</i>	NC
<input type="checkbox"/>	002FD36		20" <i>Steel reinforced</i>	NC

### Seat Depth

*12" seat depth not available with Hemi frame*

<input type="checkbox"/>	002SD5		12"	NC
<input type="checkbox"/>	002SD6		13"	NC
<input type="checkbox"/>	002SD7		14"	NC
<input type="checkbox"/>	002SD8		15"	NC
<input type="checkbox"/>	002SD9		16"	NC
<input type="checkbox"/>	002SD10		17"	NC
<input type="checkbox"/>	002SD11		18"	NC
<input type="checkbox"/>	002SD72		19"	\$75.00
<input type="checkbox"/>	002SD13	E2203	20"	\$550.00

### Seat Sling

<input type="checkbox"/>	002SL1		Standard Seat Sling	NC
<input type="checkbox"/>	002SL6		Omit Seat Sling	-\$15.00

### JAY Cushions (Optional)

*To order any JAY cushions on-chair, please see the JAY price list.*

*Cushion name or part number must be filled out with desired width and depth*

<input type="checkbox"/>	002JC20		JAY Bundled Cushion	
			Cushion Name or Part # _____	Price List
			Width: _____ Depth: _____	

### Cushion

<input type="checkbox"/>	002CU1	E0669	2" Cushion	\$120.00
--------------------------	--------	-------	------------	----------

### 3. CASTERS / SEAT HEIGHT

#### Front Seat Height

Please see matrix on Page 9 for additional information. 13.5"-14" Hemi only  
21.5"-22" not available in Hemi Frame

<input type="checkbox"/>	002SH40	13.5"	NC	<input type="checkbox"/>	002SH18	18.0"	NC
<input type="checkbox"/>	002SH41	14.0"	NC	<input type="checkbox"/>	002SH20	18.5"	NC
<input type="checkbox"/>	002SH42	14.5"	NC	<input type="checkbox"/>	002SH21	19.0"	NC
<input type="checkbox"/>	002SH12	15.0"	NC	<input type="checkbox"/>	002SH23	19.5"	NC
<input type="checkbox"/>	002SH13	15.5"	NC	<input type="checkbox"/>	002SH24	20.0"	NC
<input type="checkbox"/>	002SH14	16.0"	NC	<input type="checkbox"/>	002SH26	20.5"	NC
<input type="checkbox"/>	002SH15	16.5"	NC	<input type="checkbox"/>	002SH27	21.0"	NC
<input type="checkbox"/>	002SH16	17.0"	NC	<input type="checkbox"/>	002SH29	21.5"	NC
<input type="checkbox"/>	002SH17	17.5"	NC	<input type="checkbox"/>	002SH36	22.0"	NC

#### Caster Wheels

See matrix on page 9.

<input type="checkbox"/>	002CW1	3" Micro	NC
<input type="checkbox"/>	002CW3	4" Low Profile Polyurethane N/A w/ HD package	NC
<input type="checkbox"/>	002CW31	4" Micro Lighted	\$70.00
<input type="checkbox"/>	002CW72	4" x 1" Aluminum Polyurethane	\$110.00
<input type="checkbox"/>	002CW44	E2219 4" x 1.25" Semi Pneumatic	\$55.00
<input type="checkbox"/>	002CW64	4" x 1.5" Aluminum Soft Roll	\$185.00
<input type="checkbox"/>	002CW5	5" Low Profile Polyurethane	NC
<input type="checkbox"/>	002CW51	5" Micro Lighted	\$85.00
<input type="checkbox"/>	002CW6	E2219 5" Soft Roll (Grey) N/A w/ Frog Legs	\$90.00
<input type="checkbox"/>	002CW65	5" x 1" Aluminum Polyurethane	\$110.00
<input type="checkbox"/>	002CW7	E2219 5" x 1.5" Semi-Pneumatic	\$85.00
<input type="checkbox"/>	002CW66	5" x 1.5" Aluminum Soft Roll	\$195.00
<input type="checkbox"/>	002CW34	6" Polyurethane	NC
<input type="checkbox"/>	002CW33	E2214 E2215 6" Pneumatic	\$75.00
<input type="checkbox"/>	002CW35	E2219 6" x 1.5" Semi Pneumatic	\$85.00
<input type="checkbox"/>	002CW68	6" x 1.5" Aluminum Soft Roll	\$205.00
<input type="checkbox"/>	002CW16	7" Polyurethane	NC
<input type="checkbox"/>	002CW32	8" Polyurethane	NC
<input type="checkbox"/>	002CW21	E2214 E2215 8" Pneumatic	\$85.00
<input type="checkbox"/>	002CW39	E2219 8" x 1.5" Semi Pneumatic	\$85.00
<input type="checkbox"/>	002CW36	E2214 E2215 8" x 2" Pneumatic	\$145.00
<input type="checkbox"/>	002CW37	E2214 K0108 8" x 2" Pneumatic w/Airless Insert	\$225.00

#### Caster Housing

Integral bearing forks only available with Integral caster housing

<input type="checkbox"/>	002CP2	Standard	NC
<input type="checkbox"/>	002CP14	Integral Caster Housing N/A with caster Pin locks	\$75.00

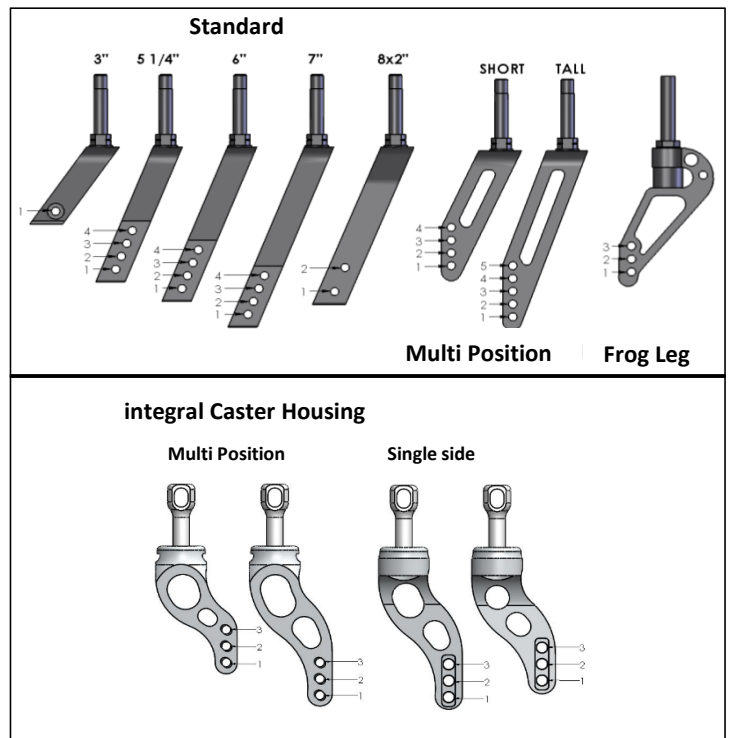
#### Caster Fork

Please see matrix on Page 9 for additional information. Frog Legs not available with Integral caster housing

<input type="checkbox"/>	002CF46	Multi Position Fork-Short	NC
<input type="checkbox"/>	002CF47	Multi Position Fork- Tall	NC
<input type="checkbox"/>	002CF62	3" Fork	NC
<input type="checkbox"/>	002CF12	5 1/4" Fork	NC
<input type="checkbox"/>	002CF17	6" Fork	NC
<input type="checkbox"/>	002CF23	7" Fork	NC
<input type="checkbox"/>	002CF29	8" x 2" Fork	NC
<input type="checkbox"/>	002CF65	Multiple Position Integral caster housing only	NC
<input type="checkbox"/>	002CF69	Multiple Position Single Sided Fork Integral caster housing only	\$170.00
<input type="checkbox"/>	002CF53	E1015 Frog Legs Suspension (0-100 lbs)	\$425.00
<input type="checkbox"/>	002CF54	E1015 Frog Legs Suspension (101-190 lbs)	\$425.00
<input type="checkbox"/>	002CF55	E1015 Frog Legs Suspension (191-265 lbs)	\$425.00

#### Caster Options

<input type="checkbox"/>	002OC1	K0073 Caster Pin Locks (N/A w/8"x2") NA w/ Xtender, Frog Legs or Transit	\$195.00
--------------------------	--------	---	----------



**4. REAR WHEELS / SEAT HEIGHT**

**Rear Seat Height**

<input type="checkbox"/>	002RH11	13.0"	NC	<input type="checkbox"/>	002RH26	17.5"	NC
<input type="checkbox"/>	002RH12	13.5"	NC	<input type="checkbox"/>	002RH20	18.0"	NC
<input type="checkbox"/>	002RH13	14.0"	NC	<input type="checkbox"/>	002RH27	18.5"	NC
<input type="checkbox"/>	002RH14	14.5"	NC	<input type="checkbox"/>	002RH21	19.0"	NC
<input type="checkbox"/>	002RH15	15.0"	NC	<input type="checkbox"/>	002RH37	19.5"	NC
<input type="checkbox"/>	002RH16	15.5"	NC	<input type="checkbox"/>	002RH22	20.0"	NC
<input type="checkbox"/>	002RH17	16.0"	NC	<input type="checkbox"/>	002RH38	20.5"	NC
<input type="checkbox"/>	002RH18	16.5"	NC	<input type="checkbox"/>	002RH23	21.0"	NC
<input type="checkbox"/>	002RH19	17.0"	NC	<input type="checkbox"/>	002RH39	21.5"	NC
				<input type="checkbox"/>	002RH40	22.0"	NC

**Axle Plate**

<input type="checkbox"/>	002AL102		Standard Adjustable (All in-one)	NC
<input type="checkbox"/>	002AL6	E0959	Amputee Adjustable N/A w/ Padded Armrest	\$175.00

**Axle**

<input type="checkbox"/>	002AX1		Quick Release Steel	NC
<input type="checkbox"/>	002AX11		Quad Quick Release 5 Spoke Mag & Mountain Wheel only	\$125.00

**One Arm Drive**

N/A w/ Xtender, 12", 21" & 22" wide, HD package, amputee axle plates, and small tray table. N/A w/ combination of Padded SA arms and Anti tips. Only available w/ 20", 22", 24" mag wheels. **Only available in 6 spoke Mags**

<input type="checkbox"/>	002AL16	E0958	One Arm Drive Adj. Axle Plate	\$850.00
	<input type="checkbox"/>	002OA1	Small Handrim (N/A w/ 20" wheels)	NC
	<input type="checkbox"/>	002OA2	Standard Handrim <input type="checkbox"/> RH position <input type="checkbox"/> LH position	NC

Select Wheel Size:  20"    22"    24"

**Xtender Power Assist**

RSH of 14.5"-20" for 22" rear wheels and RSH 15.5"-21" for 24" wheels. Front seat height must be greater than rear. N/A HD Package or Transit Option. Dual Drive mode available with B4ME. **Max weight capacity of 265 lbs**

**Xtender Power Assist**

<input type="checkbox"/>	002XT6	E0986	22" Xtender Power Assist JWX-2 <b>NICKEL</b>	\$7,995.00
<input type="checkbox"/>	002XT7	E0986	22" Xtender Power Assist JWX-2 <b>LITHIUM</b>	\$8,795.00
<input type="checkbox"/>	002XT4	E0986	24" Xtender Power Assist JWX-2 <b>NICKEL</b>	\$7,995.00
<input type="checkbox"/>	002XT5	E0986	24" Xtender Power Assist JWX-2 <b>LITHIUM</b>	\$8,795.00

Please select one of the following handrim options

<input type="checkbox"/>	002XH5		Plastic Coated	NC
<input type="checkbox"/>	002XH6		Stainless Steel	NC

**Xtender - Other Options**

<input type="checkbox"/>	002XA10		Spare NiMH Power Pack - NICKEL	\$1,395.00
<input type="checkbox"/>	002XA11		Spare Li-ion Power Pack - LITHIUM	\$1,795.00

**Xtender Wheel Options**

<input type="checkbox"/>	002XA8		SPARE 22" Lite Spoke Pneu Alum	NC
<input type="checkbox"/>	002XA9	E2211 E2213	SPARE 22" Lite Spoke Pneu Plastic	\$90.00
<input type="checkbox"/>	002XA2		SPARE 24" Lite Spoke Pneu Alum	NC
<input type="checkbox"/>	002XA4	E2211 E2213	SPARE 24" Lite Spoke Pneu Plastic	\$90.00

**Rear Wheel Type**

Not applicable w/ Xtender Power Assist Option. Ultra Lightweight Wheels only available w/ Alum Anodized Handrim. Handrims cannot be omitted on Lite Spoke Wheels. \* Omit Rear wheel will default chair configuration set up to a 24" wheel

<input type="checkbox"/>	002RW103		20" Mag Wheel 5 Spoke	NC
<input type="checkbox"/>	002RW104		22" Mag Wheel 5 Spoke	NC
<input type="checkbox"/>	002RW102		24" Mag Wheel 5 Spoke	NC
<input type="checkbox"/>	002RW90		20" Lite Spoke Wheel	\$200.00
<input type="checkbox"/>	002RW91		22" Lite Spoke Wheel	\$200.00
<input type="checkbox"/>	002RW92		24" Lite Spoke Wheel	NC
<input type="checkbox"/>	002RW93		25" Lite Spoke Wheel	NC
<input type="checkbox"/>	002RW94		26" Lite Spoke Wheel	\$80.00
<input type="checkbox"/>	002RW77		22" Ultra Lightweight Spoke Wheel	\$250.00
<input type="checkbox"/>	002RW78		24" Ultra Lightweight Spoke Wheel	\$250.00
<input type="checkbox"/>	002RW28		22" Spinergy SPOX Black	\$845.00
<input type="checkbox"/>	002RW95		24" Spinergy SPOX Black	\$845.00
<input type="checkbox"/>	002RW96		25" Spinergy SPOX Black	\$845.00
<input type="checkbox"/>	002RW97		26" Spinergy SPOX Black	\$845.00
<input type="checkbox"/>	002RW32		22" Spinergy LX Black	\$1,060.00
<input type="checkbox"/>	002RW98		24" Spinergy LX Black	\$1,060.00
<input type="checkbox"/>	002RW99		25" Spinergy LX Black	\$1,060.00
<input type="checkbox"/>	002RW40		26" Spinergy LX Black	\$1,060.00
<input type="checkbox"/>	002RW50		24" Mountain	\$250.00
<input type="checkbox"/>	002RW25		Omit Rear Wheel and Axle *	-\$55.00
<input type="checkbox"/>	002RW49		Omit Rear Wheel (Use w/24" Xtender)	NC
<input type="checkbox"/>	002RW111		Omit Rear Wheel (Use w/22" Xtender)	NC

**Rear Wheel Tire**

<input type="checkbox"/>	002RT1		Pneumatic	NC
<input type="checkbox"/>	002RT2	E2211 E2213	Pneumatic Airless Insert	\$85.00
<input type="checkbox"/>	002RT3		Full Poly	NC
<input type="checkbox"/>	002RT39	E2211 E2212	High-Pressure Clincher Black	\$95.00
<input type="checkbox"/>	002RT27	E2211 E2212	Knobby V-TRAK	\$95.00
<input type="checkbox"/>	002RT21	E2211 E2212	Schwalbe Marathon Plus Evolution	\$140.00
<input type="checkbox"/>	002RT38	E2218	SHOX Performance Poly	\$95.00
<input type="checkbox"/>	002RT12	E2211 E2212	Mountain Tire <i>Only available on 24" Mountain Rear Wheel</i>	\$95.00

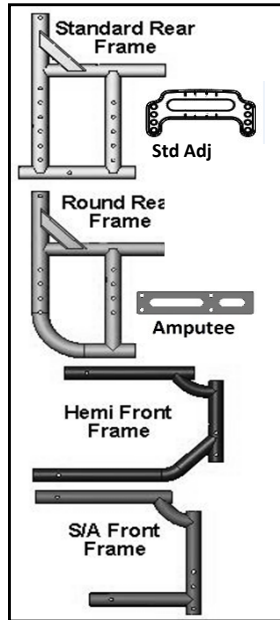
#### 4. REAR WHEELS / SEAT HEIGHT (CONT)

##### Rear Seat Height Availability Matrices

Rear tire, side frame, and axle plate selections dictate seat height availability. \*Not all combinations are possible within acceptable seat height ranges

Rear Tire	Min RSH	Max RSH
20" Pneumatic, Poly	13"	19.0"
22" Pneumatic, Poly	14.0"	20.0"
22" HP Clincher Blk	13.5"	19.5"
22" Schwalbe	13.5"	19.5"
24" Pneumatic, Poly	15"	21.0"
24" HP Clincher Blk	14.5"	20.5"
24" Knobby	15"	21.0"
24" Schwalbe	14.5"	20.5"
24" SHOX Poly	14.5"	20.5"
24" Mountain	15.0"	21.0"
25" HP Clincher Blk	15.0"	21.0"
25" Schwalbe	15.0"	21.0"
25" SHOX Poly	14.5"	20.5"
26" Pneumatic	16.0"	22.0"
26" HP Clincher Blk	15.5"	21.5"
26" Schwalbe	15.5"	21.5"

Rear Side Frame	Min RSH	Max RSH
Curved	13"	21.0"
Straight	13	22.0"
DAB	13	22.0"



Axle Plate	Min RSH	Max RSH
Std Adj (All in one)	13"	22.0"
Amputee	14"	22.0"

Wheel	5 Spoke Mag	Mag	Lite Spoke	Ultra Lt wt	Spinergy
Pneumatic	20,22,24	20,22,24	20,22,24,26		24,26
Pneumatic w/Airless Insert	20,22,24	20,22,24	20,22,24,26		24,26
Full Poly Tire	20,22,24	20,22,24	20,22,24		
High Pressure Clinch Blk			22,24,25,26	22,24	22,24,26
Knobby V-TRAK			24		24
Schwalbe Marathon			24,25,26	22,24	24,25,26
SHOX Perform. Poly	20,22,24		24,25		24,25
20" = 451 mm 22" = 501 mm 24" = 540 mm 25" = 559 26" = 590					

##### Handrim

Natural Fits available in 22", 24", and 25". Handrim selection N/A w/ Xtender. Ultra lightweight wheels only available w/ alum anodized handrim. Plastic coated limited to certain rims and sizes. Natural Fit w/ 5 spoke MAG only available in 24"

<input type="checkbox"/>	002HR1	Aluminum Anodized	NC
<input type="checkbox"/>	002HR4	Plastic Coated - N/A on every rim	\$100.00
<input type="checkbox"/>	002HR22	Natural Fit - Standard Grip	\$395.00
<input type="checkbox"/>	002HR25	Natural Fit - No Thumb Grip	\$375.00
<input type="checkbox"/>	002HR23	Natural Fit - Super Grip	\$425.00
<input type="checkbox"/>	002HR30	Natural Fit LT- Standard Grip	\$415.00
<input type="checkbox"/>	002HR31	Natural Fit LT- Super Grip	\$475.00
<input type="checkbox"/>	002HR32	Natural Fit LT - No Thumb Grip	\$375.00
<input type="checkbox"/>	002HR26	The Surge - Oval w/Gription Strip	\$385.00
<input type="checkbox"/>	002HR27	The Surge LT - Oval w/Gription Strip	\$415.00
<input type="checkbox"/>	002HR28	Q-Grip Neoprene Coated	\$325.00
<input type="checkbox"/>	002HR24	Spinergy Flex Rim Available on 24" & 25" Spinergy LX wheel	\$650.00
<input type="checkbox"/>	002HR7	Omit Handrim Option may not be available on all wheels	NC
<input type="checkbox"/>	002HR8	8 Oblique N/A w/ Xtender. Only available with 24" or 26" 6 spokeMag or Lite Spoke rims.	\$325.00

##### Camber

<input type="checkbox"/>	002C1	0°	NC
<input type="checkbox"/>	00217C1	2° (default)	NC
<input type="checkbox"/>	002C13	4°	NC

##### Center of Gravity Preset

Amputee Axle Plate will come preset at 1.0" Center of Gravity (CG), range of adjustment is -3.0" to -1.75" and 1.0" to 3.5" CG.

<input type="checkbox"/>	002CC2	1.0" (default)	NC
<input type="checkbox"/>	002CC3	1.5"	NC
<input type="checkbox"/>	002CC4	2.0"	NC
<input type="checkbox"/>	002CC5	2.5"	NC
<input type="checkbox"/>	002CC6	3.0"	NC
<input type="checkbox"/>	002CC7	3.5"	NC

##### One Arm Drive CG

<input type="checkbox"/>	002CC30	1AD Forward position	NC
<input type="checkbox"/>	002CC31	1AD Reward position	NC
<input type="checkbox"/>	002CC32	1AD Center position	NC

#### 5. WHEEL LOCKS

##### Wheel Lock

Ergo & compact N/A w/ 13"-14" frame depth or amputee axle plate. Additional No Gos may exist depending on wheel size and position

<input type="checkbox"/>	002WL46	High Mount Push	NC
<input type="checkbox"/>	002WL50	High Mount Pull	NC
<input type="checkbox"/>	002WL75	Ergo Scissor	\$110.00
<input type="checkbox"/>	002WL64	Compact	\$140.00
<input type="checkbox"/>	002WL24	Unilateral Wheel Lock Right	\$300.00
<input type="checkbox"/>	002WL23	Unilateral Wheel Lock Left	\$300.00
<input type="checkbox"/>	002WL10	Omit	NC

##### Wheel Lock Option

<input type="checkbox"/>	002WL12	Do Not Mount	NC
--------------------------	---------	--------------	----

##### Extension Handle

N/A w/ ergo scissor or compact wheel locks

<input type="checkbox"/>	002EH7	E0961 Extension Handle (Pair)	\$75.00
--------------------------	--------	-------------------------------	---------

##### Grade Aid

Only available w/ high mount push or pull to lock wheel locks on pneumatic or pneumatic w/ airless tire options

<input type="checkbox"/>	002GA1	E0974 Grade Aid	\$150.00
--------------------------	--------	-----------------	----------

**6. HANGER & FOOTREST**

**Hangers**

Front mount hangers only available w/ aluminum angle adj footplates.  
ALR/ELR Hangers N/A w/ Push To Lock wheel locks.

<input type="checkbox"/>	002H145		60° Swing In/Out Hanger	NC
<input type="checkbox"/>	002H139		70° Swing In/Out Hanger	NC
<input type="checkbox"/>	002H141		80° Swing In/Out Hanger	NC
<input type="checkbox"/>	002H154		60° Swing In/Out Hanger Hemi	NC
<input type="checkbox"/>	002H155		70° Swing In/Out Hanger Hemi	NC
<input type="checkbox"/>	002H140		70° Swing In/Out Front Mount	NC
<input type="checkbox"/>	002H142		80° Swing In/Out Front Mount	NC
<input type="checkbox"/>	002H158		90° Swing In/Out Front Mount	NC
<input type="checkbox"/>	002H159	K0053	Articulating Hanger - Ext Mount N/A w/ Platform Flip Up and Alum Angle Adj Front Mount footplates, 14"-22" width	\$370.00
<input type="checkbox"/>	002H160	E0990	Elevating Hanger - Ext Mount N/A w/ Platform Flip Up and Alum Angle Adj Front Mount footplates, 14"-22" width	\$315.00
<input type="checkbox"/>	002H161	E0990	Elevating Hanger - Front Mount Only available w/ front mount alum angle adj footplates and 14"-22" width	\$315.00
<input type="checkbox"/>	002H32		Omit Hanger & Footplate	-\$15.00

**Footplates**

Heel loop or leg strap not included, See Footplate Options Section

<input type="checkbox"/>	002F1		Composite (13"-22"w)	NC
<input type="checkbox"/>	002F271	K0040 E0951	Composite Angle Adj-(16"-22"w)	\$180.00
<input type="checkbox"/>	002F3	K0040	Alum Angle Adj - Ext Mt (12"-22"w)	\$190.00
<input type="checkbox"/>	002F8	K0040	Alum Angle Adj - Front Mt(12"-22"w)	\$190.00
<input type="checkbox"/>	002F5		Alum Footplate - Fixed (14"-22"w) Available w/ Ext Mount ELR or ALR	NC
<input type="checkbox"/>	002F48	K0040	Platform Flip Up Angle Adj (12"-22"w) N/A w/ Hemi Hangers,ELR/ALR,Front Mnt	\$190.00
<input type="checkbox"/>	002F7		Omit Footplate & Ext Tube	-\$15.00

**Footplate Options (Ext Tube & Front Mount)**

<input type="checkbox"/>	002HL1	E0951	Heel Loop	\$40.00
<input type="checkbox"/>	002HL5	K0038	Leg Strap	\$40.00

**Footrest Extension Tubes**

Required w/ extension tube mounted hangers. See leg length matrix

<input type="checkbox"/>	002E61		Short Hemi	NC
<input type="checkbox"/>	002E1		Short	NC
<input type="checkbox"/>	002E2		Medium	NC
<input type="checkbox"/>	002E5		Long	NC
<input type="checkbox"/>	002E16		High Mount N/A w/ one-arm drive option or ELR/ALR or 90° front mount. Only available w/angle adj footplates	\$75.00
<input type="checkbox"/>	002E23		2" - Front Mount Only N/A w/ 6", 7" or 8" casters with 90°hangers, or ELR's	\$55.00
<input type="checkbox"/>	002E24		4" - Front Mount Only N/A w/6", 7" or 8" casters w/ 90°hangers or ELR/ALR	\$55.00

**Lower Leg Length Setting (Extension Mount Only)**

Recommend 2" less than FSTFH. (\*)denotes frame, 9" & 9.5" Hemi Only

<input type="checkbox"/>	002LO01	9.0"(*)	NC	<input type="checkbox"/>	002LO13	15.0"	NC
<input type="checkbox"/>	002LO02	9.5"(*)	NC	<input type="checkbox"/>	002LO14	15.5"	NC
<input type="checkbox"/>	002LO03	10.0"	NC	<input type="checkbox"/>	002LO15	16.0"	NC
<input type="checkbox"/>	002LO04	10.5"	NC	<input type="checkbox"/>	002LO16	16.5"	NC
<input type="checkbox"/>	002LO05	11.0"	NC	<input type="checkbox"/>	002LO17	17.0"	NC
<input type="checkbox"/>	002LO06	11.5"	NC	<input type="checkbox"/>	002LO18	17.5"	NC
<input type="checkbox"/>	002LO07	12.0"	NC	<input type="checkbox"/>	002LO19	18.0"	NC
<input type="checkbox"/>	002LO08	12.5"	NC	<input type="checkbox"/>	002LO20	18.5"	NC
<input type="checkbox"/>	002LO09	13.0"	NC	<input type="checkbox"/>	002LO21	19.0"	NC
<input type="checkbox"/>	002LO10	13.5"	NC	<input type="checkbox"/>	002LO22	19.5"	NC
<input type="checkbox"/>	002LO11	14.0"	NC	<input type="checkbox"/>	002LO23	20.0"	NC
<input type="checkbox"/>	002LO12	14.5"	NC	<input type="checkbox"/>	002LO24	20.5"Std. Only	NC

**Z-finity Hangers/Footrest System**

(Maximum weight capacity for Z-Finity footrests is 165 lbs)

Some interference may exist in certain configurations. N/A with Heavy Duty

<input type="checkbox"/>	002H162		Z-finity Hanger	STD
--------------------------	---------	--	-----------------	-----

**Z-finity Footrest Mount**

<input type="checkbox"/>	002DI22		Direct Hanger Mt/Fixed Frame - High	NC
<input type="checkbox"/>	002DI23		Direct Hanger Mt/Fixed Frame - Low	NC
<input type="checkbox"/>	002DI24		Extension Tube Mount	NC

**Z-finity Footrest Pivot Arm**

<input type="checkbox"/>	002DI20		Short 2"	NC
<input type="checkbox"/>	002DI21		Long 3 1/4"	NC

**Z-finity Footplate**

Some interference may exist in certain configurations.

<input type="checkbox"/>	002F320	K0040	Multi Angle Adjustable (Pair) (not avail. w/8"-9" widths)	\$185.00
<input type="checkbox"/>	002F321	K0040	Angle Adjustable Platform Footboard	\$215.00
<input type="checkbox"/>	002F6		Omit Footplate	NC

**Z-finity ExtensionTube Length (When Choosing Ext. Tube Mount)**

<input type="checkbox"/>	002E62		Hemi Short	NC
<input type="checkbox"/>	002E1		Short	NC
<input type="checkbox"/>	002E2		Medium	NC
<input type="checkbox"/>	002E5		Long	NC

## 7. BACKREST / SEATING

Back Type			
<input type="checkbox"/>	002BT10	Standard	NC
<input type="checkbox"/>	002BT20	Angle Adjustable Back (3-5" Pivot)	\$185.00
<input type="checkbox"/>	002BT22	Angle Adjustable Back (5"-7" Pivot)	\$185.00
<input type="checkbox"/>	002BT6	Depth Adjustable (Required with DAB)	NC

Back Type - Build 4 Me Options			
<i>Must choose DAB Back type with B4ME options</i>			
		B4ME - Dynamic Back	\$1,095.00
	<input type="checkbox"/>	Fixed Back post	NC
<input type="checkbox"/>	002BT127	<input type="checkbox"/> Std (19") <input type="checkbox"/> Med (22") <input type="checkbox"/> Tall (25")	
		Height Adjustable Stroller handles	NC
		<input type="checkbox"/> Std (18"-23") <input type="checkbox"/> Tall (19"-26")	
<input type="checkbox"/>	002BT128	B4ME - Reclining Backrest	\$1,095.00
		<input type="checkbox"/> Med (19") <input type="checkbox"/> Tall (22")	

Back Post Options			
<i>Omit push handles N/A w/ stabilizer bar. Folding HA push handle N/A w/8 deg or Low back height.</i>			

Standard Back type options:			
<input type="checkbox"/>	002BP1	Push Handle Straight	NC
<input type="checkbox"/>	002BP3	Push Handle 8° Med or Tall only. N/A w/ Angle Adjustable Backrest	\$25.00
<input type="checkbox"/>	002BP2	Omit Push Handle Straight (N/A w/HD)	NC
<input type="checkbox"/>	002BP4	Omit Push Handle 8° (N/A w/HD) Med or Tall only	\$25.00
<input type="checkbox"/>	002PH17	Folding Push Handle with Ht. Adj. Back N/A w/Angle Adj Back & Heavy D.	\$225.00

Angle Adj Back type options:			
<input type="checkbox"/>	002BP5	Angle Adj. Straight Push Handles	NC
<input type="checkbox"/>	002BP6	Angle Adj. Omit Push Handles, N/A w/HD	NC

Back Height (Std or Angle Adjustable)			
<input type="checkbox"/>	002B1	Low (9"-12")	NC
<input type="checkbox"/>	002B5	Medium (12"-15")	NC
<input type="checkbox"/>	002B9	Tall (16"-19")	NC

Back Height Setting (Std or Angle Adjustable)							
<i>EXO upholstery not available with 21" back height</i>							
<input type="checkbox"/>	002UX4	9"	NC	<input type="checkbox"/>	002UX18	16"	NC
<input type="checkbox"/>	002UX6	10"	NC	<input type="checkbox"/>	002UX20	17"	NC
<input type="checkbox"/>	002UX8	11"	NC	<input type="checkbox"/>	002UX22	18"	NC
<input type="checkbox"/>	002UX10	12"	NC	<input type="checkbox"/>	002UX24	19"	NC
<input type="checkbox"/>	002UX12	13"	NC	<input type="checkbox"/>	002UX26	20" (*)	NC
<input type="checkbox"/>	002UX14	14"	NC	<input type="checkbox"/>	002UX28	21" (*)	NC
<input type="checkbox"/>	002UX16	15"	NC	(*)20" & 21" only w/ Ang Adj Back			

Stroller Handles (Removable Push Handles)			
<i>Only available w/ omit push handles. N/A w/ DAB, amputee axle plate, push handles, or when angle adjustable back is selected, flip-back or flip-back height adjustable armrests, and JAY backs.</i>			
<input type="checkbox"/>	002SR2	Regular Stroller Handles	\$125.00
<input type="checkbox"/>	002SR3	Tall Stroller Handles	\$125.00

Stabilizer Bar			
<i>N/A with Folding Push Handle, or with Ht. Adj. Back or DAB Stroller handles</i>			
<input type="checkbox"/>	002SZ1	Stabilizer Bar Standard with HeavyDuty Package and Recline	\$105.00

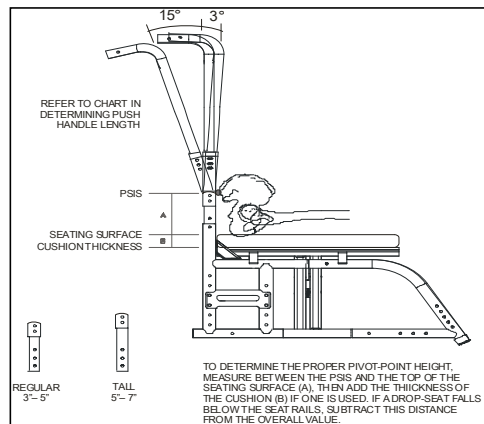
Backrest Upholstery (Standard or Angle Adjustable)			
<i>Std EXO upholstery and Tension adj binding is always black. Ballistic Nylon, 3DX &amp; EXO Tension Adj Uph N/A with Heavy Duty. Max back height 20"for EXO.</i>			
<input type="checkbox"/>	002BU1	Standard Upholstery	NC
<input type="checkbox"/>	002BU88	Standard Upholstery EXO	\$50.00
Color Binding: <input type="checkbox"/> Silver <input type="checkbox"/> Orange <input type="checkbox"/> Red <input type="checkbox"/> Blue   \$15.00			
<input type="checkbox"/>	002BU70	E2611 Backrest Tension Adjust Ballistic *Reference 186BU70 for billing	\$315.00
<input type="checkbox"/>	002BU89	E2611 Backrest Tension Adj EXO *Reference XXXBU89 for billing	\$330.00
Color Binding: <input type="checkbox"/> Silver <input type="checkbox"/> Orange <input type="checkbox"/> Red <input type="checkbox"/> Blue   \$15.00			
<input type="checkbox"/>	002BU71	E2611 Backrest Tension Adjust 3DX Vented *Reference 186BU71 for billing	\$330.00
<input type="checkbox"/>	002BU82	E2611 Jay GO Backrest N/A on Heavy Duty	\$400.00
<input type="checkbox"/>	002BU14	Omit Back Upholstery	-\$15.00

Standard Backrest Option			
<input type="checkbox"/>	002OD4	Reinforced Upholstery Only avail w/ Std Back Upholstery. Std w/HD package	\$50.00

Angle Adjustable Backrest Pivot Height			
<i>Standard push handles only. Some interference w/ Padded SA arms. N/A w/ flip-back or flip-back height adjustable armrests (classic).</i>			
<input type="checkbox"/>	002AH1	Angle Adjustable Pivot 3"	NC
<input type="checkbox"/>	002AH2	Angle Adjustable Pivot 4"	NC
<input type="checkbox"/>	002AH3	Angle Adjustable Pivot 5"	NC
<input type="checkbox"/>	002AH4	Angle Adjustable Pivot 6"	NC
<input type="checkbox"/>	002AH5	Angle Adjustable Pivot 7"	NC

Preset Angle Adjustable Backrest (-15° to +3°) (Optional)			
<input type="checkbox"/>	002BD5	Back Angle - 15°	NC
<input type="checkbox"/>	002BD4	Back Angle - 12°	NC
<input type="checkbox"/>	002BD3	Back Angle - 6°	NC
<input type="checkbox"/>	002BD2	Back Angle - 0°	NC
<input type="checkbox"/>	002BD1	Back Angle +3°	NC

Angle Adjustable Backrest Chart			
Back Tube Height	Low	Medium	Tall
Pivot Regular set at 3"	12" 13" 14"	15" 16" 17"	17" 18" 19"
Pivot Regular set at 4"	13" 14" 15"	16" 17" 18"	18" 19" 20"
Pivot Regular set at 5"	14" 15" 16"	17" 18" 19"	19" 20" 21"
Pivot Tall set at 5"	14" 15" 16"	17" 18" 19"	19" 20" 21"
Pivot Tall set at 6"	15" 16" 17"	18" 19" 20"	N/A
Pivot Tall set at 7"	16" 17" 18"	19" 20" 21"	N/A
Adjustable Pivot Point Measurement from Seat Sling			
If back height option is not chosen, middle option will be present			



**7. BACKREST / SEATING (cont)**

**DAB Back Height**

<input type="checkbox"/>	002B66	Depth Adjustable 12"	NC
<input type="checkbox"/>	002B67	Depth Adjustable 14"	NC
<input type="checkbox"/>	002B68	Depth Adjustable 16"	NC
<input type="checkbox"/>	002B69	Depth Adjustable 18"	NC
<input type="checkbox"/>	002B70	Depth Adjustable 20"	NC

**DAB Back Post Options**

*Diagram of DAB in Appendix on page 9. SA Stroller Handle height range is 21.25"-28.5"*

<input type="checkbox"/>	002BP33	DAB - Swing Away Stroller Handles	\$100.00
<input type="checkbox"/>	002BP27	DAB - Post Standard (19")	NC
<input type="checkbox"/>	002BP28	DAB - Post Medium (22")	NC
<input type="checkbox"/>	002BP29	DAB - Post Tall (25")	NC

**DAB Backrest options**

<input type="checkbox"/>	002BU28	Omit DAB Solid Back and Hardware	NC
<input type="checkbox"/>	002BU29	Omit DAB Solid Back Include Hardware	\$80.00
<input type="checkbox"/>	002BU23	Depth Adjustable Solid Back	\$195.00

**Military Service Patches (Optional)**

*N/A with standard Upholstery*

<input type="checkbox"/>	002VU2	Army Patch	\$90.00
<input type="checkbox"/>	002VU4	Air Force Patch	\$90.00
<input type="checkbox"/>	002VU12	Coast Guard Patch	\$90.00
<input type="checkbox"/>	002VU1	Marines Patch	\$90.00
<input type="checkbox"/>	002VU3	Navy Patch	\$90.00
<input type="checkbox"/>	002VU5	Purple Heart Patch	\$90.00
<input type="checkbox"/>	002VU9	Purple Heart with Army Patch	\$145.00
<input type="checkbox"/>	002VU11	Purple Heart with Air Force Patch	\$145.00
<input type="checkbox"/>	002VU13	Purple Heart with Coast Guard Patch	\$145.00
<input type="checkbox"/>	002VU8	Purple Heart with Marines Patch	\$145.00
<input type="checkbox"/>	002VU10	Purple Heart with Navy Patch	\$145.00

**JAY Back (Optional)**

<input type="checkbox"/>	002JB01	J3 Back (See J3 Order Form)	Price List
--------------------------	---------	-----------------------------	------------

**8. ARMREST / SIDE GUARDS**

**Padded Swing Away**

*N/A w/ DAB, Amputee axle. Some limitations may exist with integral push handles, some RSTFHs and wheel sizes. \*\*Now available w/Transit.*

<input type="checkbox"/>	002AA18	E0973 Padded Swing-Away STD (9" to 13")	\$225.00
		Setting <input type="checkbox"/> 9" <input type="checkbox"/> 10" <input type="checkbox"/> 11" <input type="checkbox"/> 12" <input type="checkbox"/> 13"	

**Flip Back**

*N/A w/ DAB, Xtender, 12" - 14" frame depth, amputee axle, Classic Style armpad in highest/lowest axle RSH on rounded rear frame, or angle adjustable back.4 Point (FS) J3 mounting bracket will cause interference with Flip Back Height Adj armrest*

<input type="checkbox"/>	002AA6	E0973 Flip Back Height Adj (Classic 8.5"-13.5")	\$315.00
<input type="checkbox"/>	002AA5	Flip Back (incl. Desk Length Pad)	NC
<input type="checkbox"/>	002AA65	E0973 Flip Back Height Adj (LITE 8.5"-13.5")	\$315.00

**Flip Up (For use with Depth Adjustable Back)**

*Requires an Armpad or Foam from the Arm Pad section below*

<input type="checkbox"/>	002AA7	E0973 Length Adjustable Locking Flip-up	\$275.00
<input type="checkbox"/>	002AA1	E0973 Adj. Locking Flip-up (Std. w/ foam)	\$265.00

**Height Adjustable**

<input type="checkbox"/>	002AA11	E0973 Single Post Hgt. Adj. Std (8.5"-13.5")	\$285.00
<input type="checkbox"/>	002AA29	E0973 Single Post Hgt. Adj. Low (7"-11")	\$285.00

**Omit Armrest**

<input type="checkbox"/>	002AA14	Omit Armrest	NC
--------------------------	---------	--------------	----

**Armpad for Height Adjustable**

*Ergo armpad only available with Single post Height adj & Flip back armrest  
Ergo not available with Classic Flip Back armrest*

<input type="checkbox"/>	002AM23	Desk Length - Classic (10")	NC
<input type="checkbox"/>	002AM24	Full Length - Classic (14")	NC
<input type="checkbox"/>	002AM9	Armpad Foam - Short (Flip Up armrests)	NC
<input type="checkbox"/>	002AM10	Armpad Foam - Long (Flip Up armrests)	NC
<input type="checkbox"/>	002AM27	Ergo Pad (9.5"-13.5")	NC

**Side Guard**

*Plastic side guards N/A w/ height adj. arms. Side guard interference w/ Padded SA arms at some heights may exist.*

<input type="checkbox"/>	002SG33	K0108 Plastic Standard (8.5" High)	\$145.00
<input type="checkbox"/>	002SG29	K0108 Plastic Low (6.5" High)	\$145.00

**9. KEY OPTIONS & ACCESSORIES**

**Anti-Tip**

<input type="checkbox"/>	002AT1	E0971 Rear Anti-Tip (NC w/ Xtender)	\$150.00
--------------------------	--------	-------------------------------------	----------

**Backpack**

<input type="checkbox"/>	002A1	Quickie Backpack Black	\$75.00
<input type="checkbox"/>	002A2	Quickie Kids Backpack Black	\$60.00

**Seat Pouch**

<input type="checkbox"/>	0021A01	Seat Pouch Black /Charcoal	\$50.00
--------------------------	---------	----------------------------	---------

**JAY Positioning**

<input type="checkbox"/>	002K1	E1020 JAY Lower Extremity S/A support	\$395.00
		<input type="checkbox"/> Left <input type="checkbox"/> Right Position	
<input type="checkbox"/>	002K2	Omit Hanger	-\$10.00
		<input type="checkbox"/> Left <input type="checkbox"/> Right	
<input type="checkbox"/>	002K7	Pad Size	NC
		<input type="checkbox"/> 6" x 8" <input type="checkbox"/> 8" x 10"	

**Additional Cover & Pack Accessories**

<input type="checkbox"/>	0028A02	Gel Cover Hanger/Frame	\$110.00
<input type="checkbox"/>	0028A01	Gel Cover Swing Away Arm	\$110.00

**Positioning Belts**

<input type="checkbox"/>	002A141	E0978 Belt 1.5" Auto Buckle w/Clamps	\$70.00
<input type="checkbox"/>	002A117	E0978 Belt 2" Aircraft Buckle w/Clamps	\$110.00
<input type="checkbox"/>	002A118	E0978 Belt 2" Aircraft Buckle Pad w/Clamp	\$120.00
<input type="checkbox"/>	002A120	Positioning Belt Slide Clamps	\$50.00

**Spoke Guards**

*Only available w/Mountain, and Lite Spoke wheels,  
Not available with 5 spoke MAG wheels or Projection handrims*

<input type="checkbox"/>	0024A02	K0065 Quickie Clear Spoke Guards	\$115.00
<input type="checkbox"/>	0024A01	K0065 Quickie Black Spoke Guards	\$115.00

**9. KEY OPTIONS & ACCESSORIES (cont)**

Tray Tables				
<input type="checkbox"/>	002A30	E0950	Small (13"-14"W)	\$255.00
<input type="checkbox"/>	002A31	E0950	Medium (15"-17"W)	\$255.00
<input type="checkbox"/>	002A32	E0950	Large (18"-20"W)	\$255.00
<input type="checkbox"/>	002A33	E0950	X-Large (21"-22"W)	\$255.00

Miscellaneous				
<i>O2 holder N/A with Xtender or 12" - 13" frame width. Crutch holder N/A with EXO Tension Adj upholstery and Omit push handle</i>				
<input type="checkbox"/>	0028A03		Caddy (N/A w/ front mount hangers)	\$50.00
<input type="checkbox"/>	002A2100	E2207	Crutch Holder	\$195.00
<input type="checkbox"/>	002LS14	K0038	Extra Leg Strap Black	\$35.00
<input type="checkbox"/>	002IG2		Impact Guard Neoprene	\$90.00
<input type="checkbox"/>	002A73	K0105	IV Holder	\$275.00
<input type="checkbox"/>	002A145	E2208	O2 Holder	\$310.00
<input type="checkbox"/>	0028A21		Tool Kit	\$45.00

**10. COLOR**

Standard Frame Colors				
<input type="checkbox"/>	002C140		Aztec Gold	NC
<input type="checkbox"/>	002C2		Black (Not avail as base w/Zebra)	NC
<input type="checkbox"/>	002C141		Black Cherry	NC
<input type="checkbox"/>	002C10		Black Opal	NC
<input type="checkbox"/>	002C38		Blue Opal	NC
<input type="checkbox"/>	002C36		Candy Blue	NC
<input type="checkbox"/>	002C14		Candy Purple	NC
<input type="checkbox"/>	002C35		Candy Red	NC
<input type="checkbox"/>	002C142		Electric Blue	NC
<input type="checkbox"/>	002C143		Evergreen	NC
<input type="checkbox"/>	002C126		Glow	NC
<input type="checkbox"/>	002C144		Green Apple	NC
<input type="checkbox"/>	002C147		Hot Sparkle Pink	NC
<input type="checkbox"/>	002C148		Mauve Pink	NC
<input type="checkbox"/>	002C103		Rootbeer	NC
<input type="checkbox"/>	002C114		Sparkle Silver	NC
<input type="checkbox"/>	002C145		Sunrise Orange	NC
<input type="checkbox"/>	002C113		Titanium Color Paint	NC
<input type="checkbox"/>	002C8		Yellow	NC

Matte Frame Colors				
<input type="checkbox"/>	002C116		Matte Black	NC
<input type="checkbox"/>	002C151		Matte Black Cherry	NC
<input type="checkbox"/>	002C150		Matte Electric Blue	NC
<input type="checkbox"/>	002C149		Matte Evergreen	NC
<input type="checkbox"/>	002C152		Matte Purple	NC

Custom Frame Color				
<input type="checkbox"/>	002C112		Desert Camouflage	\$395.00
<input type="checkbox"/>	002C43		Mossy Oak Camouflage	\$395.00
<input type="checkbox"/>	002C42		Stars & Stripes	\$395.00
<input type="checkbox"/>	002C108		Zebra (Choose above base color) Std with White unless above base paint is chosen N/A w/ Black	\$395.00

**Additional Options Through Built for Me**

To inquire about any unique customization for Quickie products, contact: Phone: (800) 333 - 4000, Fax: (800) 333 9011



**Commonly Requested Options Include:**

- ✓ Up to 24" wide
- ✓ Custom Anodizing
- ✓ Dual Mount Wheel Locks - Attendant Foot Lock
- ✓ Hub Wheel Locks on Mag or Spoke Wheels
- ✓ Colored handrims

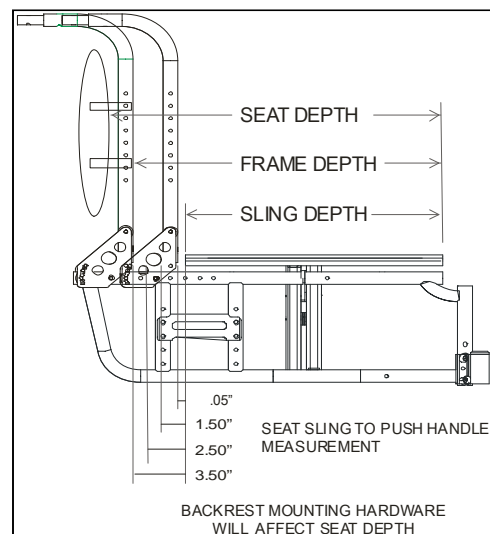


**11. APPENDIX**

**Frame Depth matrix**

		Seat Depth								
		12"	13"	14"	15"	16"	17"	18"	19"	20"
Frame Depth	13"	S	S							
	14"	S	S	S						
	15"	S	S	S	S					
	16"		S	S	S	S				
	17"			S	S	S	S			
	18"				S	S	S	S		
	19"					S	S	S	S	
	20"						S	S	S	S

**Depth Adjustable Back Frame**



"S" = Standard Frame Style

"H" = Hemi Frame Style

\* Only (4) Frame Depths avail. on Hemi Style Frame



**Lower Leg Length Matrix**

2" & 4" extensions for front mount hangers shipped separate, not mounted. Front seat height must be at least 2" taller than lower leg length on all swing in/out hangers. Front seat height must be at least 2" taller than maximum lower leg length on all front mount hangers. All values shown apply to Standard frame style, subtract 1.5" to get Hemi equivalent. More than 2" will require on field adjustment.

Hanger	Extension	Seat Sling to Top of Footrest in inches		Min Allowable FSH
		Min	Max	
60° Hemi Swing In/Out	Short Hemi	10	13	14
	Short	-	-	-
	Med	12.5	15.5	15.5
	Long	14.5	17.5	17.5
70° Hemi Swing In/Out	Short Hemi	11	14	14
	Short	-	-	-
	Med	13.5	16.5	16
	Long	15.5	18.5	18
60° Swing In/Out	Short	11.5	15	15
	Med	11.5	17	15
	Long	14	18.5	17
70° Swing In/Out	Short	12	16.5	15
	Med	12.5	18.5	15.5
	Long	14.5	20.5	17.5
80° Swing In/Out	Short	13.5	17	15.5
	Med	13.5	19	15.5
	Long	15.5	20.5	17.5
60° Swing In/Out w/Platform Flip Up	Short	11.5	14.5	14
	Long	14	18.5	16
70° Swing In/Out w/Platform Flip Up	Short	13	15.5	15
	Long	15.5	20	17.5
80° Swing In/Out w/Platform Flip Up	Short	13.5	14.5	15.5
	Long	15	19	17
70° Front Mount	No Ext	6	11.5	14
	2"	6	14	16
	4"	6	16	18
80° Front Mount	No Ext	6	12	14
	2"	6	14.5	16.5
	4"	6	16.5	18.5
90° Front Mount	No Ext	5.5	11.5	14
ALR	Short	15	16.5	17
	Med	15	18.5	17
	Long	16.5	20.5	18.5
ELR Ext. Mount	Short	12	16.5	15.5
	Med	12	18.5	15.5
	Long	13.5	20.5	17
ELR Front Mount	No Ext	5.5	9.5	13

**Backrest Height Matrix**

Back Type	Ang-Adj Pivot Ht Setting	Push Handles	Backrest Height	Avail. Ht. Range
Standard - (Fixed)	N/A	Integral	Low	9"-12"
			Medium	12"-15"
			Tall	16"-19"
		Omit	Low	9"-12"
			Medium	12"-15"
			Tall	16"-19"
Angle Adjustable (3"-5" Pivot)	3"	Integral	Low	12"-14"
			Medium	15"-17"
			Tall	17"-19"
	4"	Integral	Low	13"-15"
			Medium	16"-18"
			Tall	18"-20"
	5"	Integral	Low	14"-16"
			Medium	17"-19"
			Tall	19"-20"
	3"	Omit	Low	12"-14"
			Medium	15"-17"
			Tall	17"-19"
	4"	Omit	Low	13"-15"
			Medium	16"-18"
			Tall	18"-20"
	5"	Omit	Low	14"-16"
			Medium	17"-19"
			Tall	19"-20"
Angle Adjustable (5"-7" Pivot)	5"	Integral	Low	14"-16"
			Medium	17"-19"
	6"	Integral	Low	15"-17"
			Medium	18"-20"
	7"	Integral	Low	16"-18"
			Medium	18"-20"
	5"	Omit	Low	14"-16"
			Medium	17"-19"
	6"	Omit	Low	15"-17"
			Medium	18"-20"
	7"	Omit	Low	16"-18"
			Medium	18"-20"
Folding Push Handle - (Stroller Handle w/ Knuckle)	N/A	N/A	Low	9"-12"
			Medium	12"-15"
			Tall	16"-19"

**Quickie 2 Seat To Floor Height Matrix - Standard Frame** \*Hemi options will result in a reduction of approx 2 1/2"  
 \* Values Given are Estimates. Actual seat to floor height may vary based on seat depth and front seat to floor height selection.

All 3" Casters						
Fork Size	Stem Size	Bolt Position				
		5	4	3	2	1
Multi Position Short	Std	-	-	-	16.5	17.0
	1/2"	-	-	-	17.0	17.5
	1"	-	-	-	17.5	18.0
Multi Position Tall	1 1/2"	-	-	-	18.0	18.5
	Std	-	-	-	18.5	19.0
	1/2"	-	-	-	19.0	19.5
3"	1"	-	-	-	19.5	20.0
	1 1/2"	-	-	-	20.0	20.5
	Std	-	-	-	15.0	15.0
5 1/4"	1/2"	-	-	-	15.5	16.0
	1"	-	-	-	16.0	16.5
	1 1/2"	-	-	-	16.5	17.0
6"	Std	-	-	-	18.0	18.0
	1/2"	-	-	-	18.5	18.5
	1"	-	-	-	19.0	19.0
7"	1 1/2"	-	-	-	19.5	19.5
	Std	-	-	-	19.0	19.0
	1/2"	-	-	-	19.5	19.5
8" x 2"	1"	-	-	-	19.0	19.0
	1 1/2"	-	-	-	19.5	19.5
	Std	-	-	-	-	-
Frog Legs	Std	-	-	-	16.5	17.0
Integral Multi Pos Forks (Low)	1/2"	-	-	-	16.0	16.5
Integral Multi Pos Forks (Std)	1"	-	-	-	16.5	17.0

All 4" Casters						
Fork Size	Stem Size	Bolt Position				
		5	4	3	2	1
Multi Position Short	Std	-	-	-	16.5	17.0
	1/2"	-	-	-	17.0	17.5
	1"	-	-	-	17.5	18.0
Multi Position Tall	1 1/2"	-	-	-	18.0	18.5
	Std	-	-	-	18.5	19.0
	1/2"	-	-	-	19.0	19.5
3"	1"	-	-	-	19.5	20.0
	1 1/2"	-	-	-	20.0	20.5
	Std	-	-	-	18.0	18.0
5 1/4"	1/2"	-	-	-	17.0	17.5
	1"	-	-	-	17.5	18.0
	1 1/2"	-	-	-	18.0	18.5
6"	Std	-	-	-	17.5	18.0
	1/2"	-	-	-	18.0	18.5
	1"	-	-	-	18.5	19.0
7"	1 1/2"	-	-	-	19.0	19.5
	Std	-	-	-	18.5	19.0
	1/2"	-	-	-	19.0	19.5
8" x 2"	1"	-	-	-	19.0	19.5
	1 1/2"	-	-	-	19.5	20.0
	Std	-	-	-	-	-
Frog Legs	Std	-	-	-	16.5	17.0
Integral Multi Pos Forks (Low)	1/2"	-	-	-	16.0	16.5
Integral Multi Pos Forks (Std)	1"	-	-	-	16.5	17.0

All 5" Casters						
Fork Size	Stem Size	Bolt Position				
		5	4	3	2	1
Multi Position Short	Std	-	-	-	16.5	17.0
	1/2"	-	-	-	17.0	17.5
	1"	-	-	-	17.5	18.0
Multi Position Tall	1 1/2"	-	-	-	18.0	18.5
	Std	-	-	-	18.5	19.0
	1/2"	-	-	-	19.0	19.5
3"	1"	-	-	-	19.5	20.0
	1 1/2"	-	-	-	20.0	20.5
	Std	-	-	-	18.5	19.0
5 1/4"	1/2"	-	-	-	17.5	18.0
	1"	-	-	-	18.0	18.5
	1 1/2"	-	-	-	18.5	19.0
6"	Std	-	-	-	18.0	18.5
	1/2"	-	-	-	18.5	19.0
	1"	-	-	-	19.0	19.5
7"	1 1/2"	-	-	-	19.0	19.5
	Std	-	-	-	19.0	19.0
	1/2"	-	-	-	19.5	20.0
8" x 2"	1"	-	-	-	19.0	19.5
	1 1/2"	-	-	-	20.0	20.5
	Std	-	-	-	-	-
Frog Legs	Std	-	-	-	17.5	18.0
Integral Multi Pos Forks (Low)	1/2"	-	-	-	17.0	17.5
Integral Multi Pos Forks (Std)	1"	-	-	-	17.5	18.0

All 6" Casters						
Fork Size	Stem Size	Bolt Position				
		5	4	3	2	1
Multi Position Short	Std	-	-	-	17.5	18.0
	1/2"	-	-	-	18.0	18.5
	1"	-	-	-	18.5	19.0
Multi Position Tall	1 1/2"	-	-	-	19.0	19.5
	Std	18.5	19.0	19.5	20.0	20.5
	1/2"	-	-	-	20.5	21.0
3"	1"	-	-	-	21.0	21.5
	1 1/2"	-	-	-	21.5	22.0
	Std	-	-	-	-	-
5 1/4"	1/2"	-	-	-	18.0	18.5
	1"	-	-	-	18.5	19.0
	1 1/2"	-	-	-	19.0	19.5
6"	Std	-	18.0	18.5	19.0	19.5
	1/2"	-	-	-	19.5	20.0
	1"	-	-	-	20.0	20.5
7"	1 1/2"	-	-	-	20.5	21.0
	Std	-	19.0	19.5	20.0	20.5
	1/2"	-	-	-	20.5	21.0
8" x 2"	1"	-	-	-	21.0	21.5
	1 1/2"	-	-	-	21.5	22.0
	Std	-	-	-	-	-
Frog Legs	Std	-	-	-	18.5	19.0
Integral Multi Pos Forks (Low)	1/2"	-	-	-	18.0	18.5
Integral Multi Pos Forks (Std)	1"	-	-	-	18.5	19.0

All 7" Casters						
Fork Size	Stem Size	Bolt Position				
		5	4	3	2	1
Multi Position Short	Std	-	-	-	-	19.0
	1/2"	-	-	-	-	19.5
	1"	-	-	-	-	20.0
Multi Position Tall	1 1/2"	-	-	-	-	20.5
	Std	19.0	19.5	20.0	20.5	21.0
	1/2"	-	-	-	21.0	21.5
3"	1"	-	-	-	21.5	22.0
	1 1/2"	-	-	-	22.0	-
	Std	-	-	-	-	-
5 1/4"	1/2"	-	-	-	19.0	19.5
	1"	-	-	-	19.5	20.0
	1 1/2"	-	-	-	20.0	20.5
6"	Std	-	-	19.0	19.5	20.0
	1/2"	-	-	-	20.0	20.5
	1"	-	-	-	20.5	21.0
7"	1 1/2"	-	-	-	21.0	21.5
	Std	-	19.5	20.0	20.5	21.0
	1/2"	-	-	-	21.0	21.5
8" x 2"	1"	-	-	-	21.5	22.0
	1 1/2"	-	-	-	22.0	-
	Std	-	-	-	-	-
Frog Legs	Std	-	-	-	-	-
Integral Multi Pos Forks (Low)	1/2"	-	-	-	-	-
Integral Multi Pos Forks (Std)	1"	-	-	-	-	-

All 8" x 1.5" Casters						
Fork Size	Stem Size	Bolt Position				
		5	4	3	2	1
Multi Position Short	Std	-	-	-	-	-
	1/2"	-	-	-	-	-
	1"	-	-	-	-	-
Multi Position Tall	1 1/2"	-	-	-	-	-
	Std	-	-	-	-	-
	1/2"	-	-	-	-	-
3"	1"	-	-	-	-	-
	1 1/2"	-	-	-	-	-
	Std	-	-	-	-	-
5 1/4"	1/2"	-	-	-	19.0	19.5
	1"	-	-	-	-	20.0
	1 1/2"	-	-	-	-	21.0
6"	Std	-	-	19.5	20.0	20.5
	1/2"	-	-	-	20.5	21.0
	1"	-	-	-	21.0	21.5
7"	1 1/2"	-	-	-	21.5	22.0
	Std	-	20.0	20.5	21.0	21.5
	1/2"	-	-	-	22.0	-
8" x 2"	1"	-	-	-	-	-
	1 1/2"	-	-	-	-	-
	Std	-	-	-	-	-
Frog Legs	Std	-	-	-	-	-
Integral Multi Pos Forks (Low)	1/2"	-	-	-	-	-
Integral Multi Pos Forks (Std)	1"	-	-	-	-	-

11. APPENDIX

**Quickie 2 Seat To Floor Height Matrix - Standard Frame** \*Hemi options will result in a reduction of approx 2 1/2"

\* Values Given are Estimates. Actual seat to floor height may vary based on seat depth and front seat to floor height selection.

All 8" x 2" Casters						All Other 8" Casters							
Fork Size	Stem Size	Bolt Position					Fork Size	Stem Size	Bolt Position				
		5	4	3	2	1			5	4	3	2	1
Multi Position Short	Std	-	-	-	-	-	Multi Position Short	Std	-	-	-	-	-
	1/2"	-	-	-	-	-		1/2"	-	-	-	-	-
	1"	-	-	-	-	-		1"	-	-	-	-	-
Multi Position Tall	Std	-	-	-	-	-	Multi Position Tall	Std	19.5	20.0	20.5	21.0	21.5
	1/2"	-	-	-	-	-		1/2"	-	-	-	22.0	22.0
	1"	-	-	-	-	-		1"	-	-	-	-	-
3"	Std	-	-	-	-	-	3"	Std	-	-	-	-	-
	1/2"	-	-	-	-	-		1/2"	-	-	-	-	-
	1"	-	-	-	-	-		1"	-	-	-	-	-
5 1/4"	Std	-	-	-	-	-	5 1/4"	Std	-	-	-	-	20.0
	1/2"	-	-	-	-	-		1/2"	-	-	-	-	20.5
	1"	-	-	-	-	-		1"	-	-	-	-	21.0
6"	Std	-	-	-	-	-	6"	Std	-	-	-	20.0	20.5
	1/2"	-	-	-	-	-		1/2"	-	-	-	20.5	21.0
	1"	-	-	-	-	-		1"	-	-	-	21.0	21.5
7"	Std	-	-	-	-	-	7"	Std	-	20.0	20.5	21.0	21.5
	1/2"	-	-	-	-	-		1/2"	-	-	-	21.5	22.0
	1"	-	-	-	-	-		1"	-	-	-	22.0	-
8" x 2"	Std	-	-	-	20.0	20.5	8" x 2"	Std	-	-	-	-	-
	1/2"	-	-	-	20.5	21.0		1/2"	-	-	-	-	-
	1"	-	-	-	21.0	21.5		1"	-	-	-	-	-
Frog Legs	Std	-	-	-	-	-	Frog Legs	Std	-	-	-	-	-
	1 1/2"	-	-	-	-	-		1 1/2"	-	-	-	-	-
Integral Multi Pos Forks (Low)	Std	-	-	-	-	-	Integral Multi Pos Forks (Low)	Std	-	-	-	-	-
	1/2"	-	-	-	-	-		1/2"	-	-	-	-	-
	1"	-	-	-	-	-		1"	-	-	-	-	-
Integral Multi Pos Forks (Std)	Std	-	-	-	-	-	Integral Multi Pos Forks (Std)	Std	-	-	-	-	-
	1"	-	-	-	-	-		1"	-	-	-	-	-



Sunrise Medical (US) LLC  
 2842 Business Park Ave. · Fresno, CA 93727 · USA