



Quickie 2 Lite

January 2020

EIQ2X

Mark For:

Date: _____
 Dealer Acct #: _____
 Dealer: _____
 Dealer Contact: _____
 Dealer Address: _____
 Dealer City: _____ ST: _____ ZIP: _____
 Dealer Phone: () _____ Fax: () _____
 Confirmation Email: _____
 Confirm Via: Fax Email

Submitting for:

Quote Order

PO#: _____

ADDITIONAL SHIPPING INFORMATION

Ship To: _____
 Attention: _____
 Address: _____
 Address: _____
 Ship To City: _____ ST: _____ ZIP: _____
 Ship To Phone: () _____ Fax: () _____

The **HCPCS CODES** herein are based on PDAC verification or interpretation of Medicare definitions and guidelines. Non-Medicare payers may accept alternative **HCPCS CODES**, including misc. codes to ensure access for their enrollees. The use of **HCPCS CODES** does not ensure coverage or payment.

✓	Option #	HCPCS	Definition	Price	✓	Option #	HCPCS	Definition	Price
---	----------	-------	------------	-------	---	----------	-------	------------	-------

1. FRAME

Base model

E1236 coding still applies for EIQ2X with sizes 14" or less.

<input type="checkbox"/>	002WM58	K0005	Quickie 2 Lite QLT	\$2,140.00
--------------------------	---------	-------	--------------------	------------

Transit Option

<input type="checkbox"/>	002TO49	K0108	Transit System WC19	\$350.00
--------------------------	---------	-------	---------------------	----------

Frame Style (265 lbs. Weight Capacity)

See figure 1. Measure from front frame to floor

<input type="checkbox"/>	002FS31		Swing Away Frame	NC
<input type="checkbox"/>	002FS32		Fixed Front 70 ^o	NC
<input type="checkbox"/>	002FS33		Fixed Front 80 ^o	NC

Frame Inset (Fixed Front Only)

See **FIGURE 2** Frame inset is the distance from the outside of the seat tube to the outside of the footrest. Footrest width = frame width minus 2.

<input type="checkbox"/>	002FF1		0"	NC
<input type="checkbox"/>	002FF2		1" N/A for 14" and 15" Wide using composite angle adj footrest	NC

2. SIZE / SEATING

Frame Width

See **FIGURE 2** Measured from outside of seat tube to the outside of opposite seat tube.

<input type="checkbox"/>	002W5		14"	NC
<input type="checkbox"/>	002W6		15"	NC
<input type="checkbox"/>	002W7		16"	NC
<input type="checkbox"/>	002W8		17"	NC
<input type="checkbox"/>	002W9		18"	NC
<input type="checkbox"/>	002W10		19"	NC
<input type="checkbox"/>	002W11	E2201	20"	\$500.00

Seat Depth

See **FIGURE 1** and **Seat Squeeze Matrix** Measured from back canes to front edge of upholstery.

<input type="checkbox"/>	002SD7		14" Front of seat sling 2" behind front edge of frame.	NC
<input type="checkbox"/>	002SD8		15"	NC
<input type="checkbox"/>	002SD9		16"	NC
<input type="checkbox"/>	002SD10		17"	NC
<input type="checkbox"/>	002SD11		18"	NC
<input type="checkbox"/>	002SD72		19"	\$75.00
<input type="checkbox"/>	002SD13	E2203	20"	\$550.00

Frame Depth

If growth is desired Seat Depth (*) may be ordered up to 2" smaller on swing away frames and up to 3" on fixed front frames. Please refer to matrix in page 8 of Appendix regarding frame Depth Vs seat Depth.

<input type="checkbox"/>	002FD5		14"	NC
<input type="checkbox"/>	002FD6		15"	NC
<input type="checkbox"/>	002FD7		16" (*)	NC
<input type="checkbox"/>	002FD8		17" (*)	NC
<input type="checkbox"/>	002FD9		18" (*)	NC
<input type="checkbox"/>	002FD10		19" (*)	NC
<input type="checkbox"/>	002FD36		20" (*)	NC

Seat Sling

<input type="checkbox"/>	002SL1		Standard Seat Sling	NC
<input type="checkbox"/>	002SL6		Omit Seat Sling	-\$15.00

JAY Cushions (Optional)

To order any JAY cushions on-chair, please see the JAY price list.

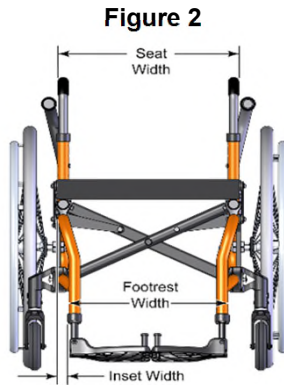
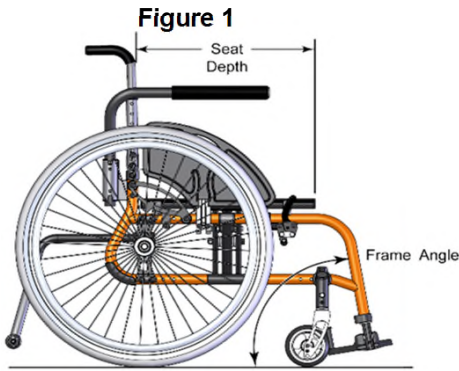
Cushion name or part number must be filled out with desired width and depth

<input type="checkbox"/>	002JC20	JAY Bundled Cushion		Price List
		Cushion Name or Part #		
		Width: _____	Depth: _____	

Cushion

<input type="checkbox"/>	002CU1	K0669	2" Cushion	\$150.00
--------------------------	--------	-------	------------	----------

2. SIZE / SEATING (CONT)



Seat Squeeze Matrix	
Seat Depth	Max Seat Squeeze
14"-15"	2.0"
16"-19"	2.5"
20"	3.0"

3. CASTERS / SEAT HEIGHT

Front Seat Height

20" Max height for Fixed front. 20.5"-21" Only available in Swing Away

<input type="checkbox"/> 002SH42	14.5"	NC	<input type="checkbox"/> 002SH18	18.0"	NC
<input type="checkbox"/> 002SH12	15.0"	NC	<input type="checkbox"/> 002SH20	18.5"	NC
<input type="checkbox"/> 002SH13	15.5"	NC	<input type="checkbox"/> 002SH21	19.0"	NC
<input type="checkbox"/> 002SH14	16.0"	NC	<input type="checkbox"/> 002SH23	19.5"	NC
<input type="checkbox"/> 002SH15	16.5"	NC	<input type="checkbox"/> 002SH24	20.0"	NC
<input type="checkbox"/> 002SH16	17.0"	NC	<input type="checkbox"/> 002SH26	20.5"	NC
<input type="checkbox"/> 002SH17	17.5"	NC	<input type="checkbox"/> 002SH27	21.0"	NC

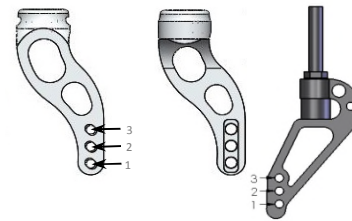
Caster Fork

<input type="checkbox"/> 002CF65		Multiple Position	NC
<input type="checkbox"/> 002CF69		Multiple Position Single Sided Fork	\$170.00
<input type="checkbox"/> 002CF53	E1015	Frog Legs Suspension (0-100 lbs)	\$435.00
<input type="checkbox"/> 002CF54	E1015	Frog Legs Suspension (101-190 lbs)	\$435.00
<input type="checkbox"/> 002CF55	E1015	Frog Legs Suspension (191-265 lbs)	\$435.00

Caster Wheels

<input type="checkbox"/> 002CW1		3" Micro	NC
<input type="checkbox"/> 002CW3		4" Low Profile Polyurethane	NC
<input type="checkbox"/> 002CW31		4" Micro Lighted	\$70.00
<input type="checkbox"/> 002CW72		4" x 1" Aluminum Polyurethane	\$110.00
<input type="checkbox"/> 002CW44	E2219	4" x 1.25" Semi Pneumatic	\$55.00
<input type="checkbox"/> 002CW64		4" x 1.5" Aluminum Soft Roll	\$185.00
<input type="checkbox"/> 002CW5		5" Low Profile Polyurethane	NC
<input type="checkbox"/> 002CW51		5" Micro Lighted	\$85.00
<input type="checkbox"/> 002CW6	E2219	5" Soft Roll (Grey) N/A w/ Frog Legs	\$90.00
<input type="checkbox"/> 002CW65		5" x 1" Aluminum Polyurethane	\$110.00
<input type="checkbox"/> 002CW7	E2219	5" x 1.5" Semi-Pneumatic	\$85.00
<input type="checkbox"/> 002CW66		5" x 1.5" Aluminum Soft Roll	\$195.00
<input type="checkbox"/> 002CW34		6" Polyurethane	NC
<input type="checkbox"/> 002CW33	E2214 E2215	6" Pneumatic	\$75.00
<input type="checkbox"/> 002CW35	E2219	6" x 1.5" Semi Pneumatic	\$85.00
<input type="checkbox"/> 002CW68		6" x 1.5" Aluminum Soft Roll	\$205.00

Multi Position Single side Frog Leg



Front Seat Height Matrix

Caster Size	Integral Caster Housing (subtract 2" from FSH for Hemi Housing)									
	*FSH - SA Front Frame	*FSH - Fixed Front Frame	Fork Hole (1 = Bottom Hole)							
			Multi Pos Low		Multi Pos Std		Frog Legs			
		Spacer Size:		Spacer Size:		Spacer Size:				
		0"	0.5"	1"	0"	0.5"	1"	0"	0.5"	1"
3"	16.5	15.5	2							
	17.0	16.0	1	2						
	17.5	16.5		1	2	2				
	18.0	17.0			1	1	2		2	
	18.5	17.5					1	2	1	2
	19.0	18.0						1		2
4"	19.5	18.5								1
	17.0	16.0	2							
	17.5	16.5	1	2		3				
	18.0	17.0		1	2	2	3		3	
	18.5	17.5			1	1	2	3	2	3
	19.0	18.0					1	2	1	2
5"	19.5	18.5					1		1	2
	20.0	19.0								1
	18.0	17.0				3				
	18.5	17.5				2	3			
	19.0	18.0				1	2	3	2	
	19.5	18.5					1	2	1	2
6"	20.0	19.0						1		2
	20.5	19.5								1
	19.0	18.0				2				
	19.5	18.5				1	2			
	20.0	19.0					1	2	1	
	20.5	19.5						1		
21.0	20.0								1	

*FSH values given are estimates. Actual seat to floor height may vary based on seat depth, squeeze & caster selection.

Caster Housing

<input type="checkbox"/> 002CP15		Integral Caster Housing	NC
<input type="checkbox"/> 002CP12		Hemi Integral Cstr Housing Subtract 2" from Standard Front STFH Matrix	NC

4. REAR WHEELS / SEAT HEIGHT

Rear Seat Height

13" & 13.5" N/A w/ transit

<input type="checkbox"/>	002RH11	13.0"	NC	<input type="checkbox"/>	002RH18	16.5"	NC
<input type="checkbox"/>	002RH12	13.5"	NC	<input type="checkbox"/>	002RH19	17.0"	NC
<input type="checkbox"/>	002RH13	14.0"	NC	<input type="checkbox"/>	002RH26	17.5"	NC
<input type="checkbox"/>	002RH14	14.5"	NC	<input type="checkbox"/>	002RH20	18.0"	NC
<input type="checkbox"/>	002RH15	15.0"	NC	<input type="checkbox"/>	002RH27	18.5"	NC
<input type="checkbox"/>	002RH16	15.5"	NC	<input type="checkbox"/>	002RH21	19.0"	NC
<input type="checkbox"/>	002RH17	16.0"	NC	<input type="checkbox"/>	002RH37	19.5"	NC

Axle

<input type="checkbox"/>	002AX1	Quick Release Steel	NC
<input type="checkbox"/>	002AX11	Quad Quick Release Mountain Wheel only	\$125.00

Xtender Power Assist (265 weight capacity)

<input type="checkbox"/>	002XT6	E0986	22" Xtender Power Assist JWX-2 NICKEL	\$8,045.00
<input type="checkbox"/>	002XT7	E0986	22" Xtender Power Assist JWX-2 LITHIUM	\$8,845.00
<input type="checkbox"/>	002XT4	E0986	24" Xtender Power Assist JWX-2 NICKEL	\$8,045.00
<input type="checkbox"/>	002XT5	E0986	24" Xtender Power Assist JWX-2 LITHIUM	\$8,845.00

Please select one of the following handrim options

<input type="checkbox"/>	002XH5	Plastic Coated	NC
<input type="checkbox"/>	002XH6	Stainless Steel	NC

Xtender - Other Options

<input type="checkbox"/>	002XA10	Spare NiMH Power Pack - NICKEL	\$1,395.00
<input type="checkbox"/>	002XA11	Spare Li-ion Power Pack - LITHIUM	\$1,795.00

Xtender Wheel Options

<input type="checkbox"/>	002XA8		SPARE 22" Lite Spoke Pneu Alum	NC
<input type="checkbox"/>	002XA9	E2211 E2213	SPARE 22" Lite Spoke Pneu Plastic	\$200.00
<input type="checkbox"/>	002XA2		SPARE 24" Lite Spoke Pneu Alum	NC
<input type="checkbox"/>	002XA4	E2211 E2213	SPARE 24" Lite Spoke Pneu Plastic	\$200.00

Rear Wheel Type

See availability matrix. Not applicable w/ Xtender Power Assist Option.

Ultra Lightweight Wheels only available w/ Alum Anodized Handrim

<input type="checkbox"/>	002RW103	20" Mag Wheel 5 Spoke	NC
<input type="checkbox"/>	002RW104	22" Mag Wheel 5 Spoke	NC
<input type="checkbox"/>	002RW102	24" Mag Wheel 5 Spoke	NC
<input type="checkbox"/>	002RW90	20" Lite Spoke Wheel	\$200.00
<input type="checkbox"/>	002RW91	22" Lite Spoke Wheel	\$200.00
<input type="checkbox"/>	002RW92	24" Lite Spoke Wheel	NC
<input type="checkbox"/>	002RW93	25" Lite Spoke Wheel	NC
<input type="checkbox"/>	002RW94	26" Lite Spoke Wheel	\$200.00
<input type="checkbox"/>	002RW77	22" Ultra Lightweight Spoke Wheel	\$250.00
<input type="checkbox"/>	002RW78	24" Ultra Lightweight Spoke Wheel	\$250.00
<input type="checkbox"/>	002RW28	22" Spinergy SPOX Black	\$845.00
<input type="checkbox"/>	002RW95	24" Spinergy SPOX Black	\$845.00
<input type="checkbox"/>	002RW96	25" Spinergy SPOX Black	\$845.00
<input type="checkbox"/>	002RW97	26" Spinergy SPOX Black	\$845.00
<input type="checkbox"/>	002RW32	22" Spinergy LX Black	\$1,060.00
<input type="checkbox"/>	002RW98	24" Spinergy LX Black	\$1,060.00
<input type="checkbox"/>	002RW99	25" Spinergy LX Black	\$1,060.00
<input type="checkbox"/>	002RW40	26" Spinergy LX Black	\$1,060.00
<input type="checkbox"/>	002RW50	24" Mountain	\$250.00

Rear Wheel Type (Cont)

* Omit Rear wheel will default chair configuration set up to a 24" wheel.

<input type="checkbox"/>	002RW25	Omit Rear Wheel and Axle *	-\$55.00
<input type="checkbox"/>	002RW49	Omit Rear Wheel (Use w/24" Xtender)	NC
<input type="checkbox"/>	002RW111	Omit Rear Wheel (Use w/22" Xtender)	NC

Rear Wheel Tire

<input type="checkbox"/>	002RT1		Pneumatic	NC
<input type="checkbox"/>	002RT2	E2211 E2213	Pneumatic Airless Insert	\$85.00
<input type="checkbox"/>	002RT3		Full Poly	NC
<input type="checkbox"/>	002RT39	E2211 E2212	High-Pressure Clincher Black	\$95.00
<input type="checkbox"/>	002RT27	E2211 E2212	Knobby V-TRAK	\$95.00
<input type="checkbox"/>	002RT21	E2211 E2212	Schwalbe Marathon Plus Evolution	\$140.00
<input type="checkbox"/>	002RT38	E2218	SHOX Performance Poly	\$95.00
<input type="checkbox"/>	002RT12	E2211 E2212	Mountain Tire <i>Only available on 24" Mountain Rear Wheel</i>	\$95.00

Handrim

Natural Fits available in 22", 24", and 25". Ultra lightweight wheels ONLY available w/ alum ano handrim. Natural Fit w/ 5 spoke MAG only available in 24". Not all handrims available on all wheels

<input type="checkbox"/>	002HR1	Aluminum Anodized	NC
<input type="checkbox"/>	002HR4	Plastic Coated -N/A on every rim	\$110.00
<input type="checkbox"/>	002HR22	Natural Fit - Standard Grip	\$445.00
<input type="checkbox"/>	002HR25	Natural Fit - No Thumb Grip	\$385.00
<input type="checkbox"/>	002HR23	Natural Fit - Super Grip	\$495.00
<input type="checkbox"/>	002HR30	Natural Fit LT - Standard Grip	\$445.00
<input type="checkbox"/>	002HR31	Natural Fit LT - Super Grip	\$495.00
<input type="checkbox"/>	002HR32	Natural Fit LT - No Thumb Grip	\$385.00
<input type="checkbox"/>	002HR26	The Surge - Oval w/Gription Strip	\$400.00
<input type="checkbox"/>	002HR27	The Surge LT - Oval w/Gription Strip	\$430.00
<input type="checkbox"/>	002HR28	Q-Grip Neoprene Coated	\$350.00
<input type="checkbox"/>	002HR24	Spinergy Flex Rim <i>Available on 24" & 25" Spinergy LX wheel</i>	\$700.00
<input type="checkbox"/>	002HR7	Omit Handrim <i>Option may not be available on all wheels</i>	NC
<input type="checkbox"/>	002HR8	8 Oblique <i>N/A w/ Xtender, Only available with 24" or 26" or Lite Spoke rims.</i>	\$325.00

Rear Seat to Floor Height Matrix

Note: These values are representative of a 16" seat depth with 1" of seat squeeze and standard axle plate. Due to variances caused by seat angle, rear seat height ranges may shift up or down by as much as 1/2". Call customer service or online configurator for more information.

Wheel/Tire	13.0	13.5	14.0	14.5	15.0	15.5	16.0	16.5	17.0	17.5	18.0	18.5	19.0	19.5
20" All	X	X	X	X	X	X	X	X	N/A	N/A	N/A	N/A	N/A	N/A
22" Poly	N/A	N/A	X	X	X	X	X	X	X	X	N/A	N/A	N/A	N/A
22" Pneu	N/A	N/A	N/A	X	X	X	X	X	X	X	X	N/A	N/A	N/A
24" Pneu	N/A	N/A	N/A	N/A	X	X	X	X	X	X	X	X	N/A	N/A
24" All but Pneu	N/A	N/A	N/A	N/A	X	X	X	X	X	X	X	X	N/A	N/A
25" SHOX	N/A	N/A	N/A	N/A	X	X	X	X	X	X	X	X	N/A	N/A
25" All but SHO	N/A	N/A	N/A	N/A	N/A	X	X	X	X	X	X	X	X	N/A
26" All	N/A	N/A	N/A	N/A	N/A	N/A	X	X	X	X	X	X	X	X

4. REAR WHEELS / SEAT HEIGHT (cont)

Wheel	5 Spoke Mag	Mag	Lite Spoke	Ultra Lt wt	Spinergy
Tire					
Pneumatic	20,22,24	20,22,24	20,22,24,26		24,26
Pneumatic w/Airless Insert	20,22,24	20,22,24	20,22,24,26		24,26
Full Poly Tire	20,22,24	20,22,24	20,22,24		
High Pressure Clincher black			22,24,26	22,24	22,24,26
Knobby V-TRAK			24		24
Schwalbe Marathon			24,25,26	22,24	24,25,26
SHOX Perform. Poly	20,22,24		24,25		24,25
20"= 451 mm 22" = 501 mm 24" = 540 mm 25" = 559 26" = 590					

Camber				
<input type="checkbox"/>	002C11		0°	NC
<input type="checkbox"/>	00217C1		2° (default)	NC
<input type="checkbox"/>	002C13		4°	NC

Center of Gravity Preset				
<input type="checkbox"/>	002CC2		1.0" (default)	NC
<input type="checkbox"/>	002CC3		1.5"	NC
<input type="checkbox"/>	002CC4		2.0"	NC
<input type="checkbox"/>	002CC5		2.5"	NC
<input type="checkbox"/>	002CC6		3.0"	NC
<input type="checkbox"/>	002CC7		3.5"	NC

5. WHEEL LOCKS

Wheel Lock			
<i>No Gos may exist depending on wheel size and position. Ergo & compact N/A w/ 13"-14" frame depth</i>			
<input type="checkbox"/>	002WL46	High Mount Push	NC
<input type="checkbox"/>	002WL50	High Mount Pull	NC
<input type="checkbox"/>	002WL75	Ergo Scissor	\$110.00
<input type="checkbox"/>	002WL64	Compact	\$140.00
<input type="checkbox"/>	002WL24	Unilateral Wheel Lock Right	\$300.00
<input type="checkbox"/>	002WL23	Unilateral Wheel Lock Left	\$300.00
<input type="checkbox"/>	002WL10	Omit	NC

Wheel Lock Option			
<input type="checkbox"/>	002WL12	Do Not Mount	NC

Extension Handle			
<i>N/A w/ ergo scissor or compact wheel locks</i>			
<input type="checkbox"/>	002EH7	E0961 Extension Handle (Pair)	\$75.00

Grade Aid			
<i>Only available w/ high mount push or pull to lock wheel locks on pneumatic or pneumatic w/ airless tire options</i>			
<input type="checkbox"/>	002GA1	E0974 Grade Aid	\$150.00

6. HANGER & FOOTREST

Swing - Away Hangers			
<i>Footplate mounts with Extension Tube using clamping hardware</i>			
<input type="checkbox"/>	002H145	60° Swing In/Out Hanger	NC
<input type="checkbox"/>	002H139	70° Swing In/Out Hanger	NC
<input type="checkbox"/>	002H141	80° Swing In/Out Hanger	NC
<input type="checkbox"/>	002H32	Omit Hanger and Footplate	-\$15.00

Footrest Extension Tubes			
<i>See Extension matrix for leg length range</i>			
<input type="checkbox"/>	002E1	Short	NC
<input type="checkbox"/>	002E2	Medium	NC
<input type="checkbox"/>	002E5	Long	NC

Extension Matrix

Frame Type	Footrest Angle	Inset	Footrest Type and Extension									
			Composite/ Aluminum			Platform		Tubular/ Autofold				
			Short	Medium	Long	Short	Long	Short	Long			
Fixed Front	70°	0°	Min	13.5	13.5	14.5	13.5	15.5	12	12.5		
			Max	17.5	19.5	20.5	16.5	20.5	16.5	18		
	1°	Min	13.5	15	16	13.5	17	12	13.5			
		Max	17.5	19.5	20.5	16.5	20.5	16.5	18			
	80°	0°	Min	14.5	14.5	15.5	14.5	16.5	13	13.5		
			Max	17.5	19.5	20.5	18	20.5	18	19.5		
1°	Min	14.5	15	17	14.5	18	13	14.5				
	Max	17.5	19.5	20.5	18	20.5	18	19.5				
Swing Away	60°		Min	12	12	12.5	12	12.5				
			Max	13.5	15.5	17	13	17				
	70°	Min	12	12	14.5	12	14					
		Max	16.5	18.5	20	14	18.5					
	80°	Min	12	12	14	12	13.5					
		Max	15.5	17.5	19	13	17.5					

Z-finity Hangers/Footrest System			
<i>(Maximum weight capacity for Z-Finity footrests is 165 lbs)</i>			
<i>Some interference may exist in certain configurations.</i>			
<input type="checkbox"/>	002H162	Z-finity Hanger	\$350.00

Z-finity Footrest Mount			
<input type="checkbox"/>	002DI22	Direct Hanger Mt/Fixed Frame - High	NC
<input type="checkbox"/>	002DI23	Direct Hanger Mt/Fixed Frame - Low	NC
<input type="checkbox"/>	002DI24	Extension Tube Mount	NC

Z-finity Footrest Pivot Arm			
<input type="checkbox"/>	002DI20	Short 2"	NC
<input type="checkbox"/>	002DI21	Long 3 1/4"	NC

Z-finity Footplate			
<i>Some interference may exist in certain configurations.</i>			
<input type="checkbox"/>	002F320	K0040 Multi Angle Adjustable (Pair) (not avail. w/8"-9" widths)	\$185.00
<input type="checkbox"/>	002F321	K0040 Angle Adjustable Platform Footboard	\$215.00
<input type="checkbox"/>	002F6	Omit Footplate	NC

Z-finity Extension Tube Length (When Choosing Ext. Tube Mount)			
<input type="checkbox"/>	002E62	Hemi Short	NC
<input type="checkbox"/>	002E1	Short	NC
<input type="checkbox"/>	002E2	Medium	NC
<input type="checkbox"/>	002E5	Long	NC

6. HANGER & FOOTREST (cont)

Footplates

Heel loop or leg strap not included, See Footplate Options Section

<input type="checkbox"/>	002F1		Composite (14"-20"w)	NC
<input type="checkbox"/>	002F271	K0040	Composite Angle Adj-(16"-20"w)	\$180.00
<input type="checkbox"/>	002F3	K0040	Aluminum Angle Adj (14"-20"w)	\$190.00
<input type="checkbox"/>	002F48	K0040	Platform Flip Up	\$190.00
<input type="checkbox"/>	002F245	K0040	Tubular Flip Up <i>Fixed front frame only</i>	\$100.00
<input type="checkbox"/>	002F250	K0040	Auto Fold Angle Adj <i>Fixed front frame only</i>	\$200.00

Footplate Options

<input type="checkbox"/>	002HL1	E0951	Heel Loop	\$40.00
<input type="checkbox"/>	002HL5	K0038	Leg Strap	\$40.00

Lower Leg Length Setting

Recommend 2" footrest clearance to ground surface

<input type="checkbox"/>	002LO07	12.0"	NC	<input type="checkbox"/>	002LO16	16.5"	NC
<input type="checkbox"/>	002LO08	12.5"	NC	<input type="checkbox"/>	002LO17	17.0"	NC
<input type="checkbox"/>	002LO09	13.0"	NC	<input type="checkbox"/>	002LO18	17.5"	NC
<input type="checkbox"/>	002LO10	13.5"	NC	<input type="checkbox"/>	002LO19	18.0"	NC
<input type="checkbox"/>	002LO11	14.0"	NC	<input type="checkbox"/>	002LO20	18.5"	NC
<input type="checkbox"/>	002LO12	14.5"	NC	<input type="checkbox"/>	002LO21	19.0"	NC
<input type="checkbox"/>	002LO13	15.0"	NC	<input type="checkbox"/>	002LO22	19.5"	NC
<input type="checkbox"/>	002LO14	15.5"	NC	<input type="checkbox"/>	002LO23	20.0"	NC
<input type="checkbox"/>	002LO15	16.0"	NC	<input type="checkbox"/>	002LO24	20.5"	NC

7. BACKREST / SEATING

Back Type

<input type="checkbox"/>	002BT10		Standard (9"-20")	NC
<input type="checkbox"/>	002BT84		Angle Adjustable Back (3" & 4")	\$185.00

Back Post Options

Standard Back type options:

<input type="checkbox"/>	002PH6		Integral Push Handles	NC
<input type="checkbox"/>	002PH11		Integral Push Handles w/8° Medium & Tall only, N/A w/ Angle Adj Back	\$35.00
<input type="checkbox"/>	002PH2		Omit Push Handles	NC
<input type="checkbox"/>	002PH12		Omit Push Handles w/8° Medium & Tall only, N/A w/ Angle Adj Back	NC
<input type="checkbox"/>	002PH17		Folding Push Handle with Ht. Adj. Back N/A w/Angle Adj Back	\$225.00

Angle Adj Back type options:

<input type="checkbox"/>	002PH5		Fold-Down Push Handles N/A w/ standard Upholstery and J3 Back	\$100.00
--------------------------	--------	--	--	----------

Back Height (Std or Angle Adjustable)

See Matrix

<input type="checkbox"/>	002B1		Low	NC
<input type="checkbox"/>	002B5		Medium	NC
<input type="checkbox"/>	002B9		Tall	NC

Back Height Setting (Std or Angle Adjustable)

17" max height for shipping. 21" only available w/ Ang Adj Back

<input type="checkbox"/>	002UX4	9"	NC	<input type="checkbox"/>	002UX18	16"	NC
<input type="checkbox"/>	002UX6	10"	NC	<input type="checkbox"/>	002UX20	17"	NC
<input type="checkbox"/>	002UX8	11"	NC	<input type="checkbox"/>	002UX22	18"	NC
<input type="checkbox"/>	002UX10	12"	NC	<input type="checkbox"/>	002UX24	19"	NC
<input type="checkbox"/>	002UX12	13"	NC	<input type="checkbox"/>	002UX26	20"	NC
<input type="checkbox"/>	002UX14	14"	NC	<input type="checkbox"/>	002UX28	21" (*)	NC
<input type="checkbox"/>	002UX16	15"	NC				

Backrest Upholstery

Std EXO upholstery and Tension adjustable binding is always black.

<input type="checkbox"/>	002BU1		Standard Upholstery	NC
<input type="checkbox"/>	002BU95		Standard Upholstery EXO	NC
Color Binding: <input type="checkbox"/> Silver <input type="checkbox"/> Orange <input type="checkbox"/> Red <input type="checkbox"/> Blue \$15.00				
<input type="checkbox"/>	002BU70	E2611	Backrest Tension Adjust Ballistic <i>*Reference 186BU70 for billing</i>	\$315.00
<input type="checkbox"/>	002BU89	E2611	Backrest Tension Adj EXO <i>*Reference XXXBU89 for billing</i>	\$330.00
Color Binding: <input type="checkbox"/> Silver <input type="checkbox"/> Orange <input type="checkbox"/> Red <input type="checkbox"/> Blue \$15.00				
<input type="checkbox"/>	002BU71	E2611	Backrest Tension Adjust 3DX Vented <i>*Reference 186BU71 for billing</i>	\$330.00
<input type="checkbox"/>	002BU82	E2611	Jay GO Backrest	\$400.00
<input type="checkbox"/>	002BU14		Omit Back Upholstery	-\$15.00

JAY Back (Optional)

<input type="checkbox"/>	002JB01		J3 Back (See J3 Order Form)	Price List
--------------------------	---------	--	-----------------------------	------------

Military Service Patches (Optional)

N/A with standard Upholstery

<input type="checkbox"/>	002VU2		Army Patch	\$100.00
<input type="checkbox"/>	002VU4		Air Force Patch	\$100.00
<input type="checkbox"/>	002VU12		Coast Guard Patch	\$100.00
<input type="checkbox"/>	002VU1		Marines Patch	\$100.00
<input type="checkbox"/>	002VU3		Navy Patch	\$100.00
<input type="checkbox"/>	002VU5		Purple Heart Patch	\$100.00
<input type="checkbox"/>	002VU9		Purple Heart with Army Patch	\$155.00
<input type="checkbox"/>	002VU11		Purple Heart with Air Force Patch	\$155.00
<input type="checkbox"/>	002VU13		Purple Heart with Coast Guard Patch	\$155.00
<input type="checkbox"/>	002VU8		Purple Heart with Marines Patch	\$155.00
<input type="checkbox"/>	002VU10		Purple Heart with Navy Patch	\$155.00

Angle Adjustable Back Setting

<input type="checkbox"/>	002AH1		3" Pivot Point Setting	NC
<input type="checkbox"/>	002AH2		4" Pivot Point Setting	NC

Select desired setting

-14° -12° -9° -7° -1° 0° +4° +5°

Backrest Height Matrix

Back Type	Push Handles	Backrest Height	Avail. Ht. Range	
Standard - (Fixed)	Integral	Low	9"-12"	
		Medium	13"-16"	
		Tall	17"-20"	
	Fold Down	Medium	12"-15"	
		Tall	16"-19"	
		Omit	Low	9"-12"
Angle Adjustable (3" Pivot)	Integral	Low	13"-16"	
		Medium	17"-20"	
		Tall	N/A	
	Fold	Medium	16"-19"	
		Omit	Low	13"-16"
		Medium	17"-20"	
Angle Adjustable (4" Pivot)	Integral	Low	14"-17"	
		Medium	18"-21"	
		Tall	N/A	
	Fold	Medium	17"-20"	
		Omit	Low	14"-17"
		Medium	18"-21"	
Folding Push Handle - (Stroller Handle w/ Knuckle)	N/A	Low	9"-12"	
		Medium	13"-16"	
		Tall	17"-20"	

8. ARMREST / SIDE GUARDS

Padded Swing Away

Some limitations when used w/ angle adj back in the rear most setting

<input type="checkbox"/>	002AA18	E0973	Padded Swing-Away STD (9" to 13") Setting <input type="checkbox"/> 9" <input type="checkbox"/> 10" <input type="checkbox"/> 11" <input type="checkbox"/> 12" <input type="checkbox"/> 13"	\$225.00
--------------------------	---------	-------	--	----------

Height Adjustable

4 Point (FS) J3 mounting bracket will cause interference with Flip Back Height Adj armrest.

<input type="checkbox"/>	002AA11	E0973	Single Post Hgt. Adj. Std (8.5"-13.5")	\$285.00
<input type="checkbox"/>	002AA29	E0973	Single Post Hgt. Adj. Low (7"-11")	\$285.00
<input type="checkbox"/>	002AA65	E0973	Flip Back Height Adj <i>LITE</i> (8.5"-13.5")	\$315.00

Omit Armrest

<input type="checkbox"/>	002AA14		Omit Armrest	NC
--------------------------	---------	--	--------------	----

Armpad for Height Adjustable

Ergo armpad only available with Single post Height adj & Flip back armrest

<input type="checkbox"/>	002AM23		Desk Length - Classic (10")	NC
<input type="checkbox"/>	002AM24		Full Length - Classic (14")	NC
<input type="checkbox"/>	002AM27		Ergo Pad (9.5"-13.5")	NC

Side Guard

<input type="checkbox"/>	002SG33	K0108	Plastic Standard (8.5" High)	\$145.00
<input type="checkbox"/>	002SG29	K0108	Plastic Low (6.5" High)	\$145.00

9. KEY OPTIONS & ACCESSORIES

Anti-Tip

<input type="checkbox"/>	002AT1	E0971	Rear Anti-Tip (NC w/ Xtender)	\$150.00
--------------------------	--------	-------	-------------------------------	----------

Backpack

<input type="checkbox"/>	002A1		Quickie Backpack Black	\$75.00
<input type="checkbox"/>	002A2		Quickie Kids Backpack Black	\$60.00

Seat Pouch

<input type="checkbox"/>	0021A01		Seat Pouch Black /Charcoal	\$50.00
--------------------------	---------	--	----------------------------	---------

JAY Positioning

<input type="checkbox"/>	002K1	E1020	JAY Lower Extremity S/A support <input type="checkbox"/> Left <input type="checkbox"/> Right Position	\$395.00
<input type="checkbox"/>	002K2		Omit Hanger <input type="checkbox"/> Left <input type="checkbox"/> Right	-\$10.00
<input type="checkbox"/>	002K7		Pad Size <input type="checkbox"/> 6" x 8" <input type="checkbox"/> 8" x 10"	NC

Additional Cover & Pack Accessories

<input type="checkbox"/>	0028A02		Gel Cover Hanger/Frame	\$110.00
<input type="checkbox"/>	0028A01		Gel Cover Swing Away Arm	\$150.00

Positioning Belts

<input type="checkbox"/>	002A141	E0978	Belt 1.5" Auto Buckle w/Clamps	\$70.00
<input type="checkbox"/>	002A117	E0978	Belt 2" Aircraft Buckle w/Clamps	\$110.00
<input type="checkbox"/>	002A118	E0978	Belt 2" Aircraft Buckle Pad w/Clamp	\$120.00
<input type="checkbox"/>	002A120		Positioning Belt Slide Clamps	\$50.00

Spoke Guards

Only available w/ Mountain, and Lite Spoke wheels

Not available with 5 spoke MAG wheels

<input type="checkbox"/>	0024A01	K0065	Quickie Black Spoke Guards	\$115.00
<input type="checkbox"/>	0024A02	K0065	Quickie Clear Spoke Guards	\$115.00

Miscellaneous

<input type="checkbox"/>	0028A03		Caddy	\$50.00
<input type="checkbox"/>	002IG2		Impact Guard Neoprene	\$90.00
<input type="checkbox"/>	002LS14	K0038	Extra Leg Strap Black	\$35.00
<input type="checkbox"/>	0028A21		Tool Kit	\$55.00
<input type="checkbox"/>	002A999		Quickie Water Bottle & Holder	\$55.00

10. COLOR

Standard Frame Colors

<input type="checkbox"/>	002C140		Aztec Gold	NC
<input type="checkbox"/>	002C2		Black (<i>Not avail as base w/Zebra</i>)	NC
<input type="checkbox"/>	002C141		Black Cherry	NC
<input type="checkbox"/>	002C10		Black Opal	NC
<input type="checkbox"/>	002C38		Blue Opal	NC
<input type="checkbox"/>	002C36		Candy Blue	NC
<input type="checkbox"/>	002C14		Candy Purple	NC
<input type="checkbox"/>	002C35		Candy Red	NC
<input type="checkbox"/>	002C142		Electric Blue	NC
<input type="checkbox"/>	002C143		Evergreen	NC
<input type="checkbox"/>	002C126		Glow	NC
<input type="checkbox"/>	002C144		Green Apple	NC
<input type="checkbox"/>	002C147		Hot Sparkle Pink	NC
<input type="checkbox"/>	002C148		Mauve Pink	NC
<input type="checkbox"/>	002C103		Rootbeer	NC
<input type="checkbox"/>	002C114		Sparkle Silver	NC
<input type="checkbox"/>	002C145		Sunrise Orange	NC
<input type="checkbox"/>	002C113		Titanium Color Paint	NC
<input type="checkbox"/>	002C8		Yellow	NC

Matte Frame Colors

<input type="checkbox"/>	002C116		Matte Black	NC
<input type="checkbox"/>	002C151		Matte Black Cherry	NC
<input type="checkbox"/>	002C150		Matte Electric Blue	NC
<input type="checkbox"/>	002C149		Matte Evergreen	NC
<input type="checkbox"/>	002C152		Matte Purple	NC

Custom Frame Color

<input type="checkbox"/>	002C112		Desert Camouflage	\$395.00
<input type="checkbox"/>	002C43		Mossy Oak Camouflage	\$395.00
<input type="checkbox"/>	002C42		Stars & Stripes	\$395.00
<input type="checkbox"/>	002C108		Zebra (<i>Choose above base color</i>) Std with White unless above base paint is chosen N/A w/ Black	\$395.00

Anodized Color Package

Axle plate, Multi Forks and Aluminum Soft Roll casters only. N/A with Frog Legs.

<input type="checkbox"/>	002EB07		Black - Caster only	\$50.00
<input type="checkbox"/>	002EB08		Blue	\$100.00
<input type="checkbox"/>	002EB13		Gold	\$100.00
<input type="checkbox"/>	002EB09		Lime Green	\$100.00
<input type="checkbox"/>	002EB10		Purple	\$100.00
<input type="checkbox"/>	002EB11		Red	\$100.00
<input type="checkbox"/>	002EB12		Ti Grey	\$100.00



Sunrise Medical (US) LLC
2842 Business Park Ave. · Fresno, CA 93727 · USA

Customer Service: 800-333-4000 Fax: 800-300-7502 Email: orders@sunmed.com www.sunrisemedical.com

© 1/2020 MK-100402 Rev G

Page 7