

Mark For:

Submitting for:

Quote

Order

Date: _____
 Dealer Acct #: _____
 Dealer: _____
 Dealer Contact: _____
 Dealer Address: _____
 Dealer City: _____ ST: _____ ZIP: _____
 Dealer Phone: () _____ Fax: () _____
 Confirmation Email: _____
 Confirm Via: Fax Email

PO#: _____

ADDITIONAL SHIPPING INFORMATION

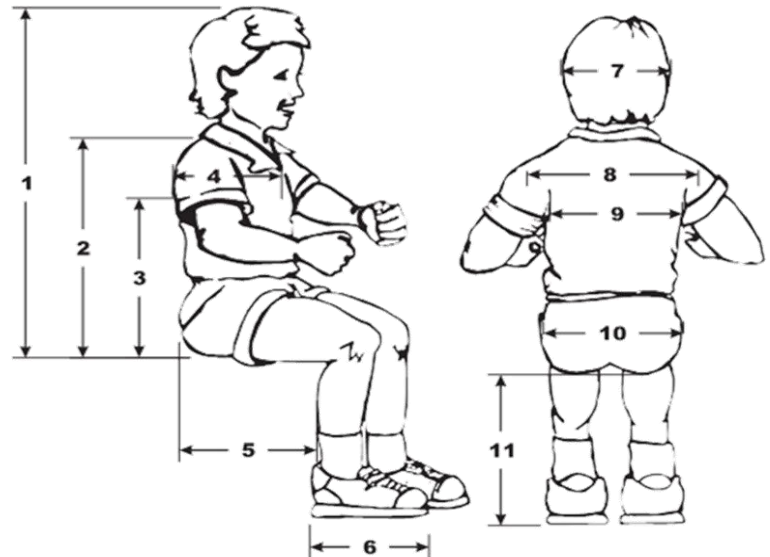
Ship To: _____
 Attention: _____
 Address: _____
 Address: _____
 Ship To City: _____ ST: _____ ZIP: _____
 Ship To Phone: () _____ Fax: () _____

The **HCPCS CODES** herein are based on PDAC verification or interpretation of Medicare definitions and guidelines. Non-Medicare payers may accept alternative **HCPCS CODES**, including misc. codes to ensure access for their enrollees. The use of **HCPCS CODES** does not ensure coverage or payment.

STEP 1

CLIENT MEASUREMENTS

First Name	
Age	
Diagnosis	
Height	
Weight	
1. Top of Head to Seat	
2. Top of Shoulder to Seat*	
3. Under Arm to Seat	
4. Trunk Depth	
5. Actual Sitting Depth*	
6. Foot Length	
7. Width of Head	
8. Shoulder Width	
9. Chest Width	
10. Hip Width*	
11. Left Lower Leg Length*	
12. Right Lower Leg Length*	



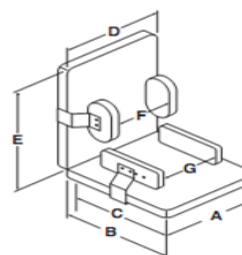
STEP 2

CLIENT WHEELCHAIR AND SEATING INFORMATION

Client Wheelchair Description		
Model		
Back Height		
Embroidery (12 Ltr Limit)		
<input type="checkbox"/> Name		
Style	<input type="checkbox"/> Script/Cursive	
	<input type="checkbox"/> Block/Uppercase	<input type="checkbox"/> Block/Lowercase
<input type="checkbox"/> Color		
Hex Bolts	<input type="checkbox"/> Secondary Supports	067AW14
Combine with Wheelchair	<input type="checkbox"/> See Quickie/Zippie OF	0677Z01
	<input type="checkbox"/> Existing Chair Serial #	067XL03
Chair Width		
Seat Rail Diameter	<input type="checkbox"/> 7/8"	067XZ01
	<input type="checkbox"/> 1"	067XZ02

Client Wheelchair Description (Continued)			
Chair Depth			
Upper Back Cane Diameter	<input type="checkbox"/>	3/4"	067XL03
	<input type="checkbox"/>	7/8"	067XL01
	<input type="checkbox"/>	1"	067XL02
	<input type="checkbox"/>	1 1/8"	067XL03
Lower Back Cane Diameter	<input type="checkbox"/>	7/8"	067XQ02
	<input type="checkbox"/>	1"	067XQ01
	<input type="checkbox"/>	1 1/8"	067XQ03

Seating Specifications



A. Seat Width	
B. Seat Depth (Total)	
C. Seat Depth (Usable)	
D. Back Width	
E. Back Height	
F. Width Between Laterals	
G. Width Between Hips	

STEP 3

SELECT A BACKREST & MODIFICATIONS

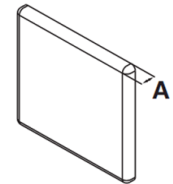
If ordering a SureFit™ Backrest: Select a back style from the two options below. Modifications can be selected in the Back Modification section.

If ordering a SureFit™ seat only: Select Omit and move to Step 6.

Back Style			
<input type="checkbox"/>	067YS01	Planar Back Flat sheet of foam on top of a plywood rigidizing base. Select foam thickness below.	\$275.00
<input type="checkbox"/>	067YS13	Planar Back w/ Curved Top Corners The same benefits as our Planner Back with a smoother profile cosmetically. Standard 2" radius	\$289.00
<input type="checkbox"/>	067YS04	Omit	N/C

A. Enter the overall foam thickness in inches appropriate for the client (Minimum 1/2").

A



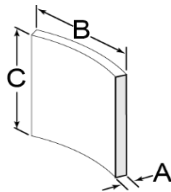
Note:

- Add a 1/2 for the plywood back when calculating the total back width.
- When dropping the back inside the frame, the back width should be at least 3" less than frame width.
- The back width cannot exceed frame width.

Back Modification - E2617

Note: Modifications retail is added to the price of the Planar Back above.

<input type="checkbox"/>	067YS08	Curved Wood Back	\$327.00
--------------------------	---------	------------------	----------



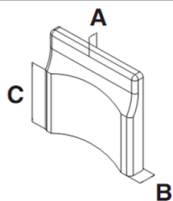
A*
* Foam Thickness Only
B
Specified on Pg 1
C
Specified on Pg 1

Minimizes the amount of seat depth that is used up by the back thickness as it fits virtually flush with the backrest canes. Curvature of the wood can not be modified.

Note: Not Available with Curved Foam or Adjustable Lumbar

Not Available with SnapTite, Quickie TS, & J3 Back Hardware.

<input type="checkbox"/>	067YS02	Curved Foam Back	\$297.00
--------------------------	---------	------------------	----------

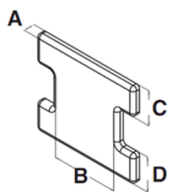


A*
* Foam Thickness Only
B
C

Utilizes a flat backrest surface with foam built up to allow for a personalized contour fit.

Note: Not Available with Curved Wood or Adjustable Lumbar

<input type="checkbox"/>	067YT04	I Back Modification	\$200.00
--------------------------	---------	---------------------	----------

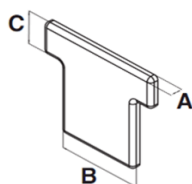


A*
* Foam Thickness Only
B
C
D

Allows for enhanced placement of lateral thoracic supports

Note: C & D dimensions require a minimum of 3"

<input type="checkbox"/>	067YT03	T Back Modification	\$180.00
--------------------------	---------	---------------------	----------

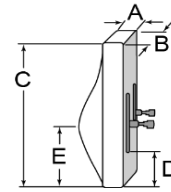


A*
* Foam Thickness Only
B
C**
**Minimum length is 3"

Allows for enhanced placement of lateral thoracic and lateral pelvic supports

Not Available with Quickie TS 2 or 4 Pin Hardware

<input type="checkbox"/>	067YS12	Adjustable Lumbar Support	\$340.00
--------------------------	---------	---------------------------	----------



A*
* Foam Thickness Only
B
Specified on Pg 1
C
Specified on Pg 1
D
E

Provides a personalized placement and level of support of the lumbar spine through both up and down and depth adjustment.

Note: Not Available with Curved Back, Cube Back, Bi-Angular, & Lumbar

<input type="checkbox"/>	067YT02	Biangular Modification	\$273.00
--------------------------	---------	------------------------	----------



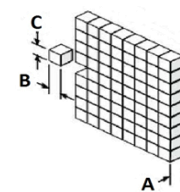
A*
* Foam Thickness Only
C
N/A w/Quickie TS Snap 2 or 4 Pin

Utilizes an angle-adjustable bracket in-between the top and bottom portion of the backrest. Allows the angle between the two surfaces to be adjusted. One piece cover with bracket mounted on the outside for adjustment.

C dimension requires a minimum of 2 1/2".

Note: Not Available with Curved Wood & Adj Lumbar.

<input type="checkbox"/>	067YS07	Cube Back	\$473.00
--------------------------	---------	-----------	----------

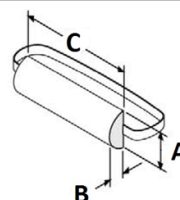


A*
* Foam Thickness Only
B
C

Cubes are individually attached to the solid back with Velcro for easy removal and re-attaching.

Note: Not Available with Adjustable Lumbar

<input type="checkbox"/>	067YS06	Lumbar with or without Straps	\$182.00
--------------------------	---------	-------------------------------	----------



A*
* Foam Thickness Only
B
C
 With Straps (External)
 Without Straps (Internal)

With straps version attaches to the backrest via a Velcro strap. The version without straps is installed inside the cover.

STEP 4

SELECT BACK COVER & UPHOLSTERY OPTIONS

Cover Options

<input type="checkbox"/>	067YU01	Standard Zipper Access Cover Requires the back rails and hardware to be removed in order to remove cover.	N/C
<input type="checkbox"/>	067YU04	Removable Zipper Access Cover Zipper around the edge of the backrest. Allows the rear portion of the cover to remain on while removing the front portion. Does not require the back rails and hardware to be removed.	\$240.00

Back Misc.

<input type="checkbox"/>	067YT05	Two Piece Cushion & Base Back Backrest is divided into two pieces (Solid base and foam cushion). Two separate covers are made and attached together via Velcro to make the backrest assembly. <i>(Not Available with Adjustable Lumbar)</i>	\$195.00
<input type="checkbox"/>	067YT09	Omit Tracks for Planar Back	N/C

Back Upholstery

Note: Visit www.sunrisemedical.com for a full list of colors available.

Contact Surface

Upholstery on the front surface of the backrest

<input type="checkbox"/>	067ZD22	Neoprene - Black	N/C
<input type="checkbox"/>	067ZD01	Vinyl Color:	N/C
<input type="checkbox"/>	067ZD29	Dartex - Black	N/C
<input type="checkbox"/>	067ZD30	Reverse Dartex - Black	N/C
<input type="checkbox"/>	067ZD79	Darlexx - Black Breathable 4-way stretch, waterproof fabric	N/C

Non-Contact Surface

Upholstery on the sides and rear of the backrest.

<input type="checkbox"/>	067ZD31	Neoprene - Black	N/C
<input type="checkbox"/>	067ZD32	Vinyl Color:	N/C
<input type="checkbox"/>	067ZD48	Dartex - Black	N/C
<input type="checkbox"/>	067ZD49	Reverse Dartex - Black	N/C
<input type="checkbox"/>	067ZD80	Darlexx - Black Breathable 4-way stretch, waterproof fabric	N/C

Extra Cover

<input type="checkbox"/>	0678A67	Additional back cover	\$152
--------------------------	---------	-----------------------	-------

Back Foam Options

Foam Construction

<input type="checkbox"/>	067YV01	Single Layer Foam	N/C
<input type="checkbox"/>	067YV02	2 Layer Foam	N/C
<input type="checkbox"/>	067YV03	3 Layer Foam	N/C
<input type="checkbox"/>	067YV08	Foam-in-Place*	N/C
<input type="checkbox"/>	067YV04	Omit Back Foam	N/C

Foam Layer Density

	Top	Middle	Bottom
HR Foam-50	<input type="checkbox"/>	<input type="checkbox"/>	<input type="checkbox"/>
HR Foam-70	<input type="checkbox"/>	<input type="checkbox"/>	<input type="checkbox"/>
T Foam-XS (Yellow)	<input type="checkbox"/>	<input type="checkbox"/>	<input type="checkbox"/>
T Foam-S (Pink)	<input type="checkbox"/>	<input type="checkbox"/>	<input type="checkbox"/>
Sunmate- Extra Soft	<input type="checkbox"/>	<input type="checkbox"/>	<input type="checkbox"/>
Sunmate-Soft	<input type="checkbox"/>	<input type="checkbox"/>	<input type="checkbox"/>
Sunmate-Medium	<input type="checkbox"/>	<input type="checkbox"/>	<input type="checkbox"/>
Sunmate-Medium Soft	<input type="checkbox"/>	<input type="checkbox"/>	<input type="checkbox"/>
Sunmate-Firm	<input type="checkbox"/>	<input type="checkbox"/>	<input type="checkbox"/>
Pudgee	<input type="checkbox"/>	<input type="checkbox"/>	<input type="checkbox"/>

Top Layer

High-Resiliency (HR) Foam - 50 or 70

Durable, high quality foam encourages proper positioning.

<input type="checkbox"/>	067YY01	1/2"	\$25	<input type="checkbox"/>	067YY05	2 1/2"	\$121
<input type="checkbox"/>	067YY02	1"	\$50	<input type="checkbox"/>	067YY06	3"	\$145
<input type="checkbox"/>	067YY03	1 1/2"	\$74	<input type="checkbox"/>	067YY07	3 1/2"	\$168
<input type="checkbox"/>	067YY04	2"	\$98	<input type="checkbox"/>	067YY08	4"	\$193

T Foam - Extra-Soft or Soft

Memory foam technology designed to evenly distribute pressure and minimize heat build-up.

<input type="checkbox"/>	067YY26	1/2"	\$25	<input type="checkbox"/>	067YY29	2"	\$98
<input type="checkbox"/>	067YY27	1"	\$50	<input type="checkbox"/>	067YY30	2 1/2"	\$121
<input type="checkbox"/>	067YY28	1 1/2"	\$74	<input type="checkbox"/>	067YY31	3"	\$145

Sunmate (Visco) Foam - Extra-Soft, Medium, Medium-Soft, or Firm

Viscoelastic "memory" foam conforms to the client to distribute weight evenly for pressure reduction and maximum comfort.

<input type="checkbox"/>	067YY09	1/2"	\$55	<input type="checkbox"/>	067YY13	2 1/2"	\$273
<input type="checkbox"/>	067YY10	1"	\$109	<input type="checkbox"/>	067YY14	3"	\$327
<input type="checkbox"/>	067YY11	1 1/2"	\$164	<input type="checkbox"/>	067YY15	3 1/2"	\$382
<input type="checkbox"/>	067YY12	2"	\$219	<input type="checkbox"/>	067YY16	4"	\$436

Pudgee Foam

Extra soft foam with a gel-like consistency conforms to the client and wicks moisture away from the body.

<input type="checkbox"/>	067YY17	1/2"	\$182
<input type="checkbox"/>	067YY18	1"	\$363
<input type="checkbox"/>	067YY19	1 1/2"	\$546

Back Foam Options

<input type="checkbox"/>	0675U01	Incontinent Wrap	\$68.00
--------------------------	---------	------------------	---------

STEP 4 (Continued)

SELECT BACK COVER & UPHOLSTERY OPTIONS

Back Foam Options

Middle Layer

High-Resiliency (HR) Foam - 50 or 70

Durable, high quality foam encourages proper positioning.

<input type="checkbox"/>	067ZA01	1/2"	\$25	<input type="checkbox"/>	067ZA05	2 1/2"	\$121
<input type="checkbox"/>	067ZA02	1"	\$50	<input type="checkbox"/>	067ZA06	3"	\$145
<input type="checkbox"/>	067ZA03	1 1/2"	\$74	<input type="checkbox"/>	067ZA07	3 1/2"	\$168
<input type="checkbox"/>	067ZA04	2"	\$98	<input type="checkbox"/>	067ZA08	4"	\$193

T Foam - Extra-Soft or Soft

Memory foam technology designed to evenly distribute pressure and minimize heat build-up.

<input type="checkbox"/>	067ZA26	1/2"	\$25	<input type="checkbox"/>	067ZA29	2"	\$98
<input type="checkbox"/>	067ZA27	1"	\$50	<input type="checkbox"/>	067ZA30	2 1/2"	\$121
<input type="checkbox"/>	067ZA28	1 1/2"	\$74	<input type="checkbox"/>	067ZA31	3"	\$145

Sunmate (Visco) Foam - Extra-Soft, Medium, Medium-Soft, or Firm

Viscoelastic "memory" foam conforms to the client to distribute weight evenly for pressure reduction and maximum comfort.

<input type="checkbox"/>	067ZA09	1/2"	\$55	<input type="checkbox"/>	067ZA13	2 1/2"	\$273
<input type="checkbox"/>	067ZA10	1"	\$109	<input type="checkbox"/>	067ZA14	3"	\$327
<input type="checkbox"/>	067ZA11	1 1/2"	\$164	<input type="checkbox"/>	067ZA15	3 1/2"	\$382
<input type="checkbox"/>	067ZA12	2"	\$219	<input type="checkbox"/>	067ZA16	4"	\$436

Pudgee Foam

Extra soft foam with a gel-like consistency conforms to the client and wicks moisture away from the body.

<input type="checkbox"/>	067ZA17	1/2"	\$182
<input type="checkbox"/>	067ZA18	1"	\$363
<input type="checkbox"/>	067ZA19	1 1/2"	\$546

Bottom Layer

High-Resiliency (HR) Foam - 50 or 70

Durable, high quality foam encourages proper positioning.

<input type="checkbox"/>	067ZC01	1/2"	\$25	<input type="checkbox"/>	067ZC05	2 1/2"	\$121
<input type="checkbox"/>	067ZC02	1"	\$50	<input type="checkbox"/>	067ZC06	3"	\$145
<input type="checkbox"/>	067ZC03	1 1/2"	\$74	<input type="checkbox"/>	067ZC07	3 1/2"	\$168
<input type="checkbox"/>	067ZC04	2"	\$98	<input type="checkbox"/>	067ZC08	4"	\$193

T Foam - Extra-Soft or Soft

Memory foam technology designed to evenly distribute pressure and minimize heat build-up.

<input type="checkbox"/>	067ZC26	1/2"	\$25	<input type="checkbox"/>	067ZC29	2"	\$98
<input type="checkbox"/>	067ZC27	1"	\$50	<input type="checkbox"/>	067ZC30	2 1/2"	\$121
<input type="checkbox"/>	067ZC28	1 1/2"	\$74	<input type="checkbox"/>	067ZC31	3"	\$145

Sunmate (Visco) Foam - Extra-Soft, Medium, Medium-Soft, or Firm

Viscoelastic "memory" foam conforms to the client to distribute weight evenly for pressure reduction and maximum comfort.

<input type="checkbox"/>	067ZC09	1/2"	\$55	<input type="checkbox"/>	067ZC13	2 1/2"	\$273
<input type="checkbox"/>	067ZC10	1"	\$109	<input type="checkbox"/>	067ZC14	3"	\$327
<input type="checkbox"/>	067ZC11	1 1/2"	\$164	<input type="checkbox"/>	067ZC15	3 1/2"	\$382
<input type="checkbox"/>	067ZC12	2"	\$219	<input type="checkbox"/>	067ZC16	4"	\$436

Pudgee Foam

Extra soft foam with a gel-like consistency conforms to the client and wicks moisture away from the body.

<input type="checkbox"/>	067ZC17	1/2"	\$182
<input type="checkbox"/>	067ZC18	1"	\$363
<input type="checkbox"/>	067ZC19	1 1/2"	\$546

Foam-in-Place*

Only available with Planar & Curved Wood. Requires four-way stretch fabric cover.

Foam Density

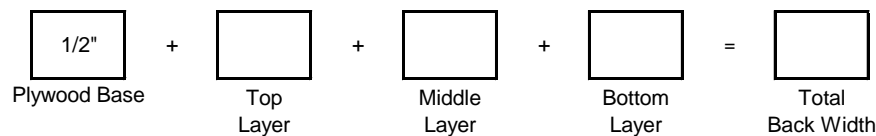
<input type="checkbox"/>	0675V02	X-Soft	N/C
<input type="checkbox"/>	0675V03	Soft	N/C
<input type="checkbox"/>	0675V04	Medium	N/C

Kit Size

<input type="checkbox"/>	0675V05	1/2 unit	\$362
<input type="checkbox"/>	0675V06	1 unit	\$600

*Select both a foam density and kit size if you chose Foam-in-Place for foam construction.

Back Width Calculator



STEP 5

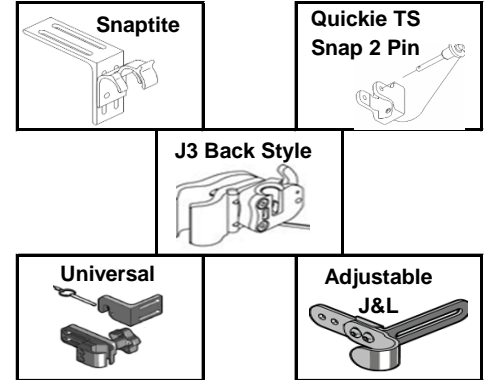
SELECT BACK HARDWARE

Back Hardware - E2617

Seat to Back Hardware Standard			
<input type="checkbox"/>	067ZF06	Bracket STD Flush	\$199.00
<input type="checkbox"/>	067ZF08	Bracket 1 1/2" Offset	\$242.00
<input type="checkbox"/>	067ZF09	Bracket 1 1/2" Offset RT	\$261.00

Seat to Back Hardware Adjustable			
<input type="checkbox"/>	067ZF07	Bracket Adjustable Wide	\$276.00
<input type="checkbox"/>	067ZF10	Bracket Adjustable Ped.	\$356.00

Back Hardware	With Seat to Back Hardware	Without Seat to Back Hdw
Snapтите 1" STD*** (Transit Approved)	<input type="checkbox"/> 067ZE43 \$217.00	<input type="checkbox"/> 067ZE21 \$432.00
Snapтите 1 1/2" Drop***	<input type="checkbox"/> 067ZE44 \$217.00	<input type="checkbox"/> 067ZE24 \$432.00
Snapтите 3" Drop***	<input type="checkbox"/> 067ZE45 \$217.00	<input type="checkbox"/> 067ZE26 \$432.00
Quickie TS Snap 2 pin***	<input type="checkbox"/> 067ZE46 \$139.00	<input type="checkbox"/> 067ZE29 \$231.00
Quickie TS Snap 4 pin*** (Transit Approved)	<input type="checkbox"/> 067ZE47 \$139.00	<input type="checkbox"/> 067ZE22 \$231.00
JAY 3 Back Style Short w/o bracket***		<input type="checkbox"/> 067ZE36 \$303.00
JAY 3 Back Style Long w/o bracket***		<input type="checkbox"/> 067ZE37 \$303.00
Universal Transit Hardware (Transit Approved)	<input type="checkbox"/> 067ZE49 \$363.00	<input type="checkbox"/> 067ZE39 \$727.00
Adjustable J&L (J-2 Hole & L-6 Hole) Std	<input type="checkbox"/> 067ZE48 \$103.00	<input type="checkbox"/> 067ZE35 \$207.00
Adjustable J&L (J-6 Hole & L-2 Hole)	<input type="checkbox"/> 067ZE55 \$103.00	<input type="checkbox"/> 067ZE40 \$207.00
Adjustable J&L (Std) w/ Shurlock Rel/Fixed		<input type="checkbox"/> 067ZE62 \$327.00
Adjustable J&L (Std) w/ Shurlock Release	<input type="checkbox"/> 067ZE63 \$199.00	<input type="checkbox"/> 067ZE64 \$399.00
60 EZ Mount - Available for Curved Wood Only	<input type="checkbox"/> 067ZE73 \$231.00	<input type="checkbox"/> 067ZE74 \$461.00
Omit Back Hardware	<input type="checkbox"/> 067ZE31 N/C	



*** N/A with Curved Wood

STEP 6

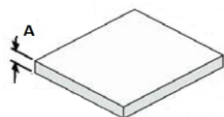
SELECT SEAT & MODIFICATIONS

Seat - E2609

Seat Style

<input type="checkbox"/>	067YH01	Standard Planar	\$275.00
<input type="checkbox"/>	067YH12	Standard Planar w/ Curved Front Corners†	\$289.00
<input type="checkbox"/>	067YH06	Omit	N/C

† Standard 2" radius



A

A. Enter the overall foam thickness in inches appropriate for the client.
(Minimum 1/2")

Seat Style Option

<input type="checkbox"/>	067YH08	Omit Plywood	N/C
--------------------------	---------	--------------	-----

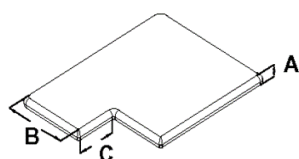
Notes:

- Add a 1/2 for the plywood base when calculating the total cushion depth.
- When dropping the seat within the frame, the seat width should be at least 3" less than the frame width.
- The seat width cannot exceed the frame width.

Seat Modification

Note: Modifications retail is added to the price of the Planar Back

<input type="checkbox"/>	067YI02	Asymmetrical Seat	\$179.00
--------------------------	---------	-------------------	----------



A*

* Foam Thickness Only

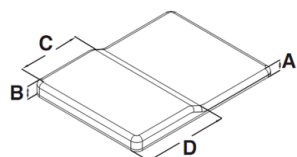
B

C

Long Side: R L

Note: If adding a Medial Thigh add at least 1.5" past center line for proper mounting.

<input type="checkbox"/>	067YH03	Anti-Thrust Modification	\$324.00
<input type="checkbox"/>	067YH02	Wedge Seat Modification	\$324.00



A*

* Rear Foam Thickness

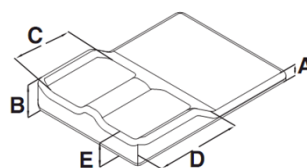
B

* Front Foam Thickness

C

D

<input type="checkbox"/>	067YH04	Contour Seat	\$387.00
--------------------------	---------	--------------	----------



A*

* Foam Thickness Only

B

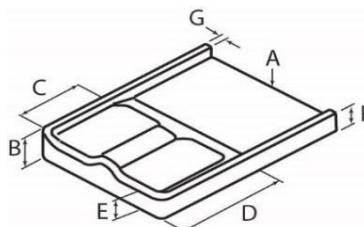
C

D

E

Note: B dimension applies to the left lateral wall as well as the medial buildup.
Dimensions E & B should be greater than or equal to dimension A.
Dimension B should be greater than or equal to dimension E.

<input type="checkbox"/>	067YI06	Contour Pelvic Well	\$539.00
--------------------------	---------	---------------------	----------



A*

* Foam Thickness Only

B

C

D

E

F

G

Note: B dimension applies to the left lateral wall as well as the medial buildup.
Dimensions E & B should be greater than or equal to dimension A.
Dimension B should be greater than or equal to dimension E.

Cover Options			
<input type="checkbox"/>	067YJ01	Standard Zipper Access Cover	N/C
<input type="checkbox"/>	067YJ03	Removable Zipper Access Cover	\$240.00

Growth Notches (W" X D")			
<input type="checkbox"/>	067GO01	2" x 2" Growth Tail Notch	N/C
<input type="checkbox"/>	067GO02	2" x 3" Growth Tail Notch	N/C
<input type="checkbox"/>	067GO03	2" x 2" Front Notch (Wood only)	N/C

Note: Growth Notches required when seat depth exceeds frame depth.

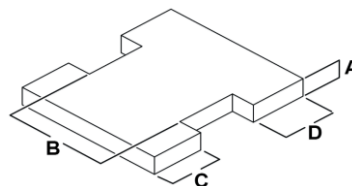
Cover Options Misc.			
<input type="checkbox"/>	067IU01	Add Velcro Strips (Bottom of the Cushion)	\$35.00
<input type="checkbox"/>	067IU02	Add Velcro Strips (Top of the Cushion)	\$35.00

Type of Velcro

<input type="checkbox"/>	067IV01	Hook	N/C
<input type="checkbox"/>	067IV02	Loop (Standard)	N/C

Seat Misc.			
<input type="checkbox"/>	067YI05	Two Piece Cushion & Base	\$195.00
<input type="checkbox"/>	067YI07	Omit Tracks for Planar Seat	N/C

<input type="checkbox"/>	067YI03	I Seat Modification	\$200.00
--------------------------	---------	---------------------	----------



A

B

C

D

Note: C & D dimensions require a minimum of 2 1/2"

STEP 7

SELECT SEAT UPHOLSTERY

Seat Upholstery

Note: Visit www.sunrisemedical.com for a full list of colors available.

Contact Surface

<input type="checkbox"/>	067YR22	Neoprene - Black	N/C
<input type="checkbox"/>	067YR01	Vinyl	N/C
		Color:	
<input type="checkbox"/>	067YR29	Dartex - Black	N/C
<input type="checkbox"/>	067YR30	Reverse Dartex - Black	N/C
<input type="checkbox"/>	067YR76	Darlexx - Black Breathable 4-way stretch, waterproof fabric	N/C

Non-Contact Surface

<input type="checkbox"/>	067YR31	Neoprene - Black	N/C
<input type="checkbox"/>	067YR32	Vinyl	N/C
		Color:	
<input type="checkbox"/>	067YR48	Dartex - Black	N/C
<input type="checkbox"/>	067YR49	Reverse Dartex - Black	N/C
<input type="checkbox"/>	067YR77	Darlexx - Black Breathable 4-way stretch, waterproof fabric	N/C

Extra Cover

<input type="checkbox"/>	0678A68	Additional cushion cover	\$152.00
--------------------------	---------	--------------------------	----------

Seat Foam Options

Foam Construction

<input type="checkbox"/>	067YK01	Single Layer Foam	N/C
<input type="checkbox"/>	067YK02	2 Layer Foam	N/C
<input type="checkbox"/>	067YK03	3 Layer Foam	N/C
<input type="checkbox"/>	067YK04	Omit Seat Foam	N/C

Foam Layer Density

	Top	Middle	Bottom
HR Foam-50	<input type="checkbox"/>	<input type="checkbox"/>	<input type="checkbox"/>
HR Foam-70	<input type="checkbox"/>	<input type="checkbox"/>	<input type="checkbox"/>
T Foam-XS (Yellow)	<input type="checkbox"/>	<input type="checkbox"/>	<input type="checkbox"/>
T Foam-S (Pink)	<input type="checkbox"/>	<input type="checkbox"/>	<input type="checkbox"/>
Sunmate-Extra Soft	<input type="checkbox"/>	<input type="checkbox"/>	<input type="checkbox"/>
Sunmate-Soft	<input type="checkbox"/>	<input type="checkbox"/>	<input type="checkbox"/>
Sunmate-Medium	<input type="checkbox"/>	<input type="checkbox"/>	<input type="checkbox"/>
Sunmate-Medium Soft	<input type="checkbox"/>	<input type="checkbox"/>	<input type="checkbox"/>
Sunmate-Firm	<input type="checkbox"/>	<input type="checkbox"/>	<input type="checkbox"/>
Pudgee	<input type="checkbox"/>	<input type="checkbox"/>	<input type="checkbox"/>
Akton Gel	<input type="checkbox"/>	<input type="checkbox"/>	<input type="checkbox"/>
Cube Gel	<input type="checkbox"/>	<input type="checkbox"/>	<input type="checkbox"/>

Seat Foam Options

<input type="checkbox"/>	0676Y01	Incontinent Wrap	\$68.00
--------------------------	---------	------------------	---------

Top Layer

High-Resiliency (HR) Foam - 50 or 70

Durable, high quality foam encourages proper positioning.

<input type="checkbox"/>	067YM01	1/2"	\$25	<input type="checkbox"/>	067YM05	2 1/2"	\$121
<input type="checkbox"/>	067YM02	1"	\$50	<input type="checkbox"/>	067YM06	3"	\$145
<input type="checkbox"/>	067YM03	1 1/2"	\$74	<input type="checkbox"/>	067YM07	3 1/2"	\$168
<input type="checkbox"/>	067YM04	2"	\$98	<input type="checkbox"/>	067YM08	4"	\$193

T Foam - Extra-Soft or Soft

Memory foam technology designed to evenly distribute pressure and minimize heat build-up.

<input type="checkbox"/>	067YM26	1/2"	\$25	<input type="checkbox"/>	067YM29	2"	\$98
<input type="checkbox"/>	067YM27	1"	\$50	<input type="checkbox"/>	067YM30	2 1/2"	\$121
<input type="checkbox"/>	067YM28	1 1/2"	\$74	<input type="checkbox"/>	067YM31	3"	\$145

Sunmate (Visco) Foam - Extra-Soft, Medium, Medium-Soft, or Firm

Viscoelastic "memory" foam conforms to the client to distribute weight evenly for pressure reduction and maximum comfort.

<input type="checkbox"/>	067YM09	1/2"	\$55	<input type="checkbox"/>	067YM13	2 1/2"	\$273
<input type="checkbox"/>	067YM10	1"	\$109	<input type="checkbox"/>	067YM14	3"	\$327
<input type="checkbox"/>	067YM11	1 1/2"	\$164	<input type="checkbox"/>	067YM15	3 1/2"	\$382
<input type="checkbox"/>	067YM12	2"	\$219	<input type="checkbox"/>	067YM16	4"	\$436

Pudgee Foam

Extra soft foam with a gel-like consistency conforms to the client and wicks moisture away from the body.

<input type="checkbox"/>	067YM17	1/2"	\$182
<input type="checkbox"/>	067YM18	1"	\$363
<input type="checkbox"/>	067YM19	1 1/2"	\$546

Akton Gel

Provide even pressure relief for the client across the entire surface.

<input type="checkbox"/>	067YM33	1/2"	\$487	<input type="checkbox"/>	067YM35	1" (7/8")	\$849
--------------------------	---------	------	-------	--------------------------	---------	-----------	-------

Cube Gel

Provide even pressure relief for the client across the entire surface.

<input type="checkbox"/>	067YM36	1/2" (9/16")	\$546
--------------------------	---------	--------------	-------

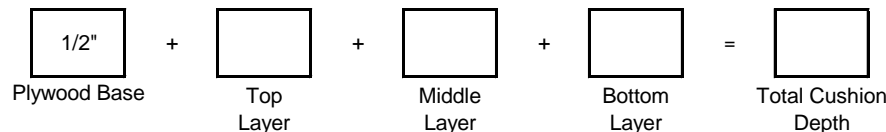
STEP 7 (Continued)

SELECT SEAT UPHOLSTERY

Middle Layer							
High-Resiliency (HR) Foam - 50 or 70							
Durable, high quality foam encourages proper positioning.							
<input type="checkbox"/>	067YO01	1/2"	\$25	<input type="checkbox"/>	067YO05	2 1/2"	\$121
<input type="checkbox"/>	067YO02	1"	\$50	<input type="checkbox"/>	067YO06	3"	\$145
<input type="checkbox"/>	067YO03	1 1/2"	\$74	<input type="checkbox"/>	067YO07	3 1/2"	\$168
<input type="checkbox"/>	067YO04	2"	\$98	<input type="checkbox"/>	067YO08	4"	\$193
T Foam - Extra-Soft or Soft							
Memory foam technology designed to evenly distribute pressure and minimize heat build-up.							
<input type="checkbox"/>	067YO26	1/2"	\$25	<input type="checkbox"/>	067YO29	2"	\$98
<input type="checkbox"/>	067YO27	1"	\$50	<input type="checkbox"/>	067YO30	2 1/2"	\$121
<input type="checkbox"/>	067YO28	1 1/2"	\$74	<input type="checkbox"/>	067YO31	3"	\$145
Sunmate (Visco) Foam - Extra-Soft, Medium, Medium-Soft, or Firm							
Viscoelastic "memory" foam conforms to the client to distribute weight evenly for pressure reduction and maximum comfort.							
<input type="checkbox"/>	067YO09	1/2"	\$55	<input type="checkbox"/>	067YO13	2 1/2"	\$273
<input type="checkbox"/>	067YO10	1"	\$109	<input type="checkbox"/>	067YO14	3"	\$327
<input type="checkbox"/>	067YO11	1 1/2"	\$164	<input type="checkbox"/>	067YO15	3 1/2"	\$382
<input type="checkbox"/>	067YO12	2"	\$219	<input type="checkbox"/>	067YO16	4"	\$436
Pudgee Foam							
Extra soft foam with a gel-like consistency conforms to the client and wicks moisture away from the body.							
<input type="checkbox"/>	067YO17	1/2"	\$182				
<input type="checkbox"/>	067YO18	1"	\$363				
<input type="checkbox"/>	067YO19	1 1/2"	\$546				
Akton Gel							
Provide even pressure relief for the client across the entire surface.							
<input type="checkbox"/>	067YO34	1/2"	\$487	<input type="checkbox"/>	067YO36	1" (7/8")	\$849
Cube Gel							
Provide even pressure relief for the client across the entire surface.							
<input type="checkbox"/>	067YO37	1/2" (9/16")	\$546				

Bottom Layer							
High-Resiliency (HR) Foam - 50 or 70							
Durable, high quality foam encourages proper positioning.							
<input type="checkbox"/>	067YQ01	1/2"	\$25	<input type="checkbox"/>	067YQ05	2 1/2"	\$121
<input type="checkbox"/>	067YQ02	1"	\$50	<input type="checkbox"/>	067YQ06	3"	\$145
<input type="checkbox"/>	067YQ03	1 1/2"	\$74	<input type="checkbox"/>	067YQ07	3 1/2"	\$168
<input type="checkbox"/>	067YQ04	2"	\$98	<input type="checkbox"/>	067YQ08	4"	\$193
T Foam - Extra-Soft or Soft							
Memory foam technology designed to evenly distribute pressure and minimize heat build-up.							
<input type="checkbox"/>	067YQ26	1/2"	\$25	<input type="checkbox"/>	067YQ29	2"	\$98
<input type="checkbox"/>	067YQ27	1"	\$50	<input type="checkbox"/>	067YQ30	2 1/2"	\$121
<input type="checkbox"/>	067YQ28	1 1/2"	\$74	<input type="checkbox"/>	067YQ31	3"	\$145
Sunmate (Visco) Foam - Extra-Soft, Medium, Medium-Soft, or Firm							
Viscoelastic "memory" foam conforms to the client to distribute weight evenly for pressure reduction and maximum comfort.							
<input type="checkbox"/>	067YQ09	1/2"	\$55	<input type="checkbox"/>	067YQ13	2 1/2"	\$273
<input type="checkbox"/>	067YQ10	1"	\$109	<input type="checkbox"/>	067YQ14	3"	\$327
<input type="checkbox"/>	067YQ11	1 1/2"	\$164	<input type="checkbox"/>	067YQ15	3 1/2"	\$382
<input type="checkbox"/>	067YQ12	2"	\$219	<input type="checkbox"/>	067YQ16	4"	\$436
Pudgee Foam							
Extra soft foam with a gel-like consistency conforms to the client and wicks moisture away from the body.							
<input type="checkbox"/>	067YQ17	1/2"	\$182				
<input type="checkbox"/>	067YQ18	1"	\$363				
<input type="checkbox"/>	067YQ19	1 1/2"	\$546				
Akton Gel							
Provide even pressure relief for the client across the entire surface.							
<input type="checkbox"/>	067YQ33	1/2"	\$487	<input type="checkbox"/>	067YQ35	1" (7/8")	\$849
Cube Gel							
Provide even pressure relief for the client across the entire surface.							
<input type="checkbox"/>	067YQ36	1/2" (9/16")	\$546				

Cushion Depth Calculator

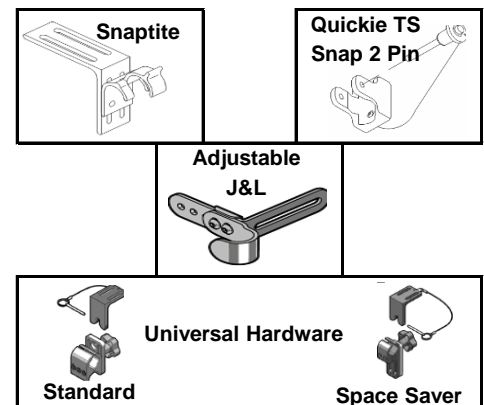


STEP 8

SELECT SEAT HARDWARE

Seat Hardware - E2609

Seat Hardware	With Seat to Back Hardware	Without Seat to Back Hdw
Snaptitle 1" STD (Transit Approved)	<input type="checkbox"/> 067ZE50 \$217.00	<input type="checkbox"/> 067ZE11 \$432.00
Snaptitle 1 1/2" Drop	<input type="checkbox"/> 067ZE51 \$217.00	<input type="checkbox"/> 067ZE14 \$432.00
Snaptitle 3" Drop	<input type="checkbox"/> 067ZE52 \$217.00	<input type="checkbox"/> 067ZE16 \$432.00
Quickie TS Snap 2 pin	<input type="checkbox"/> 067ZE53 \$139.00	<input type="checkbox"/> 067ZE13 \$231.00
Quickie TS Snap 4 pin (Transit Approved)	<input type="checkbox"/> 067ZE54 \$139.00	<input type="checkbox"/> 067ZE22 \$231.00
Flush Hooks	<input type="checkbox"/> 067ZE65 \$103.00	<input type="checkbox"/> 067ZE66 \$207.00
Universal Transit Standard	<input type="checkbox"/> 067ZE56 \$363.00	<input type="checkbox"/> 067ZE41 \$727.00
Universal Transit Space Saver	<input type="checkbox"/> 067ZE57 \$363.00	<input type="checkbox"/> 067ZE42 \$727.00
Adjustable J&L (J-2 Hole & L-6 Hole) Std	<input type="checkbox"/> 067ZE55 \$103.00	<input type="checkbox"/> 067ZE40 \$207.00
Adjustable J&L (Std) w/ Shurlock Rel/Fixed		<input type="checkbox"/> 067ZE62 \$327.00
Adjustable J&L (Std) w/ Shurlock Release	<input type="checkbox"/> 067ZE63 \$199.00	<input type="checkbox"/> 067ZE64 \$399.00
Omit Seat Hardware	<input type="checkbox"/> 067ZE17 N/C	



Note: Space saver hardware will be used for any seat under 14" Wide

STEP 9

SELECT SUPPORTS

Head Support - E0955

Pad Style

<input type="checkbox"/>	067ZH14	8" Plush	\$186.00
<input type="checkbox"/>	067ZH15	10" Plush	\$186.00
<input type="checkbox"/>	067ZH16	14" Plush	\$201.00
<input type="checkbox"/>	067ZH17	19" Plush	\$267.00
<input type="checkbox"/>	067ZH18	Standard Adjust-a-Plush	\$301.00
<input type="checkbox"/>	067ZH24	Medium Adjust-a-Plush	\$301.00
<input type="checkbox"/>	067ZH19	Narrow Adjust-a-Plush	\$301.00
<input type="checkbox"/>	067ZH20	Small Contour Cradle	\$151.00
<input type="checkbox"/>	067ZH21	Med Contour Cradle	\$166.00
<input type="checkbox"/>	067ZH22	Large Contour Cradle	\$180.00
<input type="checkbox"/>		Omit*	N/C

Pad Cover

<input type="checkbox"/>	067Y024	Lycra	N/C
<input type="checkbox"/>	067Y025	Reverse Dartex	N/C

Mounting System - E1028

<input type="checkbox"/>	067ZK08	ONYX Detachable Bracket	\$203.00
<input type="checkbox"/>	067ZK09	ONYX Detachable w/offset vertical bar	\$209.00
<input type="checkbox"/>	067ZK10	AXYS Detachable Bracket	\$296.00
<input type="checkbox"/>	067ZK11	LINX Detachable Bracket	\$337.00
<input type="checkbox"/>	067ZK13	LINX2 Detachable Bracket	\$436.00
<input type="checkbox"/>	067ZK12	COBRA Detachable Bracket	\$388.00

Mounting Plate

<input type="checkbox"/>	067JD01	Universal Mounting Plate	\$99.00
<input type="checkbox"/>	067JD02	Swing Away Plate	\$63.00

Dynamic Forehead Strap

<input type="checkbox"/>	067JE01	Dynamic Forehead Strap Adult	\$215.00
--------------------------	---------	------------------------------	----------

* Note: When the headrest is omitted, back includes t-nuts for headrest.

Lateral Thoracic Supports - E0956

Bracket Style - Pair

<input type="checkbox"/>	067ZS01	Fixed	\$121.00
<input type="checkbox"/>	067ZS02	Swing Away E1028	\$485.00
<input type="checkbox"/>	067ZS08	Omit	N/C

Bracket Offset

<input type="checkbox"/>	067ZT04	Flush	N/C
<input type="checkbox"/>	067ZT05	1" Offset	N/C
<input type="checkbox"/>	067ZT06	2" Offset	N/C

Bracket Profile

<input type="checkbox"/>	067JG01	Standard - 1"	N/C
<input type="checkbox"/>	067JG02	Medium - 2"	N/C
<input type="checkbox"/>	067JG03	High - 3"	N/C

Additional Hardware/Options

<input type="checkbox"/>	067ZY05	Quick Adjustable (summer/winter)	\$273.00
<input type="checkbox"/>	067ZY11	Hdw Bracket Covers	\$74.00

Pad Size - Sold as Pair ‡

<input type="checkbox"/>	067ZV33	3"H x 3"L	\$152.00
<input type="checkbox"/>	067ZV01	3"H x 4"L	\$152.00
<input type="checkbox"/>	067ZV02	3"H x 5"L	\$152.00
<input type="checkbox"/>	067ZV03	3"H x 6"L	\$152.00
<input type="checkbox"/>	067ZV05	4"H x 5"L	\$152.00
<input type="checkbox"/>	067ZV06	4"H x 6"L	\$152.00
<input type="checkbox"/>	067ZV13	5"H x 6"L	\$152.00

Made To Order
 ___ H x ___ L ___ Thick* \$212.00

* Foam thickness only

‡ Standard foam is 1/2" medium Sunmate for a total pad width of 3/4" (1/4" base).

Pad Style

<input type="checkbox"/>	067ZU01	Flat D	N/C
<input type="checkbox"/>	067ZU02	Curved D	N/C
<input type="checkbox"/>	067ZU08	Taper Style Pad	N/C

Spacers

<input type="checkbox"/>	067ZY10	1/4" Per Side	\$19.00
<input type="checkbox"/>	067ZY06	1/2" Per Side	\$36.00
<input type="checkbox"/>	067ZY07	1" Per Side	\$73.00
<input type="checkbox"/>	067ZY08	1 1/2" Per Side	\$109.00
<input type="checkbox"/>	067ZY09	2" Per Side	\$145.00

Lateral Thoracic Support Modifications

<input type="checkbox"/>	067ZY12	Add Waterfall Foam	\$61.00
<input type="checkbox"/>	067ZY13	1/2" Pudgee Foam	\$182.00
<input type="checkbox"/>	067ZY14	1/4" Gel	\$182.00
<input type="checkbox"/>	067ZY15	Metal Base (NA w/ 3"HX3"L & Taper Style Pad)	\$73.00

Lateral Pelvic Supports - E0956

Bracket Style - Pair

<input type="checkbox"/>	067XO01	Fixed	\$121.00
<input type="checkbox"/>	067XO04	Removable E1028	\$485.00
<input type="checkbox"/>	067XO05	Omit	N/C

Bracket Offset

<input type="checkbox"/>	067X01	Flush	N/C
<input type="checkbox"/>	067X02	1" Offset	N/C
<input type="checkbox"/>	067X03	2" Offset	N/C

Bracket Profile

<input type="checkbox"/>	067JG04	Standard - 1"	N/C
<input type="checkbox"/>	067JG05	Medium - 2"	N/C
<input type="checkbox"/>	067JG06	High - 3"	N/C

Pad Size - Sold as Pair ‡

<input type="checkbox"/>	067XR01	3"H x 4"L	\$158.00
<input type="checkbox"/>	067XR05	4"H x 5"L	\$158.00
<input type="checkbox"/>	067XR06	4"H x 6"L	\$158.00
<input type="checkbox"/>	067XR11	5"H x 6"L	\$158.00
<input type="checkbox"/>	067XR10	Made To Order ___ H x ___ L ___ Thick*	\$219.00

* Foam thickness only

‡ Standard foam is 1/2" medium Sunmate for a total pad thickness of 1" (1/2" base).

067XR12 Made To Order Contour to Seat \$387.00

Lateral Pelvic Support Modifications

<input type="checkbox"/>	067XS10	Add Waterfall Foam	\$61.00
<input type="checkbox"/>	067XS11	1/2" Pudgee Foam	\$182.00

Spacers

<input type="checkbox"/>	067XS09	1/4" Per Side	\$19.00
<input type="checkbox"/>	067XS05	1/2" Per Side	\$36.00
<input type="checkbox"/>	067XS06	1" Per Side	\$73.00
<input type="checkbox"/>	067XS07	1 1/2" Per Side	\$109.00
<input type="checkbox"/>	067XS08	2" Per Side	\$145.00

STEP 9 (Continued)

SELECT SUPPORTS

Lateral Thigh/ Knee Supports - E0953

Bracket Style - Pair		
<input type="checkbox"/>	067XJ01	Fixed \$121.00
<input type="checkbox"/>	067XJ04	Removable E1028 \$485.00
<input type="checkbox"/>	067XJ05	Frame Mount Flip Down (Long) \$727.00
<input type="checkbox"/>	067XJ06	Omit N/C

Bracket Offset		
<input type="checkbox"/>	067XK05	Flush N/C
<input type="checkbox"/>	067XK06	1" Offset N/C
<input type="checkbox"/>	067XK07	2" Offset N/C

Not Available with Flip Down Style

Bracket Profile		
<input type="checkbox"/>	067JG07	Standard - 1" N/C
<input type="checkbox"/>	067JG08	Medium - 2" N/C
<input type="checkbox"/>	067JG09	High - 3" N/C

Not Available with Flip Down Style

Spacers		
<input type="checkbox"/>	067XN09	1/4" Per Side \$19.00
<input type="checkbox"/>	067XN05	1/2" Per Side \$36.00
<input type="checkbox"/>	067XN06	1" Per Side \$74.00
<input type="checkbox"/>	067XN07	1 1/2" Per Side \$109.00
<input type="checkbox"/>	067XN08	2" Per Side \$145.00

Not Available with Flip Down Style

Lateral Thigh/knee Support Modifications		
<input type="checkbox"/>	067XN10	Add Waterfall Foam \$61.00
<input type="checkbox"/>	067XN11	1/2" Pudgee Foam \$182.00

Pad Size - Pair†		
<input type="checkbox"/>	067XM01	3"H x 4"L \$158.00
<input type="checkbox"/>	067XM05	4"H x 5"L \$158.00
<input type="checkbox"/>	067XM06	4"H x 6"L \$158.00
<input type="checkbox"/>	067XM12	5"H x 6"L \$158.00
<input type="checkbox"/>	067XM13	3" Knee Pad* \$152.00
<input type="checkbox"/>	067XM14	4" Knee Pad* \$152.00
<input type="checkbox"/>	067XM10	Made To Order
	___ H x ___ L ___ Thick**	\$219.00

* Available with Flip Down Style Only

**Foam thickness only

† Standard foam is 1/2" medium Sunmate for a total pad thickness of 1" (1/2" base).

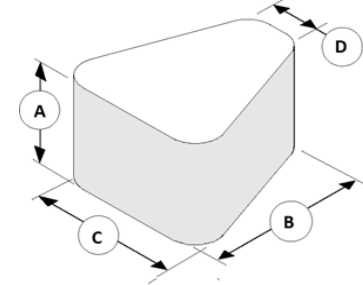
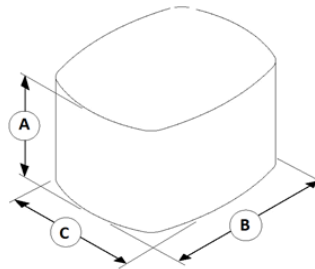
<input type="checkbox"/>	067XM11	Made To Order Contour to Seat	\$387.00
--------------------------	---------	-------------------------------	----------

Medial Thigh Abductor - E0957

Bracket Style		
<input type="checkbox"/>	067KH8	Push Button Flip Down E1028 \$330.00
<input type="checkbox"/>	067KH16	Pull Away Style E1028 \$383.00
<input type="checkbox"/>	067KH17	Omit N/C

Pad Style		
<input type="checkbox"/>	067KH9	Oval N/C
<input type="checkbox"/>	067KH10	Wedge N/C

Pad Size		
<input type="checkbox"/>	067KH4	Small (3x4x3) \$229.00
<input type="checkbox"/>	067KH5	Medium (4.5x5x3) \$229.00
<input type="checkbox"/>	067KH6	Large (5x5x4) \$229.00
<input type="checkbox"/>	067KH7	Made To Order See Diagram \$295.00



Made To Order Oval Sizes	
A. Height	
B. Length	
C. Width	

Made To Order Wedge Sizes	
A. Height	
B. Length	
C. Width Front	
D. Width Rear	

Medial Pad Modifications		
Standard: 1/2" SunMate Foam		
<input type="checkbox"/>	067KH18	1/2" Pudgee Foam \$200.00

Miscellaneous

Canopy (Black Vinyl - No Window)		
<input type="checkbox"/>	0678A69	11" - 12" \$303.00
<input type="checkbox"/>	0678A70	13" - 14" \$303.00
<input type="checkbox"/>	0678A71	15" - 16" \$303.00

See the SureFit™ Accessories Order Form an expanded listing of products.

STEP 10

CONFIRM AND SUBMIT

Notes