



Quickie 7^R

January 2020

EIR11

Mark For:

Submitting for:

Quote

Order

Date: _____

PO#: _____

Dealer Acct #: _____

Dealer: _____

Dealer Contact: _____

Dealer Address: _____

Dealer City: _____ ST: _____ ZIP: _____

Dealer Phone: () _____ Fax: () _____

Confirmation Email: _____

Confirm Via: Fax Email

ADDITIONAL SHIPPING INFORMATION

Ship To: _____

Attention: _____

Address: _____

Address: _____

Ship To City: _____ ST: _____ ZIP: _____

Ship To Phone: () _____ Fax: () _____

The **HCPCS CODES** herein are based on PDAC verification or interpretation of Medicare definitions and guidelines. Non-Medicare payers may accept alternative **HCPCS CODES**, including misc. codes to ensure access for their enrollees. The use of **HCPCS CODES** does not ensure coverage or payment.

✓	Option #	HCPCS	Definition	Price	✓	Option #	HCPCS	Definition	Price
---	----------	-------	------------	-------	---	----------	-------	------------	-------

1. FRAME

Base Model

Weight capacity 265 lbs

<input type="checkbox"/>	132WM88	K0005	Quickie 7 ^R - Adjustable Use E1235 for sizes 14" or less	\$2,545.00
--------------------------	---------	-------	--	------------

Performance Package (No substitutions, discount given on separate line)

<input type="checkbox"/>	132QD01		Single Sided Fork	\$170.00
			Ultra Lightweight Wheel	\$250.00
			Schwalbe Marathon Plus Evolution	\$125.00
			Compact Wheel Lock	\$140.00
			Retail Value	\$685.00
			Package Price	\$595.00

Ultra Lite Package (No substitutions, discount given on separate line)

<input type="checkbox"/>	132QD02		Ultra Lite Seat Sling	\$100.00
			Ultra Lightweight Wheel	\$250.00
			Schwalbe Speed Run Tire	\$125.00
			Compact Wheel Lock	\$140.00
			Retail Value	\$645.00
			Package Price	\$525.00

Frame Angle

See **FIGURE 1** Measure from front frame to floor.

<input type="checkbox"/>	132FA1		75°	NC
<input type="checkbox"/>	132FA8		80°	NC
<input type="checkbox"/>	132FA2		85°	NC

Frame Inset Per Side

See **FIGURE 2** Frame Inset is the distance from the outside of the seat tube to the outside of the footrest.

<input type="checkbox"/>	132FF1		0"	NC
<input type="checkbox"/>	132FF2		1" (N/A w/ 12" wide)	NC
<input type="checkbox"/>	132FF3		2" (N/A with 12" & 13" wide)	NC

Frame Style

See **FIGURE 3** Measurement for set up.

<input type="checkbox"/>	132FS9		Standard	NC
<input type="checkbox"/>	132FS34		Classic	NC

* **Standard Frame** - Seat Sling to front frame bend angle is 1.5" shorter than the classic position. **Classic Frame** - Traditional seat sling to front frame bend angle dimensions. Front of back cane post to front edge of seat sling will remain the same for both Standard and Classic.

Frame - Direct Mount Wheel Lock (Optional)

Only available with Compact Wheel Lock, 0° & 3° Camber and 24-25 rear wheels. No mounting clamp hardware, N/A with Aluminum or carbon fiber sideguards. N/A with mountain tires or rear suspension. N/A in 12"-15" seat depths. N/A with height adjustable armrests.

<input type="checkbox"/>	132WH13		Direct Mount Wheel Lock	NC
--------------------------	---------	--	-------------------------	----

Transit

<input type="checkbox"/>	132TO45	K0108	Transit System	\$320.00
--------------------------	---------	-------	----------------	----------

Figure 1

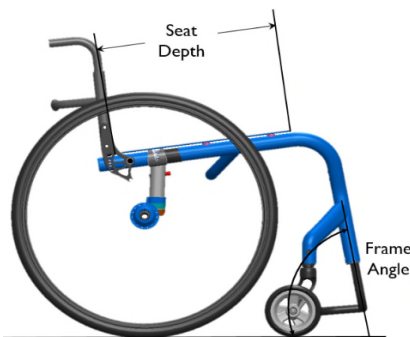


Figure 2

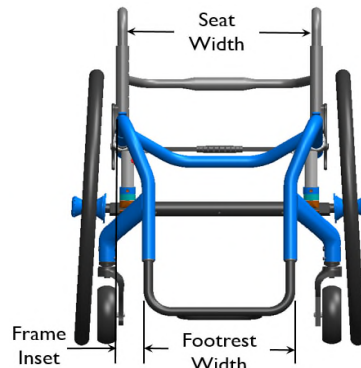



Figure 3



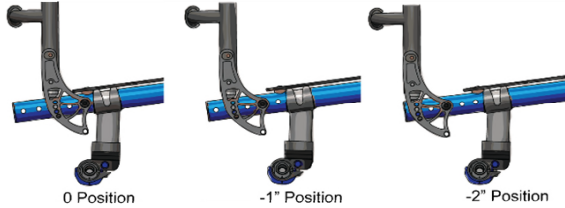
2. SIZE / SEATING

Depth Adjustable Backrest (Optional)

See **Figure 4** Depth Adjust Backrest extends the frame rear of the seat sling, select a factory setting.

<input type="checkbox"/>	132DP02	0 Setting Backrest at standard position, field adjustable to -1" or -2"	\$165.00
<input type="checkbox"/>	132DP03	-1 Setting Backrest -1" offset, field adjustable to flush or -2"	\$165.00
<input type="checkbox"/>	132DP04	-2 Setting Backrest -2" offset, field adjustable to flush or -1"	\$165.00

Figure 4



Seat Width

See **FIGURE 5** Measure from outside of seat tube to the outside of opposite seat tube.

<input type="checkbox"/>	132S3	12"	NC	<input type="checkbox"/>	132S8	17"	NC
<input type="checkbox"/>	132S4	13"	NC	<input type="checkbox"/>	132S9	18"	NC
<input type="checkbox"/>	132S5	14"	NC	<input type="checkbox"/>	132S10	19"	NC
<input type="checkbox"/>	132S6	15"	NC	<input type="checkbox"/>	132S48	20"	\$500.00
<input type="checkbox"/>	132S7	16"	NC			(E2201)	

Seat Depth

See **FIGURE 6** Measure from front of back post to front edge of seat sling. Seat sling is 1" shorter than depth ordered, but actual seat depth will remain the same as ordered.

<input type="checkbox"/>	132SD5	12"	NC	<input type="checkbox"/>	132SD10	17"	NC
<input type="checkbox"/>	132SD6	13"	NC	<input type="checkbox"/>	132SD11	18"	NC
<input type="checkbox"/>	132SD7	14"	NC	<input type="checkbox"/>	132SD12	19"	NC
<input type="checkbox"/>	132SD8	15"	NC	<input type="checkbox"/>	132SD13	20"	\$550.00
<input type="checkbox"/>	132SD9	16"	NC			(E2203)	

Figure 5

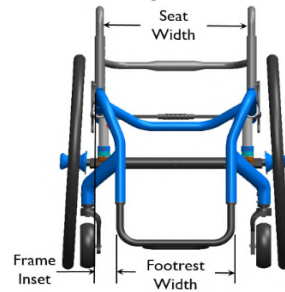
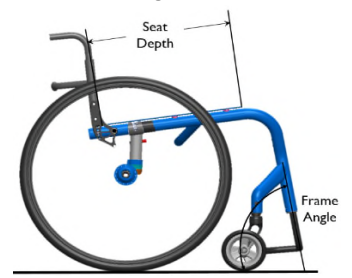


Figure 6



Seating Systems

<input type="checkbox"/>	132OP01	Standard Seat Sling	NC
<input type="checkbox"/>	132OP02	Ultra Seat Sling Available 14" to 18" Widths and Depths. Ultra Seat Sling will be ~1/4" less than requested seat height value.	\$100.00
<input type="checkbox"/>	132OP04	Omit Seat Sling Frame will come with holes & rivnuts	NC

Cushion

<input type="checkbox"/>	132CU1	K0669	2" Cushion	\$150.00
--------------------------	--------	-------	------------	----------

JAY Cushions (Optional)

To order any JAY cushions on-chair, please see the JAY price list.

Cushion name or part number must be filled out with desired width and depth

<input type="checkbox"/>	132JC20	JAY Bundled Cushion Cushion Name or Part # Width: _____ Depth: _____	Price List
--------------------------	---------	--	------------


3. CASTERS / SEAT HEIGHT

Front Seat Height

See **FIGURE 7** Measure from the front of the seat rail to the floor.

<input type="checkbox"/>	132SH14	16.0"	NC	<input type="checkbox"/>	132SH20	18.5"	NC
<input type="checkbox"/>	132SH15	16.5"	NC	<input type="checkbox"/>	132SH21	19.0"	NC
<input type="checkbox"/>	132SH16	17.0"	NC	<input type="checkbox"/>	132SH23	19.5"	NC
<input type="checkbox"/>	132SH17	17.5"	NC	<input type="checkbox"/>	132SH24	20.0"	NC
<input type="checkbox"/>	132SH18	18.0"	NC	<input type="checkbox"/>	132SH26	20.5"	NC
				<input type="checkbox"/>	132SH27	21.0"	NC

Figure 7



Caster Wheels

<input type="checkbox"/>	132CW1		3" Micro	NC
<input type="checkbox"/>	132CW3		4" Low Profile Polyurethane	NC
<input type="checkbox"/>	132CW31		4" Micro Lighted	\$70.00
<input type="checkbox"/>	132CW72		4" x 1" Aluminum Poly	\$110.00
<input type="checkbox"/>	132CW44	E2219	4" x 1.25 Semi Pneumatic	\$55.00
<input type="checkbox"/>	132CW64		4" x 1.5" Aluminum Soft Roll	\$185.00
<input type="checkbox"/>	132CW5		5" Low Profile Polyurethane	NC
<input type="checkbox"/>	132CW51		5" Micro Lighted	\$85.00
<input type="checkbox"/>	132CW6	E2219	5" Soft Roll (Grey) -N/A w/Frog Legs	\$90.00
<input type="checkbox"/>	132CW65		5" x 1" Aluminum Poly	\$110.00
<input type="checkbox"/>	132CW7	E2219	5" x 1.5" Semi Pneumatic	\$85.00
<input type="checkbox"/>	132CW66		5" x 1.5" Aluminum Soft Roll	\$195.00
<input type="checkbox"/>	132CW34		6" Poly	NC
<input type="checkbox"/>	132CW33	E2214 E2215	6" Pneumatic	\$75.00
<input type="checkbox"/>	132CW35	E2219	6" x 1.5" Semi Pneumatic	\$85.00
<input type="checkbox"/>	132CW68		6" x 1.5" Aluminum Soft Roll	\$205.00

Caster Fork and Suspension

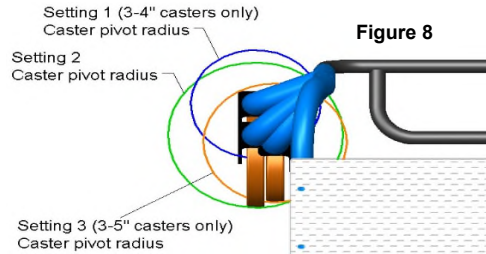
<input type="checkbox"/>	132CF65		Multiple Position	NC
<input type="checkbox"/>	132CF69		Multiple Position Single Sided Fork	\$170.00
<input type="checkbox"/>	132CF53	E1015	Frog Legs 0 weight to 100 lbs.	\$435.00
<input type="checkbox"/>	132CF54	E1015	Frog Legs 101 lbs. weight to 190 lbs.	\$435.00
<input type="checkbox"/>	132CF55	E1015	Frog Legs 191 lbs. weight to 265 lbs.	\$435.00

3. CASTERS / SEAT HEIGHT (CONT)

Caster Housing Position

See **FIGURE 8**. See Appendix for example.

<input type="checkbox"/>	132LH01	Setting 1 Suggested for 3" & 4" casters. For 2" Inset N/A w/ setting 1	NC
<input type="checkbox"/>	132LH02	Setting 2 Suggested for 5" & 6" casters.	NC
<input type="checkbox"/>	132LH03	Setting 3 N/A w/ 6" casters	NC



4. REAR WHEELS / SEAT HEIGHT

Rear Seat Height

RSH 13"-15.5" only w/ 20" Rear Wheel.

RSH 15"-15.5" Only w/ 20, 22 or 24" w/HP Clincher Rear Wheel.

RSH 16"-16.5" N/A w/ 24, 25 & 26" Rear Wheels and Rear Suspension

<input type="checkbox"/>	132RH11	13.0" (N/A w/ Rear Suspension)	NC
<input type="checkbox"/>	132RH12	13.5" (N/A w/ Rear Suspension)	NC
<input type="checkbox"/>	132RH13	14.0"	NC
<input type="checkbox"/>	132RH14	14.5"	NC
<input type="checkbox"/>	132RH15	15.0"	NC
<input type="checkbox"/>	132RH16	15.5"	NC
<input type="checkbox"/>	132RH17	16.0"	NC
<input type="checkbox"/>	132RH18	16.5"	NC
<input type="checkbox"/>	132RH19	17.0"	NC
<input type="checkbox"/>	132RH26	17.5"	NC
<input type="checkbox"/>	132RH20	18.0"	NC
<input type="checkbox"/>	132RH27	18.5"	NC
<input type="checkbox"/>	132RH21	19.0"	NC
<input type="checkbox"/>	132RH37	19.5"	NC
<input type="checkbox"/>	132RH22	20.0" (N/A w/ Rear Suspension)	NC

Camber

<input type="checkbox"/>	132CI1	0°	NC
<input type="checkbox"/>	132CI2	3°	NC
<input type="checkbox"/>	132CI4	6° (N/A w/ 5 spk Mag wheel)	NC

Xtender Power Assist

RSH 16.5"-19" with 22" wheels, RSH 17.5"-20" with 24" wheels 0 camber, pneumatic tire. 22" & 24" wheels only. Anti-Tips no charge. N/A w/ Transit and 4-link Suspension. Dual Drive mode available with B4ME

<input type="checkbox"/>	132XT6	E0986	22" Xtender Power Assist JWX-2 NICKEL	\$8,045.00
<input type="checkbox"/>	132XT7	E0986	22" Xtender Power Assist JWX-2 LITHIUM	\$8,845.00
<input type="checkbox"/>	132XT4	E0986	24" Xtender Power Assist JWX-2 NICKEL	\$8,045.00
<input type="checkbox"/>	132XT5	E0986	24" Xtender Power Assist JWX-2 LITHIUM	\$8,845.00

Please select one of the following handrim options

<input type="checkbox"/>	132XH5	Plastic Coated	NC
<input type="checkbox"/>	132XH6	Stainless Steel	NC

Xtender - Other Options

<input type="checkbox"/>	132XA10	Spare NiMH Power Pack - NICKEL	\$1,395.00
<input type="checkbox"/>	132XA11	Spare Li-ion Power Pack - LITHIUM	\$1,795.00

Xtender Wheel Options

<input type="checkbox"/>	132XA8		SPARE 22" Lite Spoke Pneu Alum	NC
<input type="checkbox"/>	132XA9	E2211 E2213	SPARE 22" Lite Spoke Pneu Plastic	\$200.00
<input type="checkbox"/>	132XA2		SPARE 24" Lite Spoke Pneu Alum	NC
<input type="checkbox"/>	132XA4	E2211 E2213	SPARE 24" Lite Spoke Pneu Plastic	\$200.00

Rear Wheel

Ultra Lightweight only available w/ Aluminum Handrim. Contact Built 4 Me for Spinergy color options

<input type="checkbox"/>	132RW103	20" Mag Wheel 5 Spoke	NC
<input type="checkbox"/>	132RW104	22" Mag Wheel 5 Spoke	NC
<input type="checkbox"/>	132RW102	24" Mag Wheel 5 Spoke	NC
<input type="checkbox"/>	132RW90	20" Lite Spoke	\$200.00
<input type="checkbox"/>	132RW91	22" Lite Spoke	\$200.00
<input type="checkbox"/>	132RW92	24" Lite Spoke	NC
<input type="checkbox"/>	132RW93	25" Lite Spoke	NC
<input type="checkbox"/>	132RW94	26" Lite Spoke	\$200.00
<input type="checkbox"/>	132RW06	22" Ultra Lightweight Spoke Wheel	\$250.00
<input type="checkbox"/>	132RW10	24" Ultra Lightweight Spoke Wheel	\$250.00
<input type="checkbox"/>	132RW16	25" Ultra Lightweight Spoke Wheel	\$250.00
<input type="checkbox"/>	132RW28	22" Spinergy SPOX Black Spokes	\$845.00
<input type="checkbox"/>	132RW95	24" Spinergy SPOX Black Spokes	\$845.00
<input type="checkbox"/>	132RW96	25" Spinergy SPOX Black Spokes	\$845.00
<input type="checkbox"/>	132RW97	26" Spinergy SPOX Black Spokes	\$845.00
<input type="checkbox"/>	132RW32	22" Spinergy LX Black Spokes	\$1,060.00
<input type="checkbox"/>	132RW98	24" Spinergy LX Black Spokes	\$1,060.00
<input type="checkbox"/>	132RW99	25" Spinergy LX Black Spokes	\$1,060.00
<input type="checkbox"/>	132RW40	26" Spinergy LX Black Spokes	\$1,060.00
<input type="checkbox"/>	132RW50	24" Mountain	\$250.00

Rear Wheel Tire

<input type="checkbox"/>	132RT1		Pneumatic	NC
<input type="checkbox"/>	132RT2	E2211 E2213	Pneumatic Airless Insert N/A with Xtender	\$85.00
<input type="checkbox"/>	132RT3		Full Poly Tire	NC
<input type="checkbox"/>	132RT38	E2218	SHOX Performance Poly	\$95.00
<input type="checkbox"/>	132RT39	E2211 E2212	High-Pressure Clincher Black	\$95.00
<input type="checkbox"/>	132RT21	E2211 E2212	Schwalbe Marathon Plus Evolution	\$140.00
<input type="checkbox"/>	132RT27	E2211 E2212	Knobby V-TRAK by Kenda	\$95.00
<input type="checkbox"/>	132RT12	E2211 E2212	Mountain Only available in 24"	\$95.00
<input type="checkbox"/>	132RT28	E2211 E2212	Schwalbe Speed Run Tire	\$140.00

Front to Rear Seat Height Matrix

12" Seat Depth	2.5" Max Front to Rear Seat Hgt.
13", 14" Seat Depth	3.0" Max Front to Rear Seat Hgt.
15", 16" Seat Depth	3.5" Max Front to Rear Seat Hgt.
17", 18" Seat Depth	4.0" Max Front to Rear Seat Hgt.
19", 20" Seat Depth	4.5" Max Front to Rear Seat Hgt.

4. REAR WHEELS / SEAT HEIGHT (CONT)

Tire	Wheel			
	5 Spoke Mag	Lite Spoke	Ultra Lightweight	Spinergy
Pneumatic	20,22,24	20,22,24,26		22,24,26
Pneumatic w/ Airless Insert	20,22,24	20,22,24,26		22,24,26
Full Poly	20,22,24	20,22,24		
SHOX Performance Poly	20,22,24	20,22,24,25		24,25
High-Pressure Clinch Blk		22,24,26	22,24	22,24,26
Schwalbe Marathon		24,25,26	22,24,25	24,25,26
Knobby V Trak by Kenda		24		24
Schwalbe Speed Run		24,25	24,25	24,25
20" = 451 mm 22" = 501 mm 24" = 540 mm 25" = 559 26" = 590				

Handrim

Natural Fit Handrims only available in 22", 24", & 25".

Natural Fit w/ 5 spoke MAG only available in 24". See APPENDIX 11 for matrix

<input type="checkbox"/>	132HR1	Aluminum Anodized	NC
<input type="checkbox"/>	132HR4	Plastic Coated N/A w/ 25" & 26" Lite Spoke Wheels	\$110.00
<input type="checkbox"/>	132HR22	Natural Fit - Standard Grip	\$445.00
<input type="checkbox"/>	132HR23	Natural Fit - Super Grip	\$495.00
<input type="checkbox"/>	132HR25	Natural Fit - No Thumb Grip	\$385.00
<input type="checkbox"/>	132HR30	Natural Fit LT - Standard Grip	\$445.00
<input type="checkbox"/>	132HR31	Natural Fit LT - Super Grip	\$495.00
<input type="checkbox"/>	132HR32	Natural Fit LT - No Thumb Grip	\$385.00
<input type="checkbox"/>	132HR26	The Surge - Oval w/Gription Strip	\$400.00
<input type="checkbox"/>	132HR27	The Surge LT - Oval w/Gription Strip	\$430.00
<input type="checkbox"/>	132HR28	Q-Grip Neoprene Coated	\$350.00
<input type="checkbox"/>	132HR24	Spinergy Flex Rim Only available on Spinergy LX wheels 24" & 25"	\$700.00
<input type="checkbox"/>	132HR7	Omit Handrim N/A w/ Ultra Lightweight Wheels	NC

Axle

<input type="checkbox"/>	132AX1	Quick Release Steel	NC
<input type="checkbox"/>	132AX13	Quad Quick Release Steel Only available with Mountain Whls	\$125.00

Axle Plate

Extended COG N/A w/ Xtender Power Assist

<input type="checkbox"/>		Adjustable COG (1"-4")	NC
<input type="checkbox"/>		Adjustable Extended COG (0"-3")	NC

Rear Suspension (Optional)

<input type="checkbox"/>	4-Link Rear Suspension COG (0"-3") Single Post only available up to 2" COG. Plastic Side Guards only available up to 2.5" COG. N/A w/Xtender		
<input type="checkbox"/>	132SV08	Weight from 0 lbs to 175 lbs	\$625.00
<input type="checkbox"/>	132SV09	Weight from 176 lbs. to 265 lbs	\$625.00

Center of Gravity Preset

Measure from front of back post to the center of rear axle. Xtender 1" - 4"

<input type="checkbox"/>	132CC12	0"	NC
<input type="checkbox"/>	132CC1	.5"	NC
<input type="checkbox"/>	132CC2	1.0"	NC
<input type="checkbox"/>	132CC3	1.5"	NC
<input type="checkbox"/>	132CC4	2.0"	NC
<input type="checkbox"/>	132CC5	2.5"	NC
<input type="checkbox"/>	132CC6	3.0"	NC
<input type="checkbox"/>	132CC7	3.5"	NC
<input type="checkbox"/>	132CC8	4.0"	NC

5. WHEEL LOCKS

Wheel Lock

Not all wheel locks available in all seat depths, wheel size, or COG

<input type="checkbox"/>	132WL1	High Mount Push	NC
<input type="checkbox"/>	132WL2	High Mount Pull	NC
<input type="checkbox"/>	132WL45	Ergo Scissor	NC
<input type="checkbox"/>	132WL30	Compact	\$140.00
<input type="checkbox"/>	132WL10	Omit Wheel Lock	NC

Wheel Lock Options

<input type="checkbox"/>	132WL12	Do Not Mount	NC
--------------------------	---------	--------------	----

Extension Handle

Ext. handles only available with high mount push or pull wheel locks

<input type="checkbox"/>	132EH7	E0961	Extension Handle (Pair)	\$75.00
--------------------------	--------	-------	-------------------------	---------

6. FOOTREST OPTIONS

Footrest

Angle Adjustable Flip Back N/A w/ 19-20 wide w/ 0" inset. Some Flip back configurations won't allow 2" ground clearance and will need to raise up.

Flip back not available Caster setting 1" & 2" inset.

<input type="checkbox"/>	132F229	Aluminum Tubular	NC
<input type="checkbox"/>	132F274	Aluminum Tubular w/ Snap On Cover	\$30.00
<input type="checkbox"/>	132F276	K0040 Angle Adjustable Flip Back	\$185.00
<input type="checkbox"/>	132F325	Angle Adjustable FB Carbon Fiber	\$185.00
<input type="checkbox"/>	132F51	K0040 Platform Footrest	\$95.00
<input type="checkbox"/>	132F111	K0040 Ultra Lite Platform Footrest N/A w/ 14" wide and 2" inset, N/A w/ 19-20 wide w/ 0" inset	\$115.00
<input type="checkbox"/>	132F323	Platform Carbon Fiber footrest Not available on 19"-20" W	\$135.00

Adaptive Platform Spacer

N/A with Aluminum Tubular or Ultra Lite Platform.

<input type="checkbox"/>	132AD1	Adaptive Platform 2" Spacer	\$95.00
<input type="checkbox"/>	132AD2	Adaptive Platform 4" Spacer	\$95.00
<input type="checkbox"/>	132AD3	Adaptive Platform 6" Spacer	\$95.00

Footrest Options

<input type="checkbox"/>	132DI08	High Mount Ext Tubes (N/A w/ Tubular footrest)	\$55.00
<input type="checkbox"/>	132DI03	K0038 Leg Strap	\$40.00
<input type="checkbox"/>	132DI04	K0038 Extra Leg Strap	\$40.00
<input type="checkbox"/>	132DI05	Gel Hanger Cover	\$105.00
<input type="checkbox"/>	132DI07	Neoprene Impact Guards	\$90.00
<input type="checkbox"/>	132DI02	Wear Pads	\$50.00
<input type="checkbox"/>	132DI06	Position Plates NA for Tubular Footrest	\$50.00

7. BACKREST

Back Type

Freestyle Backrest not available on Active Rigid chairs. See option 3 for details

<input type="checkbox"/>	132BT3	Non-Folding Angle Adjustable	NC
<input type="checkbox"/>	132BT96	Folding w/ Double Lock Down Angle Adj	NC
<input type="checkbox"/>	132BT121	Freestyle Backrest Non- folding	\$195.00
<input type="checkbox"/>	132BT122	Freestyle Backrest Folding	\$195.00

Choose Option 1 or 2

1. Aluminum Height Adjustable Backrest

<input type="checkbox"/>	132B110	Setting	10" - 14" Back Height	NC
			<input type="checkbox"/> 10 <input type="checkbox"/> 11 <input type="checkbox"/> 12 <input type="checkbox"/> 13 <input type="checkbox"/> 14	
<input type="checkbox"/>	132B127	Setting	12" - 16" Back Height	NC
			<input type="checkbox"/> 12 <input type="checkbox"/> 13 <input type="checkbox"/> 14 <input type="checkbox"/> 15 <input type="checkbox"/> 16	
<input type="checkbox"/>	132B111	Setting	14" - 18" Back Height	NC
			<input type="checkbox"/> 14 <input type="checkbox"/> 15 <input type="checkbox"/> 16 <input type="checkbox"/> 17 <input type="checkbox"/> 18	
<input type="checkbox"/>	132B137	Setting	16" - 20" Back Height	NC
			<input type="checkbox"/> 16 <input type="checkbox"/> 17 <input type="checkbox"/> 18 <input type="checkbox"/> 19 <input type="checkbox"/> 20	

OR

2. Ultra Lightweight Aluminum Fixed Backrest

Select back height. 8", 9", or 10" only available with omit push handles. 17", 18", or 19" only available with fold down push handles

<input type="checkbox"/>	132BB21	8"	\$75.00	<input type="checkbox"/>	132BB17	14"	\$75.00
<input type="checkbox"/>	132BB20	9"	\$75.00	<input type="checkbox"/>	132BB18	15"	\$75.00
<input type="checkbox"/>	132BB13	10"	\$75.00	<input type="checkbox"/>	132BB19	16"	\$75.00
<input type="checkbox"/>	132BB14	11"	\$75.00	<input type="checkbox"/>	132BB10	17"	\$75.00
<input type="checkbox"/>	132BB15	12"	\$75.00	<input type="checkbox"/>	132BB11	18"	\$75.00
<input type="checkbox"/>	132BB16	13"	\$75.00	<input type="checkbox"/>	132BB12	19"	\$75.00

Towel Bar

<input type="checkbox"/>	132QT01	Standard Style - 4" Offset	NC
<input type="checkbox"/>	132QT02	Low Profile - 2" Offset <i>Limited w/Solid Backs, Not suggested with 19" & 20" wide</i>	\$50.00

Push Handles

<input type="checkbox"/>	132PH6	Integral Push Handles	NC
<input type="checkbox"/>	132PH5	Fold Down Push Handles <i>N/A w/ 10"-14" adj height & 8"-10" fixed height N/A w/ standard upholstery</i>	\$100.00
<input type="checkbox"/>	132PH2	Omit Push Handles	NC

Backrest Upholstery

<input type="checkbox"/>	132BU1	Standard Upholstery	NC
<input type="checkbox"/>	132BU88	Standard Upholstery EXO	\$50.00
<input type="checkbox"/>	132BU70	E2611 Backrest Tension Adj Ballistic Nylon <i>*Reference 186BU70 for billing</i>	\$315.00
<input type="checkbox"/>	132BU71	E2611 Backrest Tension Adj 3DX Vented <i>*Reference 186BU71 for billing</i>	\$330.00
<input type="checkbox"/>	132BU89	E2611 Backrest Tension Adj EXO <i>*Reference XXXBU89 for billing</i>	\$330.00
<input type="checkbox"/>	132BU14	Omit Back Upholstery	-\$15.00

JAY J3 Back

<input type="checkbox"/>	132JB01	J3 Back <i>To order a J3 Back please select Omit Back Upholstery. See J3 Back Order Form for Part #'s. N/A w/Freestyleback</i>	Price List
--------------------------	---------	--	------------

Military Service Patches

<input type="checkbox"/>	132VU1	US Marines Patch	\$100.00
<input type="checkbox"/>	132VU2	US Army Patch	\$100.00
<input type="checkbox"/>	132VU3	US Navy Patch	\$100.00
<input type="checkbox"/>	132VU4	US Air Force Patch	\$100.00
<input type="checkbox"/>	132VU12	Coast Guard Patch	\$100.00
<input type="checkbox"/>	132VU5	Purple Heart Patch	\$100.00
<input type="checkbox"/>	132VU8	Purple Heart with Marines Patch	\$155.00
<input type="checkbox"/>	132VU9	Purple Heart with Army Patch	\$155.00
<input type="checkbox"/>	132VU10	Purple Heart with Navy Patch	\$155.00
<input type="checkbox"/>	132VU11	Purple Heart with Air Force Patch	\$155.00
<input type="checkbox"/>	132VU13	Purple Heart with Coast Guard Patch	\$155.00

Backrest Options

Telescoping Push Handles have Double "D" tubing to eliminate rotation.

<input type="checkbox"/>	132OD5	Narrow Backrest Inset <i>Backcanes 1" narrower than selected seat width. N/A with 12" Wide. N/A w/ Aluminum or Carbon Side Guards</i>	\$80.00
<input type="checkbox"/>	132A192	Telescoping Push Handles <i>Range of 13-19" from sling to handle</i>	\$215.00
<input type="checkbox"/>	132A195	Telescoping Push Handles - Tall <i>(25" from seat to push handle)</i>	\$215.00

Freestyle Backrest Option 3

Accessories such as head supports & lateral supports are not available with Freestyle backrest. The Freestyle back comes standard with a small lumbar positioning component Available with Plastic side guards and limited ranges with Carbon fiber sideguard with fender. Chair Seat depth will be reduced by 1" with backrest.

Backrest Type

<input type="checkbox"/>	132JB06	E2613 JAY J3 Back LT Aluminum <i>model (J3PAXXXYYZZ)</i>	\$535.00
<input type="checkbox"/>	132JB07	E2613 JAY J3 Back LT Carbon Fiber <i>model (J3CFPAXXXYYZZ)</i>	\$895.00

Backrest Width

<input type="checkbox"/>	132JQ01	14" Backrest Width	NC
<input type="checkbox"/>	132JQ02	16" Backrest Width	NC
<input type="checkbox"/>	132JQ03	18" Backrest Width	NC
<input type="checkbox"/>	132JQ04	20" Backrest Width	NC

Backrest Height

Medium size backrest not available in Carbon Fiber.

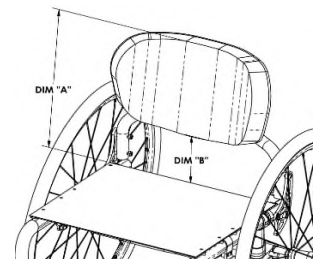
<input type="checkbox"/>	132QF04	Small 6.5" shell hgt, 9" back height	NC
<input type="checkbox"/>	132QF05	Medium 8" shell hgt, 10.5" back height	NC
<input type="checkbox"/>	132QF06	Tall 9.5" shell hgt, 12" back height	NC

Backrest Color

Not applicable with carbon fiber back or Zebra color.

<input type="checkbox"/>	132GZ01	Black	NC
<input type="checkbox"/>	132GZ02	Matching Frame- Standard Colors	NC
<input type="checkbox"/>	132GZ03	Matching Frame- Custom Color	\$50.00

Height Ranges	Dim "A"	Dim "B"
Small	12.0" - 14.5"	3.0" - 5.5"
Medium	12.0" - 16.0"	1.5" - 5.5"
Tall	12.0" - 17.5"	0.5" - 5.5"



8. ARMREST / SIDEGUARDS

Armrest - Padded Swing Away

Some limitations when used with the Angle Adjustable Back in the rear most setting
Please select a setting, will default to 11" if no selection is made.

<input type="checkbox"/>	132AA18	E0973	Padded Swing-Away STD (9" to 14")	\$225.00			
	Setting	<input type="checkbox"/> 9"	<input type="checkbox"/> 10"	<input type="checkbox"/> 11"	<input type="checkbox"/> 12"	<input type="checkbox"/> 13"	<input type="checkbox"/> 14"

Armrest - Height Adjustable

<input type="checkbox"/>	132AA11	E0973	Single Post Height Adjustable - Std Range 8" - 13". Adjust in 1" increments	\$285.00
<input type="checkbox"/>	132AA29	E0973	Single Post Height Adjustable - Low Range 6.5" - 10.5". Adjust in 1" increments	\$285.00

Armpad - For Height Adjustable

<input type="checkbox"/>	132AM23		Desk Length (10") Classic	NC
<input type="checkbox"/>	132AM21		Desk Length (10") Contour	NC
<input type="checkbox"/>	132AM24		Full Length (14") Classic	NC
<input type="checkbox"/>	132AM22		Full Length (14") Contour	NC

Side Guards

Increases overall width of chair. Some interference may exist w/ padded SA arms at lowest settings Not available w/Height Adjustable Arms

<input type="checkbox"/>	132SG33	K0108	Plastic Standard	\$145.00
<input type="checkbox"/>	132SG29	K0108	Plastic Low	\$145.00
<input type="checkbox"/>	132SG35	K0108	Aluminum N/A w/High Push or Pull Wheel Locks	\$245.00
<input type="checkbox"/>	132SG36	K0108	Aluminum w/ Fender N/A w/ High Push or Pull Wheel Locks	\$275.00
<input type="checkbox"/>	132SG12	K0108	Carbon Fiber N/A w/ High Push or Pull Wheel Locks	\$460.00
<input type="checkbox"/>	132SG41	K0108	Carbon Fiber Long w/LG Fender N/A w/High Push or Pull Wheel Locks	\$520.00

Side Guard - Color Option

Available with Aluminum or Aluminum with Fender. Not applicable to carbon fiber options

<input type="checkbox"/>	132GE01		Black	NC
<input type="checkbox"/>	132GE02		Matching Frame- Standard Colors	NC
<input type="checkbox"/>	132GE03		Matching Frame- Custom Color	\$50.00

9. KEY OPTIONS AND ACCESSORIES

Anti Tips

Anti Tip Single Side N/A 12W-14W range, N/A w/Xtender or Rear suspension

<input type="checkbox"/>	132AT37	E0971	Anti Tips (Pair)	\$150.00
<input type="checkbox"/>	132AT14	E0971	Anti Tip Single Side - Flip Up	\$175.00
			<input type="checkbox"/> Left <input type="checkbox"/> Right (Facing from rear)	

Additional Pack Accessories

<input type="checkbox"/>	132A1		Backpack - Adult	\$75.00
<input type="checkbox"/>	132A2		Backpack - Kids	\$60.00
<input type="checkbox"/>	1321A01		Seat Pouch Black	\$50.00

Positioning Belt

<input type="checkbox"/>	132A824	E0978	Belt 2" Aircraft Buckle	\$110.00
<input type="checkbox"/>	132A825	E0978	Belt 2" Aircraft Buckle Padded	\$120.00
<input type="checkbox"/>	132A826	E0978	Belt 1.5" Auto Buckle Universal	\$70.00
<input type="checkbox"/>	132A804		Positioning Belt Clamps Only	\$50.00

Spoke Guards

Only available with Lite spoke. N/A w/ Xtender Power Assist

<input type="checkbox"/>	1324A01	K0065	Quickie Black Spoke Guard	\$115.00
<input type="checkbox"/>	1324A02	K0065	Quickie Clear Spoke Guard	\$115.00

NEW!

Miscellaneous

<input type="checkbox"/>	132A2100	E2207	Crutch Holder	\$195.00
<input type="checkbox"/>	1328A21		Tool Kit	\$55.00
<input type="checkbox"/>	132NP01		Gel Swing Away Pad	\$150.00
<input type="checkbox"/>	132A999		Quickie Water Bottle & Holder	\$55.00

10. COLOR

Standard Frame Color

<input type="checkbox"/>	132C140		Aztec Gold	NC
<input type="checkbox"/>	132C118		Bead Blast	NC
<input type="checkbox"/>	132C2		Black (Not avail as base w/Zebra)	NC
<input type="checkbox"/>	132C141		Black Cherry	NC
<input type="checkbox"/>	132C10		Black Opal	NC
<input type="checkbox"/>	132C38		Blue Opal	NC
<input type="checkbox"/>	132C36		Candy Blue	NC
<input type="checkbox"/>	132C14		Candy Purple	NC
<input type="checkbox"/>	132C35		Candy Red	NC
<input type="checkbox"/>	132C142		Electric Blue	NC
<input type="checkbox"/>	132C143		Evergreen	NC
<input type="checkbox"/>	132C44		Glossy White	NC
<input type="checkbox"/>	132C126		Glow	NC
<input type="checkbox"/>	132C144		Green Apple	NC
<input type="checkbox"/>	132C147		Hot Sparkle Pink	NC
<input type="checkbox"/>	132C148		Mauve Pink	NC
<input type="checkbox"/>	132C103		Rootbeer	NC
<input type="checkbox"/>	132C114		Sparkle Silver	NC
<input type="checkbox"/>	132C145		Sunrise Orange	NC
<input type="checkbox"/>	132C113		Titanium Color Paint	NC
<input type="checkbox"/>	132C8		Yellow	NC

Matte Frame Colors

<input type="checkbox"/>	132C116		Matte Black	NC
<input type="checkbox"/>	132C151		Matte Black Cherry	NC
<input type="checkbox"/>	132C150		Matte Electric Blue	NC
<input type="checkbox"/>	132C149		Matte Evergreen	NC
<input type="checkbox"/>	132C152		Matte Purple	NC

Custom Frame Color

<input type="checkbox"/>	132C112		Desert Camouflage	\$395.00
<input type="checkbox"/>	132C43		Mossy Oak Camouflage	\$395.00
<input type="checkbox"/>	132C42		Stars & Stripes	\$395.00
<input type="checkbox"/>	132C108		Zebra (Choose above base color) Std with White unless above base paint is chosen N/A w/ Blk, Matte Black, Blk Opal, Titanium or Bead Blast)	\$395.00

10. COLOR (CONT)

Anodized Color Package

Forks, Backcane Bracket, Rear Axle Clamp, and Freestyle mounting bracket (if selected). N/A w/ Frog Legs

<input type="checkbox"/>	132EB07	Black	NC
<input type="checkbox"/>	132EB08	Blue	\$160.00
<input type="checkbox"/>	132EB13	Gold	\$160.00
<input type="checkbox"/>	132EB09	Lime Green	\$160.00
<input type="checkbox"/>	132EB10	Purple	\$160.00
<input type="checkbox"/>	132EB11	Red	\$160.00
<input type="checkbox"/>	132EB12	Ti Grey	\$160.00

Frame Graphics

Graphic designs on front frame tubes. N/A with transit & Matte Black Cherry.

N/A w short height frames

<input type="checkbox"/>	1328A24	Bloom	\$305.00
<input type="checkbox"/>	1328A25	Dragon	\$305.00
<input type="checkbox"/>	1328A26	Ghost Flames	\$305.00
<input type="checkbox"/>	1328A27	Retro Squares	\$305.00
<input type="checkbox"/>	1328A28	Tribal	\$305.00

Bloom design



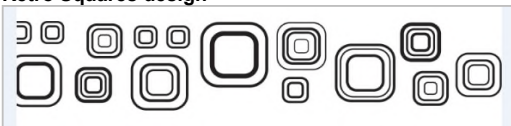
Dragon design



Ghost Flames design



Retro Squares design



Tribal design



Built For Me

To inquire about any unique customization for Quickie products, contact:
Phone: (800) 333 - 4000, Option #3, Fax: (800) 333 9011



Commonly Requested Options Include:

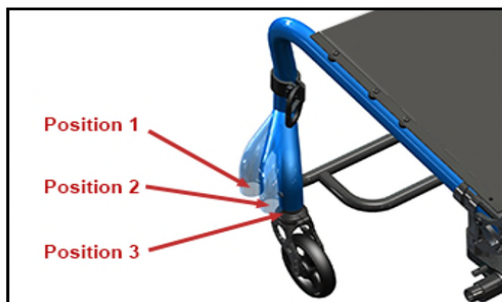
- Swing Away Knee Adductors for Oval Tubing
- One Arm Drive
- Unilateral Wheel Locks
- Seat Pan
- Caster Pin Lock
- Grade Aids
- Active Rigid w/Folding Back
- Spinergy Color Spokes
- Custom color casters (Alum softroll only)
- Lifestyle custom paint package (see website)



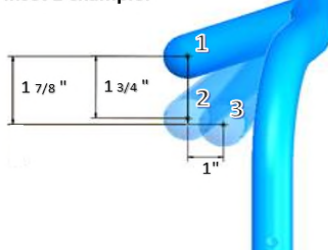
11. APPENDIX

Handrim & Wheel Matrix

Handrims	Wheels				
	5 Spoke Mag	Lite Spoke	Ultra Lightweight	Spinergy	Mountain
Aluminum Anodized	20,22,24	20,22,24,26	22,24,25	22,24,25,26	24
Plastic Coat	20,22,24	22,24	N/A	22,24,25,26	24
Natural Fit - Standard Grip	24	22,24,25,26	N/A	22,24,25,26	N/A
Natural Fit - No Thumb Grip	24	22,24,25,26	N/A	22,24,25,26	N/A
Natural Fit - Super Grip	24	22,24,25,26	N/A	22,24,25,26	N/A
Natural Fit LT - Std Grip	24	22,24,25,26	N/A	22,24,25,26	N/A
Natural Fit LT - Super Grip	24	22,24,25,26	N/A	22,24,25,26	N/A
Natural Fit LT - No Thumb Grip	24	22,24,25,26	N/A	22,24,25,26	N/A
Surge - Oval w/Gription Strip	N/A	22,24,25,26	N/A	22,24,25,26	N/A
Surge LT - Oval w/Gription Strip	N/A	22,24,25,26	N/A	22,24,25,26	N/A
Q Grip Neoprene Coated	N/A	24,25	N/A	24,25	N/A
Spinergy Flex Rim	N/A	N/A	N/A	24,25	N/A
Omit Handrim	20,22,24	N/A	N/A	22,24,25,26	24



Inset 1 example:



Note: There are variances between frame angle and inset



Sunrise Medical (US) LLC
2842 Business Park Ave. · Fresno, CA 93727 · USA