

Leckey Squiggles Seating System

Sample Letter of Medical Necessity



Introduction

(Describe your relationship with the client, their disability, and the product requested.)

As _____ therapist, I am requesting insurance funding for a Leckey Squiggles Seating System. This DME has been prescribed by _____'s physician and is a medical necessity that would not be used in the absence of disability, illness or injury. A seating system is an essential part of his/her postural management program. It will support _____ in a symmetrical, functional position enabling him/her to partake in many typical activities of daily living (ADL) such as feeding, eating, and playing. Correct seating will also improve communication and socializing with family and friends, thereby promoting both neurological and musculoskeletal development.

What follows is a breakdown of _____'s clinical needs.

Diagnosis & Disability

(Describe their ability to sit, stand, walk, and transfer including the amount of assistance needed for each activity. Where appropriate, describe other related equipment in use, such as mobility device, patient lift, etc.)

_____ is an X-year-old boy/girl who was diagnosed with Cerebral Palsy at age 2 years.

Sensory and Communication: He/she has sensory integration disorder and presents with reduced cognition. He/she is non-verbal with greatly delayed communication and social skills.

Strength and tone: _____ has fluctuating tone with decreased strength in his/her trunk. _____ has some degree of passive postural control in his/her head and upper trunk but has very limited active and reactive control. _____ has limited motor control of his/her upper and lower limbs and is unable to use cutlery, hold a pencil, sit, stand, or walk independently.

Surgery and medications: _____ has had bilateral tenotomies last year and receives Botulinum-A injections every 6 months.

Equipment and transfers: _____ has a standing frame, a toileting aid, and a baby stroller. He/she is currently lifted for transfers.

What are the implications for the child and caregivers without a Squiggles Seating System?

(Include how the child is currently supported)

_____ does not have sufficient postural control to sit in a standard chair. He/she adopts a posterior pelvic tilt with thoracic kyphosis and chin poke. This means that he/she is missing out on opportunities to develop fine and gross motor control through everyday activities such as playing, feeding, and drinking. He/she is also missing out on communication and interaction with friends and family as he/she sits in a passive reclined position in his/her stroller.

_____’s family have tried to support him/her at a regular table and chair for short periods, but this is awkward and uncomfortable for them, and due to sudden uncontrolled movements, they have concerns for his/her safety. _____ does not have alternative seating at home so when he/she lies on a sofa or lies on the floor, the family must bend over to pick him/her up. Both these circumstances are causing issues with back and strain, which will increase as he/she gets bigger, and would put the caregivers at risk of future personal injury claims and _____ at increased risk for a fracture or injury in the event of a fall.

_____’s muscle tone is asymmetrical causing him/her to have reducible scoliosis. If left unsupported he/she is at risk of developing a spinal deformity which is associated with hip migration, surgery, and pain. He/she is also at risk of developing hip, knee, and ankle joint contractures.

What are the clinical benefits of the Squiggles Seating System?

(Explain how this product would specifically benefit your client, in terms of mental and physical wellbeing. Adjust the suggestions below to suit the individual benefits to the child)

The benefits of the Squiggles Seating System for _____ are as follows:

Posture: A review by Chung et al (2008) on the effect of adaptive seating on sitting posture/postural control in children with cerebral palsy found that significant improvements in posture were reported using seat inserts, external supports, and modular seating systems.

Joint stability: Hip displacement is a known risk for children with limited motor ability. Occurring as young as 2-3 years, it is associated with many negative side effects in sitting,

sleeping, and hygiene. An expert review (McClellan, 2014) of the evidence for positioning equipment to prevent hip migration recommended that seats should have: lateral supports at the pelvis, trunk, and head, shaped seat to encourage abduction and external rotation, and aligned foot position. For children aged 0-2 years, daily use is recommended while for children aged 2-6 years, up to 6 hours/day for 'feeding, fine motor control, interaction and mobility'.

Function: In 2017 Sahinoğlu compared the effectiveness of seating adaptations on postural alignment and function and reported significant favorable benefits to improved head, trunk, and foot control as well as arm and hand function using seating systems compared to standard chairs.

Attention: An investigation by Surkar (2015) into the effect of supportive seating showed that support improved both attention and engagement in activities.

The following describes how the Squiggles Seating System meets these requirements.

What are the equipment and accessory requirements?

(What are you requesting funding for? Which components are required to meet the needs?)

The Squiggles Seat is an adjustable seating system for children aged 1-5 years up to 22kg/48lbs. It is designed and manufactured as durable medical equipment and is a registered medical device. Key features of the Squiggles Seat are:

- Depth and height adjustable seat shell to easily accommodate 4+ years of growth.
- Foot pedal operated Hi-Low chassis to enable the child to be close to their peers on the floor or higher up for table activities.
- Flexible sacral pad and shoulder protraction support to individualize posture and maximize function
- Tilt feature for change in position or assist with head control.
- 4 point-padded harness stabilizes the pelvis, the foundation of all good seating
- Chest and hip laterals to sustain midline position to ameliorate asymmetric postures
- Multi-adjustable foot supports and sandals that can correct or accommodate as required


These features combine to optimize function, stability, and comfort.







Components of the Leckey Squiggles Seat






(Delete components that you are NOT requesting)



Consequently, to meet _____'s needs for postural support when sitting, I am requesting funding for the Leckey Squiggles Seating System with the features and accessories set out below.









This product will have approximately ____ years left of growth for _____.

Item	Description of Medical Necessity
<p style="text-align: center;">Seat Shell</p> 	<p>The standard product includes a Depth Adjustable Seat base with a fixed back, reclining mechanism, sacral support, upper leg support, and chassis interface lock.</p>

<p>Squiggles Seat Cover</p> 	<p>Includes seat base and backrest cushions. Removable cushion covers can be machine-washed and tumble-dried at a low temperature.</p>
<p>Leckey Seating on ZIPPIE Mobility Bases</p> 	<p>The ZIPPIE Iris or ZIPPIETS are mobility-based options for the Squiggles Seat. This provides consistent postural support to optimize function while exploring out and about. The seating system is detachable, making it transferrable from base to base depending on the child's activity and needs.</p>
<p>Hi-Low Chassis Foot Pedal Operated - Includes Push Handle</p> 	<p>Hi-Low Chassis can adjust from floor to table height allowing the child to enjoy a wide range of activities from circle time to family meals to increase physical, cognitive, and social participation. The chassis has angle adjustment for tilt in space supporting various postures as needed. All adjustments can be made safely with the child in the seat.</p>
<p>Adjustable Footrest</p> 	<p>Adjustable Footrest, which can be tilted to the preferred angle, ensures that the feet are well supported, providing a secure base for maximum upper body function. The footplate flips away to allow for easy transfers.</p>
<p>Sandals</p> 	<p>Where additional foot stability is needed, the footplate can be fitted with sandals. Optional Footplate Raisers are available.</p>
<p>Pelvic Harness</p> 	<p>The 4-point pelvic harness is adjustable to give a secure, stable base of support and is cushioned for the child's comfort and to optimize skin integrity.</p>

<p>Pelvic Harness Spacer Pads</p> 	<p>Spacer pads are available to accommodate users who are too small for the small pelvic harness to optimize postural support.</p>
<p>Trunk Harness</p> 	<p>A trunk harness may be used if the child would benefit from combined lateral and anterior support to maintain an upright posture.</p>
<p>Flip-Away Lateral Support</p> 	<p>Flip Away lateral can be individually adjusted in height and width to support the trunk in the midline and can be moved out of the way for transfers.</p>
<p>Rigid Lateral Support</p> 	<p>Fixed lateral supports are individually adjustable in height and width to keep the trunk symmetrical and in midline. Covers are available in Blue, Green, Orange, and Pink.</p>
<p>Lateral Protraction Pad</p> 	<p>Lateral protraction pads are particularly suited to low tone and prevent the arms from falling back, particularly when the base is tilted.</p>

<p>Chest Support</p> 	<p>Chest harness provides anterior support while ensuring the shoulder girdle is free to move for table/tray activities.</p>
<p>Tray – Gray</p> 	<p>The Tray can support the upper extremities, decreasing the gravitational pull on the arms, which can pull the shoulders and trunk forward, causing a slouched position. The tray can help promote head control by using it to prop the arms for increased stability of the trunk. It also encourages active participation as objects can remain within reach.</p>

<p>Padded Tray Insert – Grey</p> 	<p>The Padded Tray Insert fits within the lip of the tray to provide extra cushioning for those prone to skin breakdown or discomfort caused by the hard surface against the elbows.</p>
<p>Grab Rail/Toy Bar for Tray</p> 	<p>A Grab Rail can be attached to the Activity tray for increased stability or for the mounting of objects to promote sensory play.</p>
<p>Pommel (Medial Thigh Support)</p> 	<p>Assists with alignment of the femurs ensuring an optimum abducted posture.</p>
<p>Contoured Headrest</p> 	<p>The wide, Contoured Headrest provides greater lateral support and is helpful for those developing head control or for when the chair is tilted.</p>
<p>Flat Headrest</p> 	<p>Where minimal head support is needed, the Flat Headrest cushion acts as a posterior prompt to keep the head balanced over the trunk.</p>
<p>Laterals for Flat Headrests</p> 	<p>For those who require greater assistance with head control, the laterals attach to the flat headrest to maintain the head in a central position when upright or tilted</p>
<p>1" Back Spacer Pad and Flip-Away Lateral Support</p> 	<p>Spacer pads are available to accommodate smaller users. Includes Flip-Away laterals.</p>
<p>Shoulder Support</p> 	<p>The contoured shoulder support angle adjusts to provide shoulder protraction. This can be used to bring the hands to midline for fine motor activities at the tray/table. The support behind the scapulae will decrease the tendency for retraction.</p>

What alternatives are available but not suitable?

(Give at least one example of a less costly alternative product that is similar but does not have as many features or benefits. This could also be a type of therapy in place of a product)

Less costly alternatives have been considered or trialed. A similar product is the _____. It features 2 base options and is adjustable for growth however it does not provide the same high level of proximal support such as the flexible sacral pad and adjustable shoulder protraction support which are standard with the Squiggles Seat. There is also a limited range of accessories and is not suitable for outdoor bases. The Squiggles Seat has been designed around the social and emotional needs of the child as well as the clinical benefits of supportive seating.

Summary/conclusion

Seating systems are an essential part of 24-hour postural management. They confer a range of benefits to children including improvements in concentration and attention, upper limb function, assist joint formation, and provide postural stability. The associated social and cognitive benefits of sitting comfortably and being able to interact with family and peers will improve sleep, communication, and general well-being.

The Leckey Squiggles Seating System is a versatile adjustable seating system that offers clinically superior postural support, stabilizing the pelvis and lower limbs to maximize upper limb function. The wealth of adjustability and accessories will ensure the seat can be tailored to meet _____'s needs as he/she continues to grow, while caregivers will find the height-adjustable frame simple to use.

The Squiggles Seat is the best support to meet all _____'s medical needs and as such I do not hesitate to recommend that it should be funded.

Activities that can be achieved with the Squiggles Seating System



References

1. Chung, J., Evans, J., Lee, C., Lee, J., Rabbani, Y., Roxborough, L., & Harris, S. R. (2008). Effectiveness of adaptive seating on sitting posture and postural control in children with cerebral palsy. *Pediatric Physical Therapy: the official publication of the Section on Pediatrics of the American Physical Therapy Association*, 20(4), 303–317. <https://doi.org/10.1097/PEP.0b013e31818b7bdd>

2. McClean, L; Magnuson, S; Gasior, S (2014). Positioning for hip health: A clinical resource, Sunny Hill Health Centre for Children Vancouver, BC, Canada.
3. Sahinoğlu, D., Coskun, G., & Bek, N. (2017). Effects of different seating equipment on postural control and upper extremity function in children with cerebral palsy. *Prosthetics and Orthotics International*, 41(1), 85–94.
<https://doi.org/10.1177/0309364616637490>
4. Surkar, S. M., Edelbrock, C., Stergiou, N., Berger, S., & Harbourne, R. (2015). Sitting postural control affects the development of focused attention in children with cerebral palsy. *Pediatric physical therapy: the official publication of the Section on Pediatrics of the American Physical Therapy Association*, 27(1), 16–22.
<https://doi.org/10.1097/PEP.0000000000000097>

DISCLAIMER: FOR PROFESSIONAL USE ONLY. THIS DOCUMENT (AND THE WEBSITE REFERENCED HEREIN) DO NOT PROVIDE MEDICAL ADVICE. Sunrise Medical (US) LLC does not provide clinician services. The information contained on this document (and the website referenced herein), including, but not limited to, the text, graphics, images, and descriptions, are for informational purposes only and should be utilized as a general resource for clinicians and suppliers to then use clinical reasoning skills to determine optimal seating and mobility solutions for individual patients. No material on this document (or on the website) is intended to be used as (or a substitute for) professional medical advice, diagnosis or treatment. Clinicians should adhere to their professional medical training and their institution's or practice's recommended guidelines. Reliance on this document (and the information contained herein) is solely at your own risk.



Sunrise Medical (US) LLC, Fresno, CA 93727
MK-130187 Rev. A ©09.2024

800.333.4000
www.SunriseMedical.com/EIM

