

ORDER FORM



To see QUICKIE Power Options
or Accessories, scan here or visit:
[https://www.sunrisemedical.com/
power-wheelchair-options-accessories](https://www.sunrisemedical.com/power-wheelchair-options-accessories)



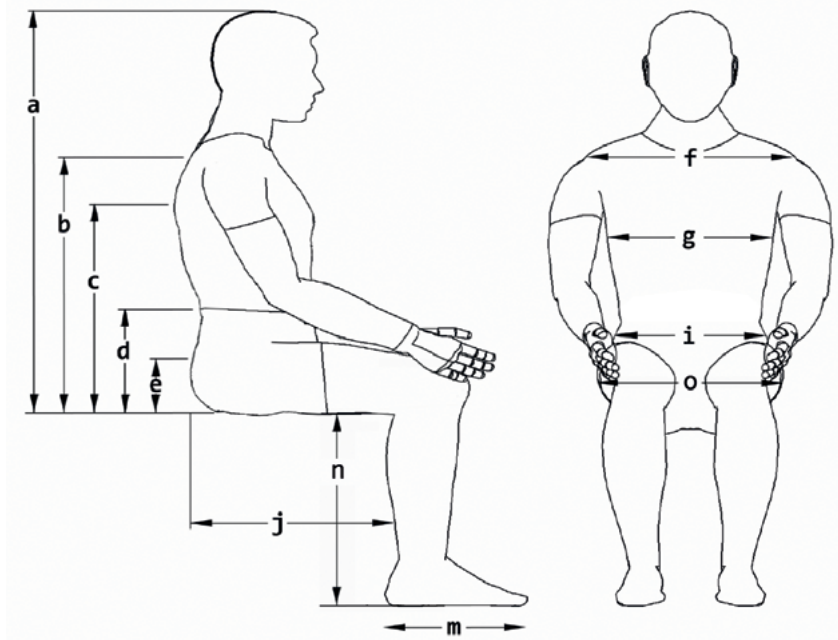
Q500M with SEDEO® LITE™

EIPW30

Customer		Ship To	
Account #		Name	
Date		Address	
PO#		City	
Buyer		State	Zip
Mark For		Phone	

Client Measurements

a) Top of head to seat	in
b) Top of shoulder to seat	in
c) Underarm to seat	in
d) Elbow to seat	in
e) Top of leg to seat	in
f) Shoulder width	in
g) Chest width	in
i) Hip width	in
j) Actual sitting depth	in
m) Foot length	in
n) Knee to foot	in
o) Seat width	in



Notes



Chair Specifications

HCPC	K0848 / K0856
Weights starting at: (with Batteries)	NPC: 266 lbs SPC: 291 lbs
Power Seating	50° of CG Tilt 12" seat elevator
Seat Type	SEDEO® LITE™
Seat Size Range	Width 15" to 20" Depth 16" to 22"
Seat-to-Floor Height Range	16.5" to 19"

Mid-Wheel Drive Base Specifications

Drive Wheel Position	Mid-wheel drive
User Weight Capacity	300 lbs.
Base Size	Width 24", Length 33"
Minimum Turning Radius	18.5" (excludes footplates)
Drive Control	R-net PM 90A / VR-2 90A
Driving Range	Up to 13.5 miles
Drive Motors	4-pole 6 mph / 10 kph
Drive Wheels	13" w/flat-free inserts (black)
Casters	7" front / 7" rear (black)
Charger	8A Dual Mode (Compact)
Battery Size	Group 34 / Group 22
Color	8 shroud colors and 7 color accents
Ground Clearance	3"

BASE			
OPTION	HCPC	DESCRIPTION	RETAIL
Group 3 Standard Duty Mid Wheel Drive Base <i>End Item Number EIPW30 (LITE™ Seat)</i>			\$
300PC265	K0848	Quickie Q500 M NPC No Power Option for SEDEO® LITE™ Seat Included in Base Pricing : Q500 M Base, VR-2 90amp Electronics for No Power Seat Functions, Six-Wheel Suspension, 13" Drive Wheels with Dual Density Inserts, 7" Flat Free Casters, ISO Occupied Tie-Down Brackets and 8amp Charger. Max Speed = 6mph, Weight Capacity = 300lbs., STFH = 16.5".	\$8,374.00
300PC266	K0856	Quickie Q500 M SPC Single Power Option for SEDEO® LITE™ Seat Included in Base Pricing : Q500 M Base, VR-2 90amp Electronics for No Power Seat Functions, Six-Wheel Suspension, 13" Drive Wheels with Dual Density Inserts, 7" Flat Free Casters, ISO Occupied Tie-Down Brackets and 8amp Charger. Max Speed = 6mph, Weight Capacity = 300lbs., STFH = 16.5".	\$8,374.00
User Weight			\$
300WG23	–	Up to 300 lbs.	NC
Motor Package			\$
300PF99	–	4-pole 10 kph / 6 mph <i>(Standard for Group 3 K0848, K0856)</i>	NC
Drive Wheels  P. 14			\$
300DW69	–	Drive Wheel, 13", Dual Density, Knobby, Black	NC
Caster Wheels  P. 14			\$
300CW59	–	Caster Wheels 7", Solid, Black	NC
Shroud Color			\$
300C119	–	Matte Black	NC
300C165	–	Candy Apple Red	NC
300C166	–	Candy Blue	NC
300C167	–	Candy Purple	NC
300C176	–	Green Apple	NC
300C178	–	Pearl Pink	NC
300C182	–	Silver	NC
300C170	–	American Flag	\$590.00
Color Accents			\$
<i>Note: Accent colors and shroud colors may not match.</i>			
300EZ20	–	Apple Green	NC
300EZ22	–	Black	NC
300EZ21	–	Blue	NC
300EZ23	–	Orange	NC
300EZ24	–	Red	NC
300EZ25	–	Silver	NC
300EZ19	–	White	NC

BASE			
OPTION	HCPC	DESCRIPTION	RETAIL
ISO Transit Tie Downs			\$
300T050	–	ISO Transit Package	NC
LED Lights  P. 14			\$
300LI04	–	LED Lights and Indicators	\$1,373.00
300LI08	–	LED Fender Lights <i>(Single switch activation)</i>	\$555.00
300LI02	–	Omit LED Lights	NC
Seat Heights			\$
Seat Height <i>Measured from front of seat pan to floor with 0° frame angle.</i>			
300HT103	–	16.5"	NC
300HT55	–	17"	NC
300HT104	–	17.5"	NC
300HT56	–	18"	NC
300HT105	–	18.5"	NC
300HT57	–	19" <i>(Only available with Tilt or Seat Elevator.)</i>	NC
Batteries and Chargers  P. 14			\$
Group 34 Battery Options			
300AG27	E2359	GP34 Flat Top Pair w/Straps MK Gel	\$1,075.00
300AG29	E2359	GP34 Flat Top Pair w/Straps Brightway AGM	\$812.00
Group 22 Battery			
300AG31	E2361	GP22 Flat Top Pair w/Straps	\$601.00
Omit Batteries			
300AG24	–	Battery Harnesses Only <i>(Omit Batteries)</i>	NC
Chargers			
300BJ30	–	10A Dual Mode (Compact)	\$108.00
300BJ19	–	8A Dual Mode (Compact)	NC

POWERED SEATING

OPTION	HCPC	DESCRIPTION	RETAIL
--------	------	-------------	--------

Power Seating Options  P. 14 \$
Seat Elevator

300PI07	E2300	Seat Elevator, Powered, 300 mm / 12"	\$3,717.00
300PI08	E2300	C-Me® Seat Elevator, Powered, 300 mm / 12" (C-Me speed up to 3 mph) (N/A with VR-2)	\$3,717.00

Seat Tilt

300PA48	E1002	Posterior 50° Tilt	\$8,292.00
---------	-------	--------------------	------------

Pre Set Seat Frame Angle (No Power Seating Options, Increases Seat to Floor Height) \$

300FA10	–	0° (Adds 0" to STFH)	NC
300FA3	–	3° (Adds 1" to STFH)	NC

SEDEO® LITE™ Backrest Frame (Angle Adjustable 86° - 106°) \$
Back Frame Width

300BF21	–	Width Adjustable, 385 - 485 mm / 15 - 19"	NC
300BF22	–	Width Adjustable, 460 - 510 mm / 18 - 20"	NC

Back Cane Height

300B263	–	Standard, 18" - 20"	NC
300B264	–	Tall, 21"-23"	NC
300PH30	–	Height Adjustable, Short w/Trailing Push Handles (Push Handle Height 20" to 22", N/A w/Sling Back)	NC
300PH31	–	Height Adjustable, Tall w/Trailing Push Handles (Push Handle Height 23" to 26", N/A w/Sling Back)	NC

Backrest Frame Option \$

300BF23	–	Flip Down, Quick Release	\$144.00
300BF24	–	Removeable	NC


Back Cushion Type \$

300BT148	–	SEDEO® LITE™ Sling Back with Tension Adjustable Straps (Choose Seating in Section A)	NC
300BT135	–	JAY® J3® (Choose Seating in Section B)	NC
300BT133	–	OMIT (For personalized Mounting)	NC

A - SEDEO® LITE™ Sling Back Dimensions \$
Installed Back Height - (From Pan to Top of Back)

300JR71	–	18"	NC
300JR72	–	19"	NC
300JR73	–	20"	NC
300JR74	–	21"	NC
300JR75	–	22"	NC
300JR76	–	23"	NC

POWERED SEATING

OPTION	HCPC	DESCRIPTION	RETAIL
B - JAY® J3® Back			
B - JAY® J3® Back - Contour  P. 14			\$
300JP01	E2613	J3® PA Back for 16"-20" Wide	\$613.00
300JP11	E2615	J3® PL Back for 16"-20" Wide	\$715.00
300JP13	E2620	J3® PD Back for 16"-20" Wide <i>(18" and 21" Shell Height Only)</i>	\$858.00
B - JAY® J3® Back Mounting Hardware			
300JP20	–	TH	NC
B - JAY® J3® Back Width			
300JQ02	–	16"	NC
300JQ03	–	18"	NC
300JQ04	–	20"	NC
B - JAY® J3® Back Shell Options and Height Ranges			
JAY® J3® Shell Height			
300JR14	–	16.5" tall shell <i>(Upper Thoracic Short)</i>	NC
300JR15	–	18" tall shell <i>(Upper Thoracic Med)</i>	NC
300JR16	–	19.5" tall shell <i>(Upper Thoracic Tall)</i>	NC
300JR17	–	21" tall shell <i>(Shoulder Height)</i>	NC
300JR27	–	22.5" tall shell <i>(Shoulder Height)</i>	NC
300JR28	–	24" tall shell <i>(Shoulder Height)</i>	NC
JAY® J3® Installed Back Height (From Pan to Top of Back)			
300JR29	–	21"	NC
300JR19	–	22"	NC
300JR20	–	23"	NC
300JR21	–	24"	NC
300JR22	–	25"	NC
300JR23	–	26"	NC
300JR24	–	27"	NC
300JR25	–	28"	NC
300JR30	–	29"	NC
300JR31	–	30"	NC

POWERED SEATING

OPTION	HCPC	DESCRIPTION	RETAIL
--------	------	-------------	--------

B - JAY® Anterior Thoracic Support  P. 14 \$*Classic-Structure Pull Down Harness (4 point strap, Only available with JAY® backrest)*

300K10	E0960	Medium (ATS8302)	\$174.00
300K11	E0960	Large (ATS8303)	\$174.00

B - JAY® Lateral Thoracic Swing-Away Supports (Requires Pad, Upholstery and Mount) \$**Lateral Thoracic Support Pads**

300JW35	E0956	Lateral Thoracic (LxH) 100 mm x 127 mm / 4" x 5" Pad - Right	\$144.00
300JW38	E0956	Lateral Thoracic (LxH) 100 mm x 127 mm / 4" x 5" Pad - Left	\$144.00
300JW36	E0956	Lateral Thoracic (LxH) 100 mm x 152 mm / 4"x 6" Pad - Right	\$144.00
300JW39	E0956	Lateral Thoracic (LxH) 100 mm x 152 mm / 4"x 6" Pad - Left	\$144.00
300JW37	E0956	Lateral Thoracic (LxH) 152 mm x 100 mm / 6" x 4" Pad - Right	\$144.00
300JW40	E0956	Lateral Thoracic (LxH) 152 mm x 100 mm / 6" x 4" Pad - Left	\$144.00

JAY® Lateral Thoracic Support Pad Upholstery

300NU01	–	Syncra™ Premium Leatherette	NC
300NU02	–	Syncra™ Stretch	NC

JAY® Lateral Thoracic Swing-Away Mount

300JW41	E1028	Lateral Thoracic Swing-Away Bracket - Right	\$286.00
300JW42	E1028	Lateral Thoracic Swing-Away Bracket - Left	\$286.00

Headrests (Requires Pad, Upholstery, & Mount)  P. 16 \$**Headrest Pad**

300HE36	E0955	SEDEO® Pad Small with Cover (LxH) 240 x 150 mm / 10" x 6" <i>Can only be used with Multi Position Headrest Mount with quick-release and SEDEO® upholstery</i>	\$184.00
300HE38	E0955	Whitmyer® Plush Headrest Pad 203 mm / 8"	\$234.00
300HE39	E0955	Whitmyer® Plush Headrest Pad 254 mm / 10"	\$234.00
300HE44	E0955	Whitmyer® Plush Headrest Pad 356 mm / 14"	\$245.00
300HE46	E0955	Whitmyer® Adjust-A-Plush Headrest Pad Medium (<i>Adjustable 7" to 16" Wide x 4" Tall</i>)	\$360.00
300HE48	–	OMIT Headrest Pad	NC

Headrest Pad Upholstery

300NU10	–	SEDEO® Upholstery	NC
300NU11	–	Whitmyer® Lycra	NC

Headrest Mount

300MH32	E1028	SEDEO® Multi-Position Headrest Mount with Quick Release (<i>Only available with SEDEO® Pad</i>)	\$229.00
300MH33	E1028	Whitmyer® Linx Headrest Mount with Quick Release	\$188.00
300MH34	E1028	Whitmyer® Linx-2 Headrest Mount with Quick Release	\$229.00
300MH35	E1028	Whitmyer® AXYS Headrest Mount with Quick Release	\$121.00
300MH17	–	OMIT Headrest Mount	NC

POWERED SEATING

OPTION	HCPC	DESCRIPTION	RETAIL
--------	------	-------------	--------

Seat Cushion Type \$

300ST80	–	JAY® (See Section C)	NC
300ST75	–	Omit	NC

Seat Size \$**Seat Pan Width**

300R78	–	15"	NC
300R53	–	16"	NC
300R54	–	17"	NC
300R55	–	18"	NC
300R56	–	19"	NC
300R57	–	20"	NC

Seat Pan Depth (Front of seat pan to front of back cushion – effective depth)

300RF51	–	16"	NC
300RF45	–	17"	NC
300RF46	–	18"	NC
300RF47	–	19"	NC
300RF48	–	20"	NC
300RF49	–	21"	NC
300RF50	–	22"	NC

C - JAY® Seat Cushion  P. 15 \$

300CU59	E2607	JAY® Ion® (Sizes 16" to 20" Wide)	\$451.00
300CU61	E2607	JAY® Union® (Sizes 16" to 20" Wide)	\$510.00
300CU64	E2622	JAY® Fusion® (Sizes 16" to 20" Wide)	\$504.00
300CU104	E2622	JAY® Fusion® with Cryo™ Technology (Sizes 16" to 20" Wide)	\$618.00

C - JAY® Solid Seat \$

300CU84	–	JAY® Solid Seat	\$98.00
---------	---	-----------------	---------

POSITIONING SUPPORTS & ACCESSORIES

OPTION	HCPC	DESCRIPTION	RETAIL
--------	------	-------------	--------

Knee and Thigh Swing-Away Support Pads

\$

Lateral Knee Support Pads and Hardware *(must pick pad and mount)*

300XY05	E0953	Lateral Knee Support Pad, Right (4" round)	\$201.00
300XY06	E0953	Lateral Knee Support Pad, Left (4" round)	\$201.00
300XX08	E1028	Lateral Swing-Away Bracket Knee - Right	\$263.00
300XX09	E1028	Lateral Swing-Away Bracket Knee - Left	\$263.00

Lateral Thigh Support Pads and Hardware *(must pick pad and mount)*

300KF22	E0953	Lateral Thigh Support Pad Short - Right (5" H x 5" L)	\$144.00
300KF23	E0953	Lateral Thigh Support Pad Short - Left (5" H x 5" L)	\$144.00
300KF24	E0953	Lateral Thigh Support Pad Long - Right (5" H x 7" L)	\$144.00
300KF25	E0953	Lateral Thigh Support Pad, Long - Left (5" H x 7" L)	\$144.00
300KF26	E1028	Lateral Thigh Removable Mount - Right	\$286.00
300KF27	E1028	Lateral Thigh Removable Mount - Left	\$286.00

Armrest Structure P. 15

\$

300EG41	–	Reclining, Flip Back Short (Height Adjustable 8" to 13")	NC
300EG36	–	Reclining, Flip Back with 2-point post locking arm. (Height Adjustable 11" to 13" x 0.625")	\$286.00
300EG34	–	Single Post, SEDEO LITE, Removable (N/A with thigh support) (Height Adjustable 10" to 15")	NC

Arm Pads P. 15

\$

SEDEO® Armrest Pad

300AB62	–	300 mm / 12", Integral Foam, Right	\$57.00
300AE62	–	300 mm / 12", Integral Foam, Left	\$57.00
300AB63	–	400 mm / 16", Integral Foam, Right	\$57.00
300AE63	–	400 mm / 16", Integral Foam, Left	\$57.00
300AB61	–	SEDEO LITE Pad, Right	NC
300AE61	–	SEDEO LITE Pad, Left	NC

Comfort Arm Pad (Foam)

300AB46	–	2" Wide Right	\$86.00
300AE46	–	2" Wide Left	\$86.00

Comfort Arm Pad (Gel)

300AB48	–	2" Wide Right	\$172.00
300AE48	–	2" Wide Left	\$172.00

Ottobock® Arm Troughs

300AE06	–	Ottobock Arm Trough, Med Left	\$133.00
300AB06	–	Ottobock Arm Trough, Med Right	\$133.00
300AE07	–	Ottobock Arm Trough, Large Left	\$133.00
300AB07	–	Ottobock Arm Trough, Large Right	\$133.00
300OL01	–	Ottobock Hand Pad, Med Left	\$58.00
300OR01	–	Ottobock Hand Pad, Med Right	\$58.00
300OL02	–	Ottobock Hand Pad, Large Left	\$58.00
300OR02	–	Ottobock Hand Pad, Large Right	\$58.00
300AE78	–	Ottobock One Piece Arm Trough, Left	\$186.00
300AB78	–	Ottobock One Piece Arm Trough, Right	\$186.00

POSITIONING SUPPORTS & ACCESSORIES

OPTION	HCPC	DESCRIPTION	RETAIL
Fixed Centermount Legrest			\$
300H183	–	SEDEO® Seating Fixed Centermount Legrest (3" to 17.5" Leg Length)	\$286.00
300H184	–	Fixed Centermount Legrest, Short (Includes Calf Pads and Single Footplate) (11.5" to 14.5" Leg Length)	NC
300H185	–	Fixed Centermount Legrest, Long (Includes Calf Pads and Single Footplate) (13.5" to 18.5" Leg Length)	NC
300H136	–	Angle Adjustable Centermount (Includes Calf Pads and Single Footplate) (11.5" to 18.5" Leg Length)	\$515.00
Power Centermount Legrest  P. 15			\$
300H175	E1012	Power Centermount Legrest, 90° - 0° Angle, 7.5" Extension (Mechanical Articulation) (5" to 17.5" Leg Length)	\$2,653.00
300H109	E1012	Power Centermount Legrest, 90° - 0° Angle, 7.5" Extension (Powered Articulation) (3" to 17.5" Leg Length)	\$3,717.00
Centermount Legrest Accessories			\$
Footplates			
300F127	K0040	Dual, Height, Width and Angle Adjustable, Standard (14"W x 10"D)	\$193.00
300F128	K0040	Dual, Height, Width and Angle Adjustable, Large (16"W x 12"D)	\$193.00
Calf Pad Options			
300DI34	–	Calf Pads, Pair, Standard Integral Foam	NC
300DI35	–	Calf Pads, Pair, Padded (N/A w/ Std footplate)	\$400.00
SEDEO® PRO™ Swing-Away Legrest (Pair) (Footplates, calf supports & options must be selected separately.)			\$
300H177	–	Legrests, Swing-Away, 70°, SEDEO® PRO™ (14" to 21" Leg Length)	NC
300H178	E0990	Legrests, Manual Elevating, Swing-Away, SEDEO® PRO™ (Includes Padded Calf Pads) (14.5" to 21.5" Leg Length)	\$400.00
300H179	E1010	Legrests, Power Elevating, Swing-Away, SEDEO® PRO™ (Includes Padded Calf Pads) (15.5" to 22.5" Leg Length)	\$2,459.00
300DI76	–	Omit Legrests	NC
Swing-Away Legrest Footplates			
300F369	K0040	Angle Adjustable Flip-Up Footplates	\$193.00
Swing-Away Legrest Calf Supports			
300DI42	–	Calf Support, Depth Adjustable, Padded (6.5" to 8" Wide, depending on chair width, x 9.5" Tall)	\$451.00
Swing-Away Legrest Options			
300DI44	E0951	Heel Loops	\$57.00
300KG4	–	Knee Pads, Integral Foam (2.5" Wide x 4.5" Tall)	\$229.00
SEDEO® Lower Extremity Swing-Away Support			
300VD01	E1020	Lower Extremity Support, Padded, Swing-Away, SEDEO®, Right	\$451.00
300VD02	E1020	Lower Extremity Support, Padded, Swing-Away, SEDEO®, Left	\$451.00

POSITIONING SUPPORTS & ACCESSORIES

OPTION	HCPC	DESCRIPTION	RETAIL
Pelvic Positioning Belts  P. 15			
300A837	–	Positioning Belt, Auto Style Buckle, 50 mm 1600 mm / 2"	NC
300A839	–	Positioning Belt, Aircraft Buckle, 50 mm x 1300 mm / 2"	NC
300A840	E0978	Positioning Belt, Aircraft Buckle, Padded 50 mm x 1300 mm / 2"	\$86.00
300A845	K0108	Bodypoint – Evoflex Pelvic Stabilizer Belt	\$199.00
300A846	K0108	Bodypoint – Evoflex Pelvic Stabilizer Belt with Extension	\$220.00

Accessories

\$

Ventilator Option

300VT12	E1029	Vent Tray Fixed (<i>Pulmonetic LTV Models</i>)	\$531.00
---------	-------	--	----------

O2 Tank Option

300A718	E2208	O2 Tank Holder Mounted to Backrest (<i>D and E Styles</i>)	\$372.00
---------	-------	--	----------

Wheelchair Tray Table

3007A09	E0950	Tray, Swing-Away	\$400.00
---------	-------	------------------	----------

Backpack

300A1	–	Black Utility	\$62.00
-------	---	---------------	---------

Misc. Accessories

3008A59	–	Transfer Bar (<i>Pair</i>)	\$400.00
3008A52	–	Ram Mount Phone	\$98.00
3008A53	–	Ram Mount Tablet	\$400.00
3008A54	–	Ram Mount Cup Holder	\$98.00
3008A58	–	Rear View Mirror	\$98.00
300A611	–	Crutch Holder	\$144.00
3008A73	–	Armrest Bag	\$98.00
3009A10	–	Utility Hooks	\$59.00

Medial Thigh Support

3008A80	E0957	Medial Thigh Support	\$193.00
3008A81	E1028	Pommel Swing-Away Hardware	\$286.00

JOYSTICK / ELECTRONICS

VR-2 Joystick				\$
300J127	–	VR-2 Joystick		NC
R-net Joystick (Remote)  P. 16				\$
300J121	–	Standard LED Joystick (w/o Screen Display)		NC
300J116	–	Color Joystick (2.3" Color LCD Screen Display, CJSM1)		NC
300J118	–	High Resolution Color Joystick, (CJSM2+BT) 3.5" Color LCD Display, Paddle Switches, Programmable Shortcut Keys, ICONs, Stereo Jack, IR and dual (IOS/Android) Bluetooth control		\$1,206.00
300J119	–	Omit Remote Control (Required with arm mounted specialty controls)		NC
Joystick Mounting				\$
300JM34	–	Fixed on Armrest		NC
300JM35	E1028	Parallel Swing-Away (Flip-Back - Swing In/Out, Single Post - Swing Out)		\$338.00
300JM36	E1028	Link-It Mid Line Mount on Armrest (Swing-Away)		\$972.00
Joystick Mount (Location)				\$
300HM16	–	Right Hand Armrest		NC
300HM17	–	Left Hand Armrest		NC
Display Language Selection R-net				\$
300L1	–	English		NC
300L3	–	French		NC
300L7	–	Spanish		NC
Joystick Handle (Optional)  P. 16				\$
300JH13	E2323	Ball Handle		\$144.00
300JH15	E2323	T-Handle		\$144.00
300JH24	E2323	Bodypoint – Rubber Dome Joystick Handle		\$187.00
300JH25	E2323	Bodypoint – U-Shaped Joystick Handle (4 in)		\$187.00
300JH26	E2323	Bodypoint – Grooved Mushroom Joystick Handle		\$187.00
Electronic Programmers  P. 17				\$
300PR10	–	R-net PC Programmer w/ Dongle		\$601.00
R-net Power Modules  P. 17				\$
300ER12	–	Power Module, VR-2 90A, Non-Expandable		NC
300ER22	–	Power Module, R-net, 90A, Non-Expandable (Only available with single power)		NC
300ER13	–	Power Module, R-net, 90A, Expandable (Required for Specialty Controls or 2+ Actuators)		\$1,309.00
300EX11	E2377	Expandable 90A Controller - R-net		\$692.00
300EX12	E2313	Harness for 90A Expandable Controller		\$617.00

JOYSTICK / ELECTRONICS

OPTION	HCPC	DESCRIPTION	RETAIL
Seating Control  P. 17			\$
Thru-Drive Control			
300E040	–	Omit Thru-Drive <i>(Requires Switch Control)</i>	NC
300E037	E2310	Thru-drive Control for 1 Actuator	\$2,196.00
300E038	E2311	Thru-drive Control for 2+ Actuators	\$3,975.00
Switch Control <i>(Available with Omit Thru-Drive only) (1 actuator for Tilt or Elevate only)</i>			
300E033	–	Dual Toggle for 1 Actuator	NC
300E034	–	2.5" Single Button Switch for 1 Actuator <i>(Button switches are not mounted)</i>	NC
300E041	–	Ctrl+5 Switch Box for 2 Actuators or more	NC
Additional Power Seating Control <i>(Available with Thru-Drive only)</i>			
300QG11	–	Ctrl+5 Switch Box with Free Assignable Functions	\$1,430.00
Dual Toggle Mounting Location			
300TN1	–	Toggle Mount, Right	NC
300TN2	–	Toggle Mount, Left	NC
Ctrl+5 Mounting location			
300EY19	–	Right Armrest	NC
300EY20	–	Left Armrest	NC
300EY21	–	Back Cane, Right	\$172.00
300EY24	–	Back Cane, Left	\$172.00
Ctrl+5 Switch Type			
300EY22	–	Push Buttons	NC
300EY23	K0108	Toggle Switches	\$343.00
Attendant Controls  P. 17			\$
3000A05	E2331	Dual Control Module for Attendant	\$1,487.00
3000A06	E2331	R-net Color LCD (CJSM1) Control Attendant Only	\$1,487.00
Attendant Mounting Location			\$
300DN5	–	Right Back Cane	NC
300DN6	–	Left Back Cane	NC
R-net Programming			\$
Assignable Buttons <i>Assignable Button feature allows for personalization of joystick buttons and/or Ctrl+5 Switches allowing access to various wheelchair and seating functions. When enabled, chair will be pre-programmed with seating functions assigned to buttons on the joystick. Assignments can be changed via PC Dongle.</i>			
300PM12	–	Include Assignable Buttons	NC
Power Centermount Footplate Extension Option			
300IE03	K0108	Include 7.5" Powered Footplate Extension for Transfer Assist <i>(Electronics programmed to allow footplates to be extended with or without legrest being raised.) Only Available with Powered Articulation</i>	\$1,430.00



Q500 M with SEDEO® LITE™

\$

Base Price

Total of additional equipment

Packaging and transport

Total Price

Date

Signature

Month

Day

Year

