



247777 Rev. C

## Switch-It<sup>®</sup> Remote Stop Switch Owner's Manual

### SUNRISE MEDICAL LISTENS

Thank you for choosing a Switch-It product. We want to hear your questions or comments about this manual, the safety and reliability of your system, and the service you receive from your Sunrise Medical authorized dealer. Please feel free to write or call us at the address and telephone number below:

**in North America:**

**SUNRISE MEDICAL (US) LLC**

Customer Service Department  
2842 N. Business Park Avenue  
Fresno, CA 93727 USA  
(800) 333-4000  
(800) 300-7502  
www.SunriseMedical.com

**in United Kingdom:**

**SUNRISE MEDICAL LTD.**

Sunrise Medical Ltd.  
Thorns Road  
Brierley Hill  
West Midlands  
DY5 2LD  
England  
Phone: 0845 605 66 88  
Fax: 0845 605 66 89  
www.SunriseMedical.co.uk



www.SunriseMedical.com/register

Be sure to register your product, and let us know if you change your address. This will allow us to keep you up to date with information about safety, new products, and options to increase your use and enjoyment of this product.

You can also register your product at:  
www.SunriseMedical.com/register

#### FOR ANSWERS TO YOUR QUESTIONS

Your Sunrise Medical authorized dealer knows your wheelchair best and can answer most of your questions about system safety, use, and maintenance.

For future reference, please fill in the following:

Dealer: \_\_\_\_\_

Address: \_\_\_\_\_

Telephone: \_\_\_\_\_

Serial #: \_\_\_\_\_ Date/Purchased: \_\_\_\_\_

#### ADDITIONAL INFORMATION YOU SHOULD KNOW

No component of this product was made with Natural Rubber Latex.



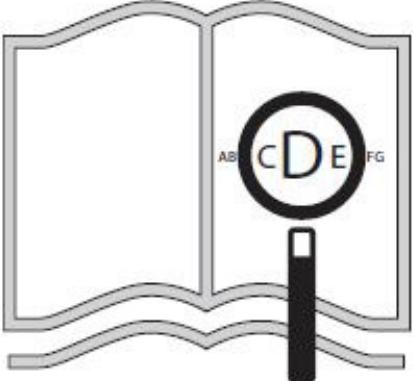
#### DISPOSAL AND RECYCLING INFORMATION

When this product reaches the end of its life, please take it to an approved collection or recycling point designated by your local or state government. This product is manufactured using a variety of materials. Your product should not be disposed of as ordinary household waste.


You should dispose of your product properly, according to local laws and regulations. Most materials that are used in the construction of this product are fully recyclable.

The separate collection and recycling of your product at the time of disposal will help conserve natural resources and ensure that it is disposed in a manner that protects the environment.

Ensure you are the legal owner of the product prior to arranging for the product disposal in accordance with the above recommendations.



If you are visually impaired, this document can be viewed in PDF format at [www.SunriseMedical.com](http://www.SunriseMedical.com)



Dealer signature and stamp

NOTE: Check all parts for shipping damage. In case of damage DO NOT use. Contact Carrier/Sunrise Medical for further instructions.

## **⚠ WARNING**

DO NOT install this equipment without first reading and understanding this manual. If you are unable to understand the Warnings, Cautions, and Instructions, contact a qualified clinician or Sunrise Medical authorized dealer - otherwise injury or damage may occur.



## **⚠ WARNING**

This device can be affected by Electro-Magnetic Interference (EMI) and Radio Frequency Interference (RFI). If you think the product has undergone an EMI or RFI event, please contact your Sunrise Medical authorized dealer immediately.

1. Radio wave sources, such as radio stations, TV stations, amateur radio (HAM) transmitters, two-way radios, and cellular phones can affect powered control.
2. If unintended movement or brake release occurs, turn the power wheelchair OFF and do not operate until inspected, repaired, and/or replaced.
3. If the chair acts in an erratic manner, turn the power wheelchair OFF and do not operate until inspected, repaired, and/or replaced.
4. If the joystick stem is damaged, it can cause the chair to operate erratically; turn the power wheelchair OFF and do not operate until inspected, repaired, and/or replaced.
5. If any of the device cabling becomes frayed, cut, or disconnected in any way, turn the power OFF and do not operate until inspected, repaired, and/or replaced.

## **⚠ WARNING**

1. This device is not a life saving device. Proper supervision is required for power wheelchair users.
2. The remote stop may not work properly in all environments.

### **User information**

Congratulations on choosing a Switch-It product. Sunrise Medical's high-quality mobility products are designed to enhance independence and make your everyday life easier.

As a part of our ongoing product improvement initiative, Sunrise Medical reserves the right to change specifications and design without notice.

#### **This user manual**

This user manual will help you to use and maintain your product safely.

**Dealer:** This owner's manual must be given to the user of this device.

**Rider:** Before using this device read this entire manual and save it for future reference.



## A. Product Description

The Switch-It Remote Stop Switch (RSS) is a useful safety device which may be used in many environments. It allows an attendant to stop a power wheelchair being driven by the user via a radio frequency (RF) remote from approximately 30 feet away in an open environment. The attendant presses the remote button to inhibit the movement while the chair is active or driving. Pressing the remote button a second time will reactivate the chair controls (RSS-MR version only). This device is not a life saving device. Proper supervision is required for power wheelchair users.

The intended lifetime of this product is 5 years.

## B. Technical Information

- Control Type: Switched/Digital Power Wheelchair Peripheral Function Control
- Activation Type: Mechanical switch
- Activation Range: Up to 30 feet in an open environment
- Feedback: Power wheelchair movement stops
- Connector Type:
  - XLR – 3-pin electrical connector (Fig. 1)
  - MR – ring connectors to power wheelchair battery terminals (Fig. 2)
  - SureSeal - specific to Quantum powerchair (Fig. 3)
- Voltage Requirement: 24 volts
- Electronics Enclosure Dimensions: 3.75-in x 1.625-in

## C. Compatibility

The Switch-It Remote Stop Switch is compatible with all power wheelchairs which can provide 24 volts.

## D. Key Features

The Switch-It Remote Stop Switch contains encrypted Keeloq® code hopping technology.

The Remote Stop Switch with the XLR port connection (RSS-XLR) requires the power wheelchair to be restarted from the main power button on the joystick or from the power button on the Omni or Enhanced Display.

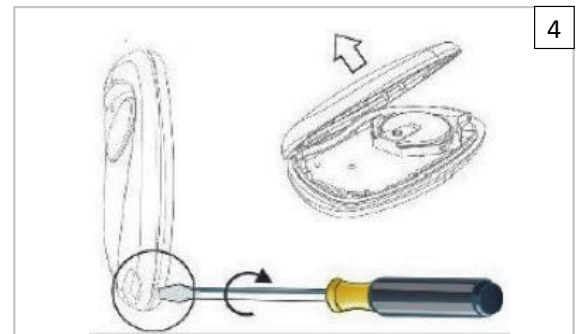
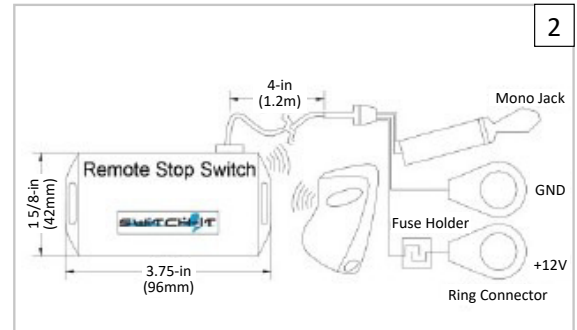
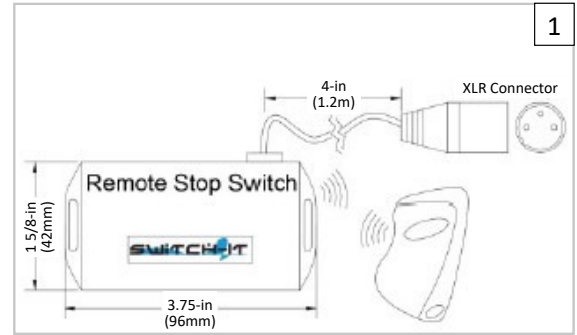
If using the Remote Stop Switch with the XLR port connection (RSS-XLR), it is imperative that the remote stop be plugged into the charger port after charging the power wheelchair and removing the battery charger from the charger port. The Remote Stop Switch will NOT operate properly if it is not plugged into the XLR/charger port.

The battery of the key fob transmitter may be replaced (Fig. 4), or a replacement key fob may be purchased separately.

## E. Engagement and Disengagement

To Engage the Remote Stop Switch: Press the button on the key fob. The system will now be in (STOPPED) mode (indicated by a blue light on the RSS box).

To Disengage the Remote Stop Switch: Power off the wheelchair and press the button on the key fob once more (the blue light on the RSS box will now be off). Next, power on the chair.



## F. Troubleshooting:


**Issue:** Power wheelchair hourglass shows on display and does not go away.

**Common Reason:** Transmitter (remote) and receiver are not paired.

**Solution:** Pair the transmitter (remote) and receiver.

1. Open receiver enclosure.
2. Press red button of the receiver (Fig. 5) until you hear a beep.
3. Press the transmitter key.
4. After you hear the receiver beep a second time, the units are now paired.

For further assistance, call Sunrise Technical Support at 1.800.333.4000.



## G. Maintenance Tips

The wheelchair's lifespan is dependant on it being well maintained. For information concerning specific settings, maintenance, or repair work, please contact your Sunrise Medical authorized dealer.

### Hygiene measures when being re-used:

Prior to the wheelchair being re-used, it must be carefully prepared. All surfaces which come into contact with the user must be treated with a disinfection spray.

To do this, you must use a disinfectant as authorised/recommended in your country, for rapid alcohol-based disinfection for medical products and medical devices, which must be disinfected quickly.

Please be aware of the manufacturer's instructions for the disinfectant you are using.

In general, a complete disinfection cannot be guaranteed on seams. We therefore recommend that you dispose of seat and back slings to avoid micro-bacterial contamination with active agents according to your local infection protection law.

### Conditions For Safe Storage:

- Products should be stored in a dry place: at 20 – 75% Relative Humidity.
- Protect from direct sunlight and dust for long periods.
- Away from direct heat and at a temperature between 5°C (40°F) to 40°C (104°F)
- Position and stack the packaged products according to the “this side up” arrows on the packaging.
- If a package is high and narrow and therefore potentially unstable, ensure it is well secured on the pallet or in the racking, to prevent it from falling down.
- Do not stack anything on top of the packaged products when the “do not stack” mark on the packaging is shown.
- Product should never be stored outside and subject to the elements.

## H. Warranty












Each Switch-It device is carefully inspected and tested to provide peak performance. Every Switch-It device is covered under a limited, express warranty.

1. All **electronic components** are covered under warranty for twelve (12) months from the date of shipment, provided normal use, unless modified or damaged.
2. All **mounting hardware** is covered under warranty for twelve (12) months from the date of shipment, provided normal use, unless modified or damaged
3. All **wearable items** (covers, pads, etc.) are covered under warranty for three (3) months from the date of shipment, provided normal use, unless modified or damaged.

Warranty claims should be processed through the nearest Sunrise Medical authorized dealer. A Return Authorization number must be obtained prior to returning the item for evaluation, along with details of the issue.

Items returned for warranty claim must be evaluated by Switch-It before warranty determination is made. Should a defect in materials or workmanship occur during the warranty period, and the item has not been modified or damaged, Switch-It will, at its option, rework or replace it without charge.

Except for express warranties made herein, all other warranties, including implied warranties of merchantability and warranties of fitness for a particular purpose are excluded. There is no implied warranty beyond what is contained herein. Remedies for breach of express warranties herein are limited to rework or replacement of the goods. In no event shall damages for breach of any warranty include any consequential damages or exceed the cost of non-conforming goods sold.

<b>Type:</b>	Product Name/ SKU Number		This symbol means Medical Device
	Serial Number		Manufacturer's address
 XXXX-XX-XX	Date of Manufacture		European Authorised Representative
	CE Mark		UK Responsible Person
	UKCA Mark		Swiss Representative's address
	Consult instructions for use		Importer's address

The management system of SUNRISE MEDICAL is certified to EN ISO 13485 and ISO 14001.

We at SUNRISE MEDICAL have been awarded the ISO-13485 certificate, which affirms the quality of our products at every stage, from R & D to production. This product meets the requirements in accordance with EU and UK regulations. Options or accessories shown are available at extra cost.

The varieties of fitting variants, as well as the modular design, mean that it can be used by those who cannot walk or have limited mobility because of:

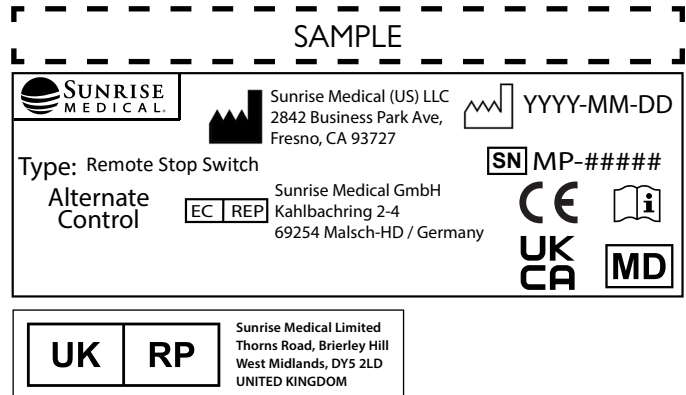
- Paralysis
- Loss of extremity (leg amputation)
- Extremity defect deformity
- Joint contractures/joint injuries
- Illnesses such as heart and circulation deficiencies, disturbance of equilibrium or cachexia as well as for elderly people who still have strength in the upper body.

The wheelchair shall not be used in case of:

- Perception disorder
- Imbalance
- Seating disability

NOTE: General user advice. Not following these instructions may result in physical injury, damage to the product or damage to the environment!

Notice to the user and/or patient: any serious incident that has occurred in relation to the device should be reported to the manufacturer and the competent authority of the Member State in which the user and/or patient is established.



 As the manufacturer, SUNRISE MEDICAL, declares that this product conforms to the Medical Device Regulation (2017/745).

 As the manufacturer, SUNRISE MEDICAL, declares that the product conforms to the UK Medical Devices Regulation 2002 No. 618.

### B4Me special adaptations

Sunrise Medical strongly recommends that in order to ensure that your B4Me product operates, and performs as intended by the manufacturer; all the user information supplied with your B4Me product is read and understood, before the product is first used. Sunrise Medical also recommends that the user information is not discarded after reading it, but it is kept safely stored for future reference.

### Medical Device Combinations

It may be possible to combine this Medical device with one or more other Medical Device or other product. Information on which combinations are possible can be found at [www.Sunrisemedical.co.uk](http://www.Sunrisemedical.co.uk). All combinations listed have been validated to meet the General Safety and Performance Requirements, section 14.1 of the Medical Device Regulation 2017/745.

Guidance on the combination, such as mounting, can be found at [www.SunriseMedical.co.uk](http://www.SunriseMedical.co.uk).



Sunrise Medical S.r.l.  
Via Riva, 20 – Montale  
29122 Piacenza  
Italia  
Tel.: +39 0523 573111  
Fax: +39 0523 570060  
www.SunriseMedical.it

Sunrise Medical AG  
Erlenauweg 17  
CH-3110 Münsingen  
Schweiz/Suisse/Svizzera  
Fon +41 (0)31 958 3838  
Fax +41 (0)31 958 3848  
www.SunriseMedical.ch

Sunrise Medical AS  
Delitoppen 3  
1540 Vestby  
Norge  
Telefon: +47 66 96 38 00  
Faks: +47 66 96 38 80  
post@sunrisemedical.no  
www.SunriseMedical.no

Sunrise Medical AB  
Neogatan 5  
431 53 Mölndal  
Sweden  
Tel: +46 (0)31 748 37 00  
post@sunrisemedical.se  
www.SunriseMedical.se

MEDICCO s.r.o.  
H – Park, Heršpická 1013/11d,  
625 00 Brno  
Czech Republic  
Tel.: (+420) 547 250 955  
Fax: (+420) 547 250 956  
www.medicco.cz  
info@medicco.cz  
Bezplatná linka 800 900 809

Sunrise Medical Aps  
Mårkærvej 5-9  
2630 Taastrup  
Denmark  
+45 70 22 43 49  
info@sunrisemedical.dk  
Sunrisemedical.dk

Sunrise Medical Pty. Ltd.  
11 Daniel Street, Wetherill Park,  
NSW 2164,  
Australia  
Phone: 9678 6600,  
Orders Fax: 9678 6655,  
Admin Fax: 9831 2244.  
Australia  
www.sunrisemedical.com.au

Sunrise Medical (US) LLC  
North American Headquarters  
2842 N. Business Park Avenue  
Fresno, CA, 93727, USA  
(800) 333-4000  
(800) 300-7502  
www.SunriseMedical.com

EC REP



Website Address:

Orders.switchit@sunmed.com

Sunrise Medical GmbH  
Kahlbachring 2-4  
69254 Malsch/Heidelberg  
Deutschland  
Tel.: +49 (0) 7253/980-0  
Fax: +49 (0) 7253/980-222  
www.SunriseMedical.de

Sunrise Medical Ltd.  
Thorns Road  
Brierley Hill  
West Midlands  
DY5 2LD  
England  
Phone: 0845 605 66 88  
Fax: 0845 605 66 89  
www.SunriseMedical.co.uk

Sunrise Medical S.L.  
Polígono Bakiola, 41  
48498 Arrankudiaga – Vizcaya  
España  
Tel.: +34 (0) 902142434  
Fax: +34 (0) 946481575  
www.SunriseMedical.es

Sunrise Medical Poland  
Sp. z o.o.  
ul. Elektronowa 6,  
94-103 Łódź  
Polska  
Telefon: + 48 42 275 83 38  
Fax: + 48 42 209 35 23  
E-mail: pl@sunrisemedical.de  
www.Sunrise-Medical.pl

Sunrise Medical B.V.  
Groningenhaven 18-20  
3433 PE NIEUWEGEIN  
The Netherlands  
T: +31 (0)30 – 60 82 100  
F: +31 (0)30 – 60 55 880  
E: info@sunrisemedical.nl  
www.SunriseMedical.nl

Sunrise Medical HCM B.V.  
Vossenbeemd 104  
5705 CL Helmond  
The Netherlands  
T: +31 (0)492 593 888  
E: customerservice@sunrisemedical.nl  
www.SunriseMedical.nl  
www.SunriseMedical.eu  
(International)

Sunrise Medical S.A.S  
ZAC de la Vrillonnerie  
17 Rue Mickaël Faraday  
37170 Chambray-Lès-Tours  
Tel : + 33 (0) 2 47 55 44 00  
Email: info@sunrisemedical.fr  
www.sunrisemedical.fr

CE UK  
CA



 **SUNRISE  
MEDICAL.**

©2023 Sunrise Medical (US) LLC  
247777 RevC