


ORDER FORM



To see QUICKIE Power Options or Accessories, scan here or visit:  
<https://www.sunrisemedical.com/power-wheelchair-options-accessories>



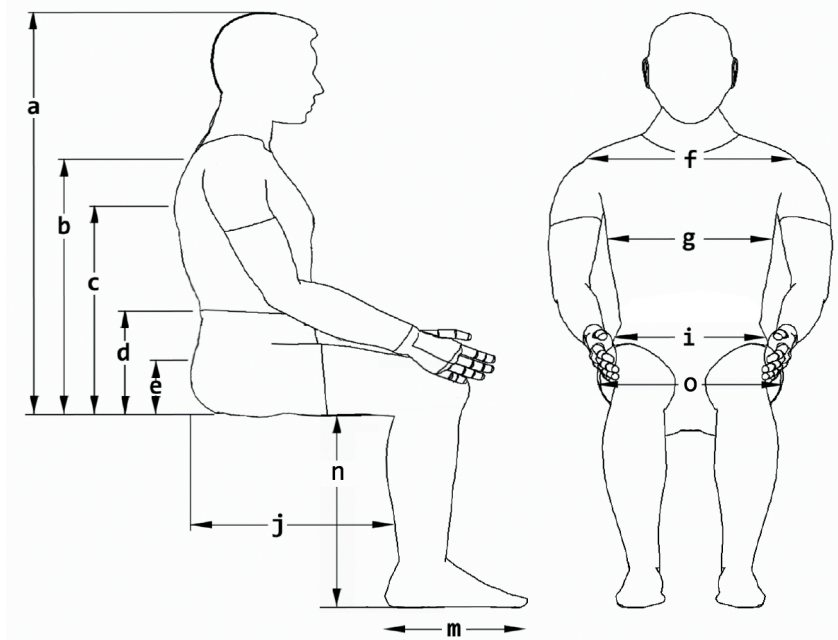
**Q300M** with SEDEO<sup>®</sup> LITE<sup>™</sup>

**EIPW40**

Customer		Ship To	
Account #		Name	
Date		Address	
PO#		City	
Buyer		State	Zip
Mark For		Phone	

## Client Measurements

a) Top of head to seat	in
b) Top of shoulder to seat	in
c) Underarm to seat	in
d) Elbow to seat	in
e) Top of leg to seat	in
f) Shoulder width	in
g) Chest width	in
i) Hip width	in
j) Actual sitting depth	in
m) Foot length	in
n) Knee to foot	in
o) Seat width	in



## Notes



## Chair Specifications

HCPC	K0848 / K0856
Weights starting at: (with Batteries)	NPC: 250 lbs SPC: 274 lbs
Power Seating	50° or 30° of CG Tilt / 12" seat elevator
Seat Type	SEDEO® LITE™
Seat Size Range	Width 15" to 20" Depth 16" to 22"
Seat-to-Floor Height Range	16.5" to 19"

## Mid-Wheel Drive Base Specifications

Drive Wheel Position	Mid-wheel drive
User Weight Capacity	300 lbs.
Base Size	Width 20.5", Length 33"
Minimum Turning Radius	17" (excludes footplates)
Drive Control	R-net PM 90A / VR-2 90A
Driving Range	Up to 17 miles
Drive Motors	4-pole 6 mph / 10 kph
Drive Wheels	12" w/flat-free inserts (black) 14" w/flat-free inserts (black)
Casters	7" front / 7" rear (black)
Charger	8A Dual Mode (Compact)
Battery Size	50Ah Group 22
Color	9 shroud colors and 7 color accents
Ground Clearance	3"

BASE			
OPTION	HCPC	DESCRIPTION	RETAIL
Group 3 Standard Duty Mid Wheel Drive Base <i>End Item Number EIPW40 (LITE™ Seat)</i>			\$
400PC294	K0848	Quickie Q300 M NPC No Power Option for SEDEO® LITE™ Seat Included in Base Pricing : Q300 M Base, VR-2 90amp Electronics for No Power Seat Functions, Six-Wheel Suspension, 12" Drive Wheels with Dual Density Inserts, 7" Flat Free Casters, ISO Occupied Tie-Down Brackets and 8amp Charger. Max Speed = 6mph, Weight Capacity = 300lbs., STFH = 16.5".	\$8,374.00
400PC295	K0856	Quickie Q300 M SPC Single Power Option for SEDEO® LITE™ Seat Included in Base Pricing : Q300 M Base, VR-2 90amp Electronics for No Power Seat Functions, Six-Wheel Suspension, 12" Drive Wheels with Dual Density Inserts, 7" Flat Free Casters, ISO Occupied Tie-Down Brackets and 8amp Charger. Max Speed = 6mph, Weight Capacity = 300lbs., STFH = 16.5".	\$8,374.00
User Weight			\$
400WG23	–	Up to 300 lbs.	NC
Motor Package			\$
400PF99	–	4-pole 10 kph / 6 mph	NC
Drive Wheels  P. 15			\$
400DW13	–	Drive Wheel, 12", Solid, Knobby, Black	NC
400DW58	–	Drive Wheel, 14", Solid, Knobby, Black	NC
Caster Wheels  P. 15			\$
400CW59	–	Caster Wheels 7", Solid, Black	NC
Shroud Color			\$
400C164	–	Black	NC
400C165	–	Candy Apple Red	NC
400C166	–	Candy Blue	NC
400C167	–	Candy Purple	NC
400C176	–	Green Apple	NC
400C178	–	Pearl Pink	NC
400C182	–	Silver	NC
400C125	–	White	NC
400C170	–	American Flag	\$590.00
Color Accents			\$
<i>Note: Color Accents and Shroud Colors may not match.</i>			
400EZ20	–	Apple Green	NC
400EZ22	–	Black	NC
400EZ21	–	Blue	NC
400EZ23	–	Orange	NC
400EZ24	–	Red	NC
400EZ19	–	White	NC
400EZ25	–	Silver	NC

BASE			
OPTION	HCPC	DESCRIPTION	RETAIL
<b>ISO Transit Tie Downs</b>			\$
400T050	–	ISO Transit Package	NC
<b>LED Lights</b>  P. 15			\$
400LI04	–	LED Lights and Indicators	\$1,373.00
400LI08	–	LED Fender Lights	\$555.00
400LI02	–	Omit LED Lights	NC
<b>Seat Heights</b>			\$
<b>Seat Height</b> <i>Measured from front of seat pan to floor with 0° frame angle. Not all seat heights are available with all seat depths and power seating. Please see online configurator for full availability.</i>			
400HT103	–	16.5"	NC
400HT55	–	17"	NC
400HT104	–	17.5"	NC
400HT56	–	18"	NC
400HT105	–	18.5"	NC
400HT57	–	19"	NC
<b>Batteries and Chargers</b>  P. 15			\$
<b>Group 22 Battery</b>			
400AG35	E2361	GP22 / 50Ah Flat Top Pair	\$667.00
<b>Omit Batteries</b>			
400AG24	–	Battery Harnesses Only <i>(Omit Batteries)</i>	NC
<b>Chargers</b>			
400BJ30	–	10A Dual Mode (Compact)	\$108.00
400BJ19	–	8A Dual Mode (Compact)	NC

**POWERED SEATING**

OPTION	HCPC	DESCRIPTION	RETAIL
--------	------	-------------	--------

**Power Seating Options**  P. 15 \$
**Seat Elevator**

400PI07	E2298	Seat Elevator, Powered, 300 mm / 12"	\$3,717.00
400PI08	E2298	C-Me® Seat Elevator, Powered, 300 mm / 12" (C-Me speed up to 3 mph) (N/A with VR-2)	\$3,717.00

**Seat Tilt**

400PA48	E1002	Posterior 50° Tilt	\$8,292.00
---------	-------	--------------------	------------

**Pre Set Seat Frame Angle (No Power Seating Options, Increases Seat to Floor Height)** \$

400FA10	–	0° (Adds 0" to STFH)	NC
400FA3	–	3° (Adds 1" to STFH)	NC

**SEDEO® LITE™ Backrest Frame (Angle Adjustable 86° to 106°)** \$
**Back Frame Width**

400BF21	–	Width Adjustable, 385 to 485 mm / 15" to 19"	NC
400BF22	–	Width Adjustable, 460 to 510 mm / 18" to 20"	NC

**Back Cane Height**

400B263	–	Standard, 18" to 20"	NC
400B264	–	Tall, 21" to 23"	NC
400PH30	–	Height Adjustable, Short w/Trailing Push Handles, 20" to 22"	NC
400PH31	–	Height Adjustable, Tall w/Trailing Push Handles, 23" to 26"	NC

**Backrest Frame Option** \$

400BF13	–	Flip Down, Quick Release	\$144.00
400BF24	–	Removable	NC

**Back Cushion Type** \$

400BT148	–	SEDEO® LITE™ Sling Back with Tension Adjustable Straps (Choose Seating in Section A)	NC
400BT135	–	JAY® J3® (Choose Seating in Section B)	NC
400BT133	–	OMIT (For personalized Mounting. No Headrest Mount)	NC

**POWERED SEATING**

OPTION	HCPC	DESCRIPTION	RETAIL
--------	------	-------------	--------

**A - SEDEO® LITE™****A - SEDEO® LITE™ Sling Back Dimensions**

\$

**Installed Back Height - (From Pan to Top of Back)**

400JR71	–	18"	NC
400JR72	–	19"	NC
400JR73	–	20"	NC
400JR74	–	21"	NC
400JR75	–	22"	NC
400JR76	–	23"	NC

**B - JAY® J3® Back****B - JAY® J3® Back - Contour**

p. 15

\$

400JP01	E2613	J3® PA Back for 16"-20" Wide	\$613.00
400JP11	E2615	J3® PL Back for 16"-20" Wide	\$715.00
400JP13	E2620	J3® PD Back for 16"-20" Wide <i>(18" and 21" Shell Height Only)</i>	\$858.00

**B - JAY® J3® Back Mounting Hardware**

\$

400JP20	–	TH	NC
---------	---	----	----

**B - JAY® J3® Back Width**

\$

400JQ02	–	16"	NC
400JQ03	–	18"	NC
400JQ04	–	20"	NC

**B - JAY® J3® Back Shell Options and Height Ranges**

\$

**JAY® J3® Shell Height**

400JR14	–	16.5" tall shell <i>(Upper Thoracic Short)</i>	NC
400JR15	–	18" tall shell <i>(Upper Thoracic Med)</i>	NC
400JR16	–	19.5" tall shell <i>(Upper Thoracic Tall)</i>	NC
400JR17	–	21" tall shell <i>(Shoulder Height)</i>	NC
400JR27	–	22.5" tall shell <i>(Shoulder Height)</i>	NC
400JR28	–	24" tall shell <i>(Shoulder Height)</i>	NC

**POWERED SEATING**

OPTION	HCPC	DESCRIPTION	RETAIL
<b>JAY® J3® Installed Back Height (From Pan to Top of Back)</b>			
400JR29	–	21"	NC
400JR19	–	22"	NC
400JR20	–	23"	NC
400JR21	–	24"	NC
400JR22	–	25"	NC
400JR23	–	26"	NC
400JR24	–	27"	NC
400JR25	–	28"	NC
400JR30	–	29"	NC
400JR31	–	30"	NC

**B - JAY® Anterior Thoracic Support**  P.15

\$

*Classic-Structure Pull Down Harness (4 point strap, Only available with JAY® backrest)*

400K10	E0960	Medium (ATS8302)	\$174.00
400K11	E0960	Large (ATS8303)	\$174.00

**B - JAY® Lateral Thoracic Swing-Away Supports** *(Requires pad, upholstery, and mount)*

\$

**Lateral Thoracic Support Pads**

400JW35	E0956	Lateral Thoracic (LxH) 100 mm x 127 mm / 4" x 5" Pad - Right	\$144.00
400JW38	E0956	Lateral Thoracic (LxH) 100 mm x 127 mm / 4" x 5" Pad - Left	\$144.00
400JW36	E0956	Lateral Thoracic (LxH) 100 mm x 152 mm / 4"x 6" Pad - Right	\$144.00
400JW39	E0956	Lateral Thoracic (LxH) 100 mm x 152 mm / 4"x 6" Pad - Left	\$144.00
400JW37	E0956	Lateral Thoracic (LxH) 152 mm x 100 mm / 6" x 4" Pad - Right	\$144.00
400JW40	E0956	Lateral Thoracic (LxH) 152 mm x 100 mm / 6" x 4" Pad - Left	\$144.00

**Lateral Thoracic Support Pad Upholstery**

400NU01	–	Premium Leatherette	NC
400NU02	–	Stretch	NC

**Lateral Thoracic Swing-Away Mount**

400JW41	E1028	Lateral Thoracic Swing-Away Bracket - Right	\$286.00
400JW42	E1028	Lateral Thoracic Swing-Away Bracket - Left	\$286.00

## POWERED SEATING

OPTION	HCPC	DESCRIPTION	RETAIL
--------	------	-------------	--------

Headrests *(Requires Pad, Upholstery, & Mount)*  P. 16

\$

## Headrest Pad

400HE36	E0955	SEDEO® Pad Small with Cover (LxH) 240 x 150 mm / 10" x 6" <i>Can only be used with Multi Position Headrest Mount with quick-release and SEDEO® upholstery</i>	\$184.00
400HE38	E0955	Whitmyer® Plush Headrest Pad 203 mm / 8"	\$234.00
400HE39	E0955	Whitmyer® Plush Headrest Pad 254 mm / 10"	\$234.00
400HE44	E0955	Whitmyer® Plush Headrest Pad 356 mm / 14"	\$245.00
400HE46	E0955	Whitmyer® Adjust-A-Plush Headrest Pad Medium <i>(Adjustable 7" to 16" Wide x 4" Tall)</i>	\$360.00
400HE48	–	OMIT Headrest Pad	NC

## Headrest Pad Upholstery

400NU10	–	SEDEO® Upholstery	NC
400NU11	–	Whitmyer® Lycra	NC

## Headrest Mount

400MH32	E1028	SEDEO® Multi-Position Headrest Mount with Quick Release <i>(Only available with SEDEO® Pad)</i>	\$229.00
400MH33	E1028	Whitmyer® Linx Headrest Mount with Quick Release	\$188.00
400MH34	E1028	Whitmyer® Linx-2 Headrest Mount with Quick Release	\$229.00
400MH35	E1028	Whitmyer® AXYS Headrest Mount with Quick Release	\$121.00
400MH17	–	OMIT Headrest Mount	NC

## Seat Cushion Type

\$

400ST80	–	JAY® (See Section C)	NC
400ST75	–	Omit	NC

## Seat Size

\$

## Seat Pan Width


400R78	–	15"	NC
400R53	–	16"	NC
400R54	–	17"	NC
400R55	–	18"	NC
400R56	–	19"	NC
400R57	–	20"	NC

Seat Pan Depth *(Front of seat pan to front of back cushion – effective depth)*

400RF51	–	16"	NC
400RF45	–	17"	NC
400RF46	–	18"	NC
400RF47	–	19"	NC
400RF48	–	20"	NC
400RF49	–	21"	NC
400RF50	–	22"	NC



## POWERED SEATING

OPTION	HCPC	DESCRIPTION	RETAIL
<b>C - JAY® Seat Cushion</b>			
<b>C - JAY® Seat Cushion</b>  P. 16			<b>\$</b>
400CU59	E2607	JAY® Ion® (Sizes 16" to 20" Wide)	\$451.00
400CU61	E2607	JAY® Union® (Sizes 16" to 20" Wide)	\$510.00
400CU64	E2622	JAY® Fusion® (Sizes 16" to 20" Wide)	\$504.00
400CU104	E2622	JAY® Fusion® with Cryo® Technology (Sizes 16" to 20" Wide)	\$618.00

## POSITIONING SUPPORTS & ACCESSORIES

OPTION	HCPC	DESCRIPTION	RETAIL
<b>Knee and Thigh Swing-Away Support Pads</b>			<b>\$</b>
<b>Lateral Knee Support Pads and Hardware (must pick pad and mount)</b>			
400XY05	E0953	Lateral Knee Support Pad, Right (4" round)	\$201.00
400XY06	E0953	Lateral Knee Support Pad, Left (4" round)	\$201.00
400XX08	E1028	Lateral Swing-Away Bracket Knee - Right	\$263.00
400XX09	E1028	Lateral Swing-Away Bracket Knee - Left	\$263.00
<b>Lateral Thigh Support Pads and Hardware (must pick pad and mount)</b>			
400KF22	E0953	Lateral Thigh Support Pad Short, Right (5"x5")	\$144.00
400KF23	E0953	Lateral Thigh Support Pad Short, Left (5"x5")	\$144.00
400KF24	E0953	Lateral Thigh Support Pad Long, Right (5"x7")	\$144.00
400KF25	E0953	Lateral Thigh Support Pad Long, Left (5"x7")	\$144.00
400KF26	E1028	Lateral Thigh Removable Mount - Right	\$286.00
400KF27	E1028	Lateral Thigh Removable Mount - Left	\$286.00
<b>Armrest Structure  P. 16</b>			<b>\$</b>
400EG41	–	Reclining, Flip Back, Short (Best used with shorter seat depths) (Height Adjustable 9" to 15")	NC
400EG36	–	Reclining, Flip Back with 2-point post locking arm. (Height Adjustable 11" to 15" x 0.625")	\$286.00
400EG34	–	Single Post, SEDEO LITE, Removable (N/A with thigh support) (Height Adjustable 10" to 15")	NC
<b>Arm Pads  P. 16</b>			<b>\$</b>
<b>SEDEO® Armrest Pad</b>			
400AB62	–	300 mm / 12", Integral Foam, Right	\$57.00
400AE62	–	300 mm / 12", Integral Foam, Left	\$57.00
400AB63	–	400 mm / 16", Integral Foam, Right	\$57.00
400AE63	–	400 mm / 16", Integral Foam, Left	\$57.00
400AB61	–	SEDEO LITE Pad, Right	NC
400AE61	–	SEDEO LITE Pad, Left	NC
<b>Comfort Arm Pad (Foam)</b>			
400AB46	–	2" Wide Right	\$86.00
400AE46	–	2" Wide Left	\$86.00
<b>Comfort Arm Pad (Gel)</b>			
400AB48	–	2" Wide Right	\$172.00
400AE48	–	2" Wide Left	\$172.00
<b>Ottobock® Arm Troughs</b>			
400AE06	–	Ottobock Arm Trough, Med (12"), Left	\$133.00
400AB06	–	Ottobock Arm Trough, Med (12"), Right	\$133.00
400AE07	–	Ottobock Arm Trough, Large (14"), Left	\$133.00
400AB07	–	Ottobock Arm Trough, Large (14"), Right	\$133.00
400OL01	–	Ottobock Hand Pad, Med (7"), Left	\$58.00
400OR01	–	Ottobock Hand Pad, Med (7"), Right	\$58.00
400OL02	–	Ottobock Hand Pad, Large (9"), Left	\$58.00
400OR02	–	Ottobock Hand Pad, Large (9"), Right	\$58.00
400AE78	–	Ottobock 1 Piece Arm Trough (18"), Left	\$186.00
400AB78	–	Ottobock 1 Piece Arm Trough (18"), Right	\$186.00

**POSITIONING SUPPORTS & ACCESSORIES**

OPTION	HCPC	DESCRIPTION	RETAIL
<b>Fixed Centermount Legrest</b>			<b>\$</b>
400H136	–	Angle Adjustable Centermount Legrest	\$515.00
400H184	–	Fixed Centermount Legrest, Short <i>(Includes Calf Pads) (11.5" to 14.5" Leg Length)</i>	NC
400H185	–	Fixed Centermount Legrest, Long <i>(Includes Calf Pads) (13.5" to 18.5" Leg Length)</i>	NC
<b>Power Centermount Legrest  P. 16</b>			<b>\$</b>
400H109	E1012	Power Centermount Legrest, 90° - 0° Angle, 7.5" Extension <i>(Powered Articulation) (3" to 17.5" Leg Length)</i>	\$3,717.00
<b>Centermount Legrest Accessories</b>			<b>\$</b>
<b>Power Centermount Footplates</b>			
400F127	K0040	Dual, Height, Width and Angle Adjustable, Standard <i>(14"W x 10"D)</i>	\$193.00
400F128	K0040	Dual, Height, Width and Angle Adjustable, Large <i>(16"W x 12"D)</i>	\$193.00
<b>Angle Adjustable / Fixed Centermount Footplates</b>			
400F45	–	Single/Dual Footplate	NC
<b>Power Centermount Calf Pads</b>			
400DI34	–	Calf Pads, Pair, Standard Integral Foam	NC
400DI35	–	Calf Pads, Pair, Padded <i>(N/A w/ std. footplate)</i>	\$400.00
<b>Angle Adjustable Centermount Calf Pads</b>			
400DI49	–	Calf Pads, Pair, Standard Integral Foam	NC
400DI50	–	Extra Large Single Calf Pad	\$172.00
<b>SEDEO® PRO™ Swing-Away Legrest (Pair) <i>(Footplates, calf supports &amp; options must be selected separately.)</i></b>			<b>\$</b>
400H177	–	Legrests, Swing-Away, 70°, SEDEO® PRO™ <i>(14" to 21" Leg Length)</i>	NC
400H178	E0990	Legrests, Manual Elevating, Swing-Away, SEDEO® PRO™ <i>(Includes Padded Calf Pads) (14.5" to 21.5" Leg Length)</i>	\$400.00
400H179	E1010	Legrests, Power Elevating, Swing-Away, SEDEO® PRO™ <i>(Includes Padded Calf Pads) (15.5" to 22.5" Leg Length)</i>	\$2,459.00
400HI76	–	Omit Legrests	NC
<b>Swing-Away Legrest Footplates</b>			
400F369	K0040	Angle Adjustable Flip-Up Footplates	\$193.00
<b>Swing-Away Legrest Calf Supports</b>			
400DI42	–	Calf Support, Depth Adjustable, Padded <i>(6.5" to 8" Wide, depending on chair width, x 9.5" Tall)</i>	\$451.00
<b>Swing-Away Legrest Options</b>			
400DI44	E0951	Heel Loops	\$57.00
400KG4	–	Knee Pads, Integral Foam <i>(2.5" Wide x 4.5" Tall)</i>	\$229.00
<b>SEDEO® Lower Extremity Swing-Away Support</b>			
400VD01	E1020	Lower Extremity Support, Padded, Swing-Away, SEDEO®, Right	\$451.00
400VD02	E1020	Lower Extremity Support, Padded, Swing-Away, SEDEO®, Left	\$451.00

## POSITIONING SUPPORTS & ACCESSORIES

OPTION	HCPC	DESCRIPTION	RETAIL
<b>Pelvic Positioning Belts</b>  P. 16			
400A837	–	Positioning Belt, Auto Style Buckle, 50 mm 1600 mm / 2"	NC
400A839	–	Positioning Belt, Aircraft Buckle, 50 mm x 1300 mm / 2"	NC
400A840	E0978	Positioning Belt, Aircraft Buckle, Padded 50 mm x 1300 mm / 2"	\$86.00
400A845	K0108	Bodypoint – Evoflex Pelvic Stabilizer Belt	\$199.00
400A846	K0108	Bodypoint – Evoflex Pelvic Stabilizer Belt with Extension	\$220.00

### Accessories

\$

#### Ventilator Option

400VT12	E1029	Vent Tray Fixed ( <i>Pulmonetic LTV Models</i> )	\$531.00
---------	-------	--	----------

#### O2 Tank Option

400A718	E2208	O2 Tank Holder Mounted to Backrest ( <i>D and E Styles</i> )	\$372.00
---------	-------	--	----------

#### Wheelchair Tray Table

4007A09	E0950	Tray, Swing-Away	\$400.00
---------	-------	------------------	----------

#### Backpack

400A1	–	Black Utility	\$62.00
-------	---	---------------	---------

#### Medial Thigh Support

4008A80	E0957	Medial Thigh Support	\$193.00
4008A81	E1028	Pommel Swing-Away Hardware	\$286.00

#### Misc. Accessories

4008A59	–	Transfer Bar ( <i>Pair</i> )	\$400.00
4008A52	–	Ram Mount Phone	\$98.00
4008A53	–	Ram Mount Tablet	\$400.00
4008A54	–	Ram Mount Cup Holder	\$98.00
4008A58	–	Rear View Mirror	\$98.00
400A611	–	Crutch Holder	\$144.00
4008A73	–	Bag for Armrest	\$98.00
4009A10	–	Utility Hooks	\$59.00

**JOYSTICK / ELECTRONICS**

OPTION	HCPC	DESCRIPTION	RETAIL
<b>VR-2 Joystick</b>			<b>\$</b>
400J127	–	VR-2 Joystick	NC
<b>R-net Joystick (Remote)  P. 17</b>			<b>\$</b>
400J121	–	Standard LED Joystick (w/o Screen Display)	NC
400J116	–	Color Joystick (2.3" Color LCD Screen Display, CJSM1)	NC
400J118	–	High Resolution Color Joystick, (CJSM2+BT) 3.5" Color LCD Display, Paddle Switches, Programmable Shortcut Keys, ICONs, Stereo Jack, IR and dual (IOS/Android) Bluetooth control	\$1,206.00
400J119	–	Omit Remote Control (Required with arm mounted specialty controls)	NC
<b>Joystick Mounting</b>			<b>\$</b>
400JM34	–	Fixed on Armrest	NC
400JM35	E1028	Parallel Swing-Away (Flip-Back - Swing In/Out, Single Post - Swing Out)	\$338.00
400JM36	E1028	Link-It Mid Line Mount on Armrest (Swing-Away)	\$972.00
<b>Joystick Mount (Location)</b>			<b>\$</b>
400HM16	–	Right Hand Armrest	NC
400HM17	–	Left Hand Armrest	NC
<b>Display Language Selection R-net</b>			<b>\$</b>
400L1	–	English	NC
400L3	–	French	NC
400L7	–	Spanish	NC
<b>Joystick Handle (Optional)  P. 17</b>			<b>\$</b>
400JH13	E2323	Ball Handle	\$144.00
400JH15	E2323	T-Handle	\$144.00
400JH24	E2323	Bodypoint – Rubber Dome Joystick Handle	\$187.00
400JH25	E2323	Bodypoint – U-Shaped Joystick Handle (3")	\$187.00
400JH26	E2323	Bodypoint – Grooved Mushroom Joystick Handle	\$187.00
<b>Electronic Programmings  P. 17</b>			<b>\$</b>
400PR10	–	R-net PC Programmer w/ Dongle	\$601.00
<b>R-net Power Modules  P. 17</b>			<b>\$</b>
400ER12	–	Power Module, VR-2 90A, Non-Expandable	NC
400ER13	–	Power Module, R-net, 90A, Expandable (Required for Specialty Controls or 3+ Actuators)	\$1,309.00
400EX11	E2377	Expandable 90A Controller - R-net	\$692.00
400EX12	E2313	Harness for 90A Expandable Controller	\$617.00

## JOYSTICK / ELECTRONICS

OPTION	HCPC	DESCRIPTION	RETAIL
<b>Seating Control</b>  P. 17			\$
<b>Powered Seating Control</b>			
400E040	–	Omit Thru-Drive <i>(Requires Switch Control)</i>	NC
400E037	E2310	Thru-drive Control for 1 Actuator	\$2,196.00
400E038	E2311	Thru-drive Control for 2+ Actuators	\$3,975.00
<b>Switch Control</b> <i>(Available with Omit Thru-Drive only) (1 Actuator for Tilt or Elevate only)</i>			
400E033	–	Dual Toggle for 1 Actuator	NC
400E034	–	2.5" Single Button Switch for 1 Actuator <i>(Button switches are not mounted)</i>	NC
400E041	–	Ctrl+5 Switch Box for 2 Actuators or more	NC
<b>Additional Power Seating Control</b> <i>(Available with Thru-Drive only)</i>			
400QG11	–	Ctrl+5 Switch Box with Free Assignable Functions	\$1,430.00
<b>Dual Toggle Mounting Location</b>			
400TN1	–	Toggle Mount, Right	NC
400TN2	–	Toggle Mount, Left	NC
<b>Ctrl+5 Mounting location</b>			
400EY19	–	Right Armrest	NC
400EY20	–	Left Armrest	NC
400EY21	–	Back Cane, Right	\$172.00
400EY24	–	Back Cane, Left	\$172.00
<b>Ctrl+5 Switch Type</b>			
400EY22	–	Push Buttons	NC
400EY23	K0108	Toggle Switches	\$343.00
<b>Attendant Controls</b>  P. 17			\$
4000A05	E2331	Dual Control Module for Attendant	\$1,487.00
4000A06	E2331	R-net Color LCD (CJSM1), Control Attendant Only	\$1,487.00
<b>Attendant Mounting Location</b>			\$
400DN5	–	Right Back Cane	NC
400DN6	–	Left Back Cane	NC
<b>R-net Programming</b>			\$
<b>Assignable Buttons</b>			
<i>Assignable Button feature allows for personalization of joystick buttons and/or Ctrl+5 Switches allowing access to various wheelchair and seating functions. When enabled, chair will be pre-programmed with seating functions assigned to buttons on the joystick. Assignments can be changed via PC Dongle.</i>			
400PM12	–	Include Assignable Buttons	NC
<b>Power Centermount Footplate Extension Option</b>			
400IE03	K0108	Include 7.5" Powered Footplate Extension for Transfer Assist <i>(Electronics programmed to allow footplates to be extended with or without legrest being raised.) Only Available with Powered Articulation</i>	\$1,430.00



Q300 M with SEDEO® LITE™

\$

Base Price

Total of additional equipment

Packaging and transport

Total Price

Date

Signature

Month

Day

Year

