



Zippie Voyage
January 2020
 EIZ16

Date: _____

Dealer Acct #: _____

Dealer: _____

Dealer Contact: _____

Dealer Address: _____

Dealer City: _____ ST: _____ ZIP: _____

Dealer Phone: () _____ Fax: () _____

Confirm Via: Fax Email

Mark For: _____

SUBMITTING FOR: Quote Order

PO#: _____

Ship To: _____

Attention: _____

Address: _____

Address: _____

Ship To City: _____ ST: _____ ZIP: _____

Ship To Phone: () _____ Fax: () _____

The HCPCS CODES herein are based on PDAC verification or interpretation of Medicare definitions and guidelines. Non-Medicare payers may accept alternative HCPCS CODES, including misc. codes to ensure access for their enrollees. The use of HCPCS CODES does not ensure coverage or payment.

✓	Option #	HCPCS	Definition	Price	✓	Option #	HCPCS	Definition	Price
1. FRAME STYLE									

Designed in conjunction with Baby Jogger allowing their patented quick fold technology which allows one to fold a base unit after removing the seat in one simple step and with a secure fold latch for easy storage. Each unit includes:

- Hand operated Wheel Lock
- 12" rear tires & 7" front casters
- Front caster suspension & swivel locks
- 75 lbs Weight Capacity
- Quick release front and rear wheels
- Telescoping stroller handle
- Adjustable seating Shell
- Canopy w/ breathable window/mesh pockets
- 45° Tilt
- Fwd & Rwd facing seating capability
- Under carriage storage
- (may be limited when some options chosen)

Frame Style			
Voyage For Advanced Seating			
<input type="checkbox"/>	199BS7	E1232	Voyage for Advanced Seating with Tilt - Includes Seating \$2,495
<input type="checkbox"/>	199BS8	E1234	Voyage for Advanced Seating with Tilt - Seating not included in base price \$2,250
Voyage for Moderate Seating			
<input type="checkbox"/>	199BS9	E1232	Voyage for Moderate Seating with Tilt - Includes Seating \$2,495
<input type="checkbox"/>	199BS14	E1234	Voyage for Moderate Seating with Tilt - Seating not included in base price \$2,250

Booster Base Options with seating			
<input type="checkbox"/>	199BS10	E1399	Voyage Booster Base with Tilt and Advanced Seating \$2,820
<input type="checkbox"/>	199BS11	E1399	Voyage Booster Base with Tilt and Moderate Seating \$2,820
<input type="checkbox"/>	199BS12	E1399	JCM Booster Base with Tilt and Advanced Seating \$3,975
<input type="checkbox"/>	199BS13	E1399	JCM Booster Base with Tilt and Moderate Seating \$3,975

Transit			
<input type="checkbox"/>	199KJ11	K0108	Transit Option \$250



For Moderate Seating
See page 2



For Advanced Seating
See pages 3 and 4

2. SIZE/SEATING - MODERATE SEATING

Choose section A (when ordering base which includes seating) or B (when ordering base that does not include seating in the base price)
Moderate Seating is set up in the medium configuration listed in the matrix on page 7.

Section A.				Section B.					
<input type="checkbox"/>	199KM01		Moderate Seating	NC	<input type="checkbox"/>	199KM03	E2292	Moderate Seating	\$225
<input type="checkbox"/>	199KM02	E1014	Recline Feature (required)	\$350	<input type="checkbox"/>	199KM04	E1014	Recline Feature (required)	\$350
Choose Upholstery Color (includes inner covers and crossover canopy)				Choose Upholstery Color (includes inner covers and crossover canopy)					
<input type="checkbox"/>	199KN01		Blue	NC	<input type="checkbox"/>	199KN05		Blue	NC
<input type="checkbox"/>	199KN02		Red	NC	<input type="checkbox"/>	199KN06		Red	NC
<input type="checkbox"/>	199KN03		Beige	NC	<input type="checkbox"/>	199KN07		Beige	NC
<input type="checkbox"/>	199KN04		Grey	NC	<input type="checkbox"/>	199KN08		Grey	NC
Positioning - Laterals (Optional)				Positioning - Laterals (Optional)					
<input type="checkbox"/>	199KO01	E0956	Laterals Small - Pair	\$150	<input type="checkbox"/>	199KO03	E0956	Laterals Small - Pair	\$200
<input type="checkbox"/>	199KO02	E0956	Laterals Large - Pair	\$150	<input type="checkbox"/>	199KO04	E0956	Laterals Large - Pair	\$200
Positioning - Hip Guides (Optional)				Positioning - Hip Guides (Optional)					
<input type="checkbox"/>	199KP01	E0956	Hip Guides - Pair	\$175	<input type="checkbox"/>	199KP02	E0956	Hip Guides - Pair	\$225
<input type="checkbox"/>	199KP03	E0956	Infant Insert - Pair (Hip Guides Req'd.)	\$125	<input type="checkbox"/>	199KP04	E0956	Infant Insert - Pair (Hip Guides Req'd.)	\$175
Head Supports (Optional)				Head Supports (Optional)					
<input type="checkbox"/>	199VJ01	E0955	Head Supports Small - Pair (Recommended)	\$150	<input type="checkbox"/>	199VJ03	E0955	Head Supports Small - Pair (Recommended)	\$160
<input type="checkbox"/>	199VJ02	E0955	Head Supports Large - Pair	\$150	<input type="checkbox"/>	199VJ04	E0955	Head Supports Large - Pair	\$160
Positioning - Medial Support (Optional)				Positioning - Medial Support (Optional)					
<input type="checkbox"/>	199KQ01	E0957	Medial Support - Tall	\$135	<input type="checkbox"/>	199KQ03	E0957	Medial Support - Tall	\$155
<input type="checkbox"/>	199KQ02	E0957	Medial Support - Contour	\$140	<input type="checkbox"/>	199KQ04	E0957	Medial Support - Contour	\$160
Grab Bar (Optional)				Grab Bar (Optional)					
<input type="checkbox"/>	199KR01	K0108	Grab Bar	\$135	<input type="checkbox"/>	199KR02	K0108	Grab Bar	\$145

OR

3. WHEELS AND CASTERS

Standard with Quick release rear and front wheels, and front wheel suspension with caster swivel locks

<input type="checkbox"/>	199WQ07		12" Pneumatic w/ Airless Inserts with 7" casters	STD
--------------------------	---------	--	--	-----

4. FOOTREST

<input type="checkbox"/>	199F329	K0040	Angle Adj. Footrest (Required)	\$155
--------------------------	---------	-------	--------------------------------	-------

5. POSITIONING AND TRUNK SUPPORTS

JAY Anterior Pelvic Belts - E0978				
Standard 2 Point Belt - Push Button 1"				
<input type="checkbox"/>	199ZZ10	E0978	No Pad (APB5110)	\$40
<input type="checkbox"/>	199ZZ11	E0978	4.5" Pad (APB5115)	\$91
<input type="checkbox"/>	199ZZ12	E0978	5.5" Pad (APB5116)	\$91
Standard 2 Point Belt - Push Button 1 1/2"				
<input type="checkbox"/>	199ZZ14	E0978	No Pad (APB7210)	\$40
<input type="checkbox"/>	199ZZ15	E0978	7.5" Pad (APB7212)	\$86
V-Contour Pelvic 4 Point Belt - Push Button Varies				
<input type="checkbox"/>	199ZZ24	E0978	SM Pad - 1" Push Button (APB3716)	\$170
<input type="checkbox"/>	199ZZ23	E0978	Med Pad - 1-1/2" Push Button (APB3727)	\$170

JAY Anterior Trunk Supports - E0960				
<i>Structure Classic not available with Early Intervention Size</i>				
Anterior Trunk Support - Style				
<input type="checkbox"/>	199JY01	E0960	Classic Dynamic (ATS8100 Series)	\$152
<input type="checkbox"/>	199JY02	E0960	Classic Structure (ATS8300 Series)	\$152
<input type="checkbox"/>	199JY06	E0960	Center Opening Dynamic (ATS8800 Series)	\$152
<input type="checkbox"/>	199JY05	E0960	Center Opening Structure (ATS9400 Series)	\$152
Anterior Trunk Support - Size				
<input type="checkbox"/>	199JZ05		Early Intervention	NC
<input type="checkbox"/>	199JZ06		Xtra Small	NC
<input type="checkbox"/>	199JZ01		Small	NC

2. SIZE/SEATING - ADVANCED SEATING

Choose section A (when ordering base which includes seating) or B (when ordering base that does not include seating in the base price)

Section A. (Seat options when ordering base which includes seating) - ADVANCED SEATING

Cushion includes:
 - Contoured Medium Density Foam
 - 6" to 13" Hip Width
 - 3" Lateral Hip Blocks (Pr)
 (Hip Blocks Not avail. on Planar w/o Hip Block cushion)
 - Slight Medial Thigh Contour
 - Fixed Ischial Ledge
 - Built in Depth Growth
 - Removable Neoprene Cover

ADJUSTABLE CONTOUR SEAT includes:
 -Adjustable Pre-Ischial Ledge
 - Adjustable 1" High Foam Wedges for:
 Lateral Hip and Thigh Support
 Medial Knee and Thigh Support
 - 3" Seat Depth Growth Kit
 - Removable Neoprene Cover

OR

<input type="checkbox"/>	199CU28		Planar Seat without Hip Blocks	NC
<input type="checkbox"/>	199CU41	E2292	Planar Seat w/ Hip Block - Pair	\$265
<input type="checkbox"/>	199CU42	E2294	Contoured Wedge Seat	\$265
<input type="checkbox"/>	199CU43	E2294	Contoured Anti-Thrust (Ledge) Seat	\$265

<input type="checkbox"/>	199ST65	E2294	Adjustable Contour Seat	\$320
--------------------------	---------	-------	-------------------------	-------

Choose Foam				
<input type="checkbox"/>	199FM1		Soft Foam	NC
<input type="checkbox"/>	199FM2		Medium/Soft Foam	NC
<input type="checkbox"/>	199FM3		Medium Foam	NC

Choose Depth (Based on 1" T-Back)				
<input type="checkbox"/>	199SD78		Short 5" - 8" Depth	NC
<input type="checkbox"/>	199SD79		Medium 7" - 10" Depth	NC
<input type="checkbox"/>	199SD80		Long 9" - 13" Depth	NC

Choose Depth (Based on 1" T-Back)				
<input type="checkbox"/>	199SD78		Short 5" - 8"	NC
<input type="checkbox"/>	199SD79		Medium 7" - 10"	NC
<input type="checkbox"/>	199SD80		Long 9" - 13" (4" growth)	NC

Section B. (Seat options when ordering base that does not include seating in base price.) - ADVANCED SEATING

Cushion includes:
 - Contoured Medium Density Foam
 - 6" to 13" Hip Width
 - 3" Lateral Hip Blocks (Pr)
 (Hip Blocks N/A on Planar w/o Hip Block cushion)
 - Slight Medial Thigh Contour
 - Fixed Ischial Ledge
 - Built in Depth Growth
 - Removable Neoprene Cover

ADJUSTABLE CONTOUR SEAT includes:
 -Adjustable Pre-Ischial Ledge
 - Adjustable 1" High Foam Wedges for:
 Lateral Hip and Thigh Support
 Medial Knee and Thigh Support
 - 3" Seat Depth Growth Kit
 - Removable Neoprene Cover

OR

<input type="checkbox"/>	199CU39	E2292	Planar Seat without Hip Blocks	\$225
<input type="checkbox"/>	199CU44	E2292	Planar Seat w/ Hip Blocks Pair	\$375
<input type="checkbox"/>	199CU37	E2294	Contoured Wedge Seat	\$375
<input type="checkbox"/>	199CU38	E2294	Contoured Anti-Thrust (Ledge) Seat	\$375

<input type="checkbox"/>	199ST60	E2294	Adjustable Contour Seat	\$420
--------------------------	---------	-------	-------------------------	-------

Choose Foam				
<input type="checkbox"/>	199FM1		Soft Foam	NC
<input type="checkbox"/>	199FM2		Medium/Soft Foam	NC
<input type="checkbox"/>	199FM3		Medium Foam	NC

Choose Depth (Based on 1" T-Back)				
<input type="checkbox"/>	199SD78		Short 5" - 8" Depth	NC
<input type="checkbox"/>	199SD79		Medium 7" - 10" Depth	NC
<input type="checkbox"/>	199SD80		Long 9" - 13" Depth	NC

Choose Depth (Based on 1" T-Back)				
<input type="checkbox"/>	199SD78		Short 5" - 8"	NC
<input type="checkbox"/>	199SD79		Medium 7" - 10"	NC
<input type="checkbox"/>	199SD80		Long 9" - 13"	NC

LOWER BODY SUPPORTS - ADVANCED SEATING

Lateral Hip Support (Adjusts from 7-1/2" to 11" width)				
<i>Only available with Planar seat without Hip Blocks and Adj. Contour seat.</i>				
<input type="checkbox"/>	199KC6	E0956	SM (4"x 4", 3/8" thick) Right	\$100
<input type="checkbox"/>	199KC4	E0956	SM (4"x 4", 3/8" thick) Left	\$100
<input type="checkbox"/>	199KC5	E0956	LG (5-3/8"x 4-3/4", 1/2" thick) Right	\$100
<input type="checkbox"/>	199KC3	E0956	LG (5-3/8"x 4-3/4", 1/2" thick) Left	\$100

Medial Support				
<input type="checkbox"/>	199KH12	E0957	Small (3"Hx 2-1/2"Wx 4-1/2"L)	\$125
<input type="checkbox"/>	199KH13	E0957	Large (3-3/4"Hx 4"Wx 6"L)	\$125
<input type="checkbox"/>	199HE77	E1028	Hardware Medial Support Brkt	\$225

Lateral Thigh Support (Adjusts from 3-1/2" to 11" width)				
<i>Only available with Planar seat without Hip Blocks and Adj. Contour seat.</i>				
<input type="checkbox"/>	199KF6	E0953	SM (4"x 4", 3/8" thick) Right	\$100
<input type="checkbox"/>	199KF4	E0953	SM (4"x 4", 3/8" thick) Left	\$100
<input type="checkbox"/>	199KF5	E0953	LG (5-3/8"x 4-3/4", 1/2" thick) Right	\$100
<input type="checkbox"/>	199KF3	E0953	LG (5-3/8"x 4-3/4", 1/2" thick) Left	\$100

3. WHEELS AND CASTERS

Standard with Quick release rear and front wheels, and front wheel suspension with caster swivel locks

<input type="checkbox"/>	199WQ07	12" Rear Wheels - Pneumatic w/ Airless Inserts 7" casters	STD
--------------------------	---------	---	-----

4. FOOTREST

<input type="checkbox"/>	199F312	K0040	Angle Adj. Footrest (Required)	\$155
<i>Footrest adjustment range 1-1/2" - 12", Short Range, the footplate will be inverted. Choose desired setting, if not chosen Long Range is default.</i>				
<input type="checkbox"/>	199F313	K0037	Preset in short range 1-1/2"-4"	NC
<input type="checkbox"/>	199F314		Preset in long range 4-1/2" - 12"	NC

5. BACKREST - ADVANCED SEATING ONLY

BACKREST SHELL															
<input type="checkbox"/>	199BT111	Short 7" to 13" Height	NC												
Desired Backrest Height Setting (Bold indicates default, when not picked)															
<input type="checkbox"/>	7"	<input type="checkbox"/>	8"	<input type="checkbox"/>	9"	<input checked="" type="checkbox"/>	10"	<input type="checkbox"/>	11"	<input type="checkbox"/>	12"	<input type="checkbox"/>	13"		
<input type="checkbox"/>	199BT112	Tall 10" to 17" Height	NC												
Desired Backrest Height Setting (Bold indicates default, when not picked)															
<input type="checkbox"/>	10"	<input type="checkbox"/>	11"	<input type="checkbox"/>	12"	<input checked="" type="checkbox"/>	13"	<input type="checkbox"/>	14"	<input type="checkbox"/>	15"	<input type="checkbox"/>	16"	<input type="checkbox"/>	17"

BACKREST OPTION				
<input type="checkbox"/>	199KJ9	E1014	Recline Feature (90° - 135° range)	\$350

BACK/SEATING OPTIONS

Choose section A (when ordering base which includes seating) or B (when ordering base that does not include seating in the base price)

Section A. (Seat options when ordering base which includes seating) - ADVANCED SEATING

" T " Back 1" Thick				OR	" T " Back 2-1/2" Thick				
<input type="checkbox"/>	199BT35	E2291	Short 8" to 10"		NC	<i>2.5" "T" Back is used for seat depths as small as 3.5". Backrest has removable foam for additional depth growth without adjusting seat pan.</i>			
<input type="checkbox"/>	199BT28	E2291	Medium 10" to 12"	NC					
<input type="checkbox"/>	199BT29	E2291	Tall 12" to 14"	NC	<input type="checkbox"/>	199BT115	E2291	Short 8" to 10"	\$70
<input type="checkbox"/>	199BT56	E2291	Extra Tall 14" to 16" (N/A w/ Short Backrest Shell)	NC	<input type="checkbox"/>	199BT116	E2291	Medium 10" to 12"	\$70
					<input type="checkbox"/>	199BT117	E2291	Tall 12" to 14"	\$70
					<input type="checkbox"/>	199BT118	E2291	Extra Tall 14" to 16" (N/A w/ Short Backrest Shell)	\$70

Section B. (Seat options when ordering base that does not include seating in base price.) - ADVANCED SEATING

" T " Back 1" Thick				OR	" T " Back 2-1/2" Thick				
<input type="checkbox"/>	199BT103	E2291	Short 8" to 10"		\$305	<i>2-1/2" "T" Back is used for seat depths as small as 3-1/2", backrest has removable foam for additional depth growth without adjusting seat pan.</i>			
<input type="checkbox"/>	199BT104	E2291	Medium 10" to 12"	\$305					
<input type="checkbox"/>	199BT105	E2291	Tall 12" to 14"	\$305	<input type="checkbox"/>	199BT107	E2291	Short 8" to 10"	\$375
<input type="checkbox"/>	199BT106	E2291	Extra Tall 14" to 16" (N/A w/ Short Backrest Shell)	\$305	<input type="checkbox"/>	199BT108	E2291	Medium 10" to 12"	\$375
					<input type="checkbox"/>	199BT109	E2291	Tall 12" to 14"	\$375
					<input type="checkbox"/>	199BT110	E2291	Extra Tall 14" to 16" (N/A w/ Short Backrest Shell)	\$375

Head Supports - ADVANCED SEATING ONLY

Hardware allows the headrest to be flush mounted to backrest when above shell. When choosing a Headrest option, Hardware Bracket must be chosen, Hardware available individually as well. Headrest Ht. Adj. Range based on Backrest shell hgt chosen in Sec. 5. i.e. Short Height adj.9" - 19.5" & Tall Height Adj. 13" - 23-1/2" from seat pan.

<input type="checkbox"/>	199HE40	E0955	Whitmyer 8" Plush	\$225	<input type="checkbox"/>	199HQ6	K0108	Whitmyer DFS (Forehead Strap) Squared for Single pad, must order Whitmyer headrest	\$120
<input type="checkbox"/>	199HE41	E0955	Whitmyer 10" Plush	\$225	<input type="checkbox"/>	199HE31	E1028	Hardware Bracket Only (can be chosen w/o headrest)	\$105
<input type="checkbox"/>	199HE42	E0955	Whitmyer SM Contour Cradle	\$225					
<input type="checkbox"/>	199HE43	E0955	Whitmyer Med Contour Cradle	\$225					
<input type="checkbox"/>	199HE29	E0955	Whitmyer Sm Adjust-A-Plush	\$270					

POSITIONING AND TRUNK SUPPORTS - ADVANCED SEATING ONLY

For the supports, Voyage will be set up at factory. Insert dimensions on last page spec. drawing. (Not required, will default to std. settings)

Lateral Trunk Support

Laterals height adj. range based on Backrest Shell Height chosen in Sec. 5. i.e. Short Height Lats adj. 3" - 12", Tall height lats adj. 3" - 17"

Fixed Laterals (Adjustable 1"-10" widths)

<input type="checkbox"/>	199KE24		Fixed Angle Adjustable - Right	NC
	199KE25		Fixed Angle Adjustable - Left	NC
<input type="checkbox"/>	199KD15	E0956	Large Straight Pad 3" x 6" - Right	\$100
	199KD19	E0956	Large Straight Pad 3" x 6" - Left	\$100
<input type="checkbox"/>	199KD13	E0956	Small Straight Pad 2" x 6" - Right	\$100
	199KD17	E0956	Small Straight Pad 2" x 6" - Left	\$100

Swing Away Laterals (Adjustable 1"-8" widths)

<input type="checkbox"/>	199KE41		Swing Away Bracket Adj. - Right	\$225
	199KE42		Swing Away Bracket Adj. - Left	\$225
<input type="checkbox"/>	199KD15	E0956	Large Straight Pad 3" x 6" - Right	\$100
	199KD19	E0956	Large Straight Pad 3" x 6" - Left	\$100
<input type="checkbox"/>	199KD16	E0956	Large Curved Pad 3" x 6" - Right	\$100
	199KD20	E0956	Large Curved Pad 3" x 6" - Left	\$100
<input type="checkbox"/>	199KD13	E0956	Small Straight Pad 2" x 6" - Right	\$100
	199KD17	E0956	Small Straight Pad 2" x 6" - Left	\$100
<input type="checkbox"/>	199KD14	E0956	Small Curved Pad 2" x 6" - Right	\$100
	199KD18	E0956	Small Curved Pad 2" x 6" - Left	\$100

JAY Anterior Trunk Support

<input type="checkbox"/>	199A827	E0960	JAY Contour Dynamic EI Pad	\$152
<input type="checkbox"/>	199A828	E0960	JAY Contour Dynamic XSmall Pad	\$152
<input type="checkbox"/>	199A829	E0960	JAY Contour Dynamic Small Pad	\$152

Anterior Trunk H Strap Support

<input type="checkbox"/>	199SS2	E0960	XX Small H Strap 5 Point	\$165
--------------------------	--------	-------	--------------------------	-------

Anterior Trunk Butterfly Support (Adj. listed below)

Dimensions are seat to shoulder height.

<input type="checkbox"/>	199K11	E0960	XX Small Butterfly Pad (< 10")	\$110
<input type="checkbox"/>	199K12	E0960	X Small Butterfly Pad (10" - 12")	\$110
<input type="checkbox"/>	199K13	E0960	Small Butterfly Pad (12" - 14")	\$110
<input type="checkbox"/>	199K14	E0960	Medium Butterfly Pad (14" - 16")	\$110
<input type="checkbox"/>	199K15	E0960	Large Butterfly Pad (>16")	\$110

Trunk Support Options

Only available with Butterfly Support

<input type="checkbox"/>	199SS1	E0960	Shoulder Strap Pads	\$25
--------------------------	--------	-------	---------------------	------

6. KEY OPTIONS

Shoe Holders

<input type="checkbox"/>	199A68	E0952 E0951	6" Long Shoe Holders - Pair	\$120
<input type="checkbox"/>	199A69	E0952 E0951	8" Long Shoe Holders - Pair	\$120

Foot Straps

<input type="checkbox"/>	199A79	E0952	16" Foot Straps with Covers - Pair	\$35
<input type="checkbox"/>	199A80	E0952	18" Foot straps with Covers - Pair	\$35

Upper Extremity Support Tray (Angle Adjustable Hardware Included)

Tray Mount adjusts from 4-1/2"-7-1/2" with 1" tall cushion

<input type="checkbox"/>	199A91	E0950	Light Grey	\$145
<input type="checkbox"/>	199A92	E0950	Clear Poly	\$165

Pelvic Positioning Belt (Advanced Seating only)

Must use when ordering Anterior Trunk Supports.

<input type="checkbox"/>	199A14	E0978	1" Padded	\$45
<input type="checkbox"/>	199A15	E0978	1-1/2" Padded	\$45
<input type="checkbox"/>	199A263	E0978	1" Padded Auto Style (Dual Pull)	\$55
<input type="checkbox"/>	199A256	E0978	1-1/2" Padded Auto Style	\$55
<input type="checkbox"/>	199A830	E0978	JAY Medial 4-Point Belt XS Pad	\$95
<input type="checkbox"/>	199A831	E0978	JAY Medial 4-Point Belt Sml Pad	\$95

6. KEY OPTIONS Cont.

Below accessories not available with Booster Base

Accessories				
<input type="checkbox"/>	199LF1	E1029	Dovetail Vertical Frame Mounted Hardware for LTV ventilators <i>(limit 15lbs & includes 1 Utility hook)</i>	\$375
<input type="checkbox"/>	199LF11	E1029	Dovetail Vertical Frame Mounted Hardware for Trilogy ventilators <i>(limit 15lbs & includes 1 Utility hook) (Only includes female dovetail mount)</i>	\$375
<input type="checkbox"/>	199LF2	E1029	Battery and Vent/Utility Underframe Tray <i>(limit 50lbs, ideal for U1 or Grp 22 Batteries & includes 1 Utility hook)</i>	\$410
<input type="checkbox"/>	199LF3	E1029	Front Mount Utility platform <i>(limit 50lbs)</i>	\$375
<input type="checkbox"/>	199LF4	E1029	Rear Add on Accessory platform <i>(limit 45lbs or one Grp 24 battery & includes 1 Utility hook. Must be removed or folded before folding base)</i>	\$175

Accessories Cont.				
<input type="checkbox"/>	199A74	K0105	IV Support Pole	\$145
<input type="checkbox"/>	199A713	E2208	O2 Tank Holder	\$175
<input type="checkbox"/>	199A714	K0105 E2208	IV/O2 Combination	\$245
<input type="checkbox"/>	199LF5		Cup Holder/ Bottle/Feeding	\$45
<input type="checkbox"/>	199LF7		Utility Hook <i>(i.e.suction canister)</i>	\$25
<input type="checkbox"/>	199A462		Rain Cape	\$175

Floor Sitter/ Feeder Base				
<input type="checkbox"/>	199A083	E1399	Folding Booster Base(Ht. Adj.)	\$1,395
<input type="checkbox"/>	199A082	E1399	JCM Folding Booster Base(Ht. Adj.)	\$2,595




7. COLORS - ADVANCED SEATING ONLY

Color Options - Solid			
Solid Colors			
<input type="checkbox"/>	199CL9	Purple	NC
<input type="checkbox"/>	199CL20	Pink Sorbet	NC
<input type="checkbox"/>	199CL11	Green	NC
<input type="checkbox"/>	199CL12	Navy Blue	NC
<input type="checkbox"/>	199CL13	Orange	NC
<input type="checkbox"/>	199CL17	Turquoise	NC
<input type="checkbox"/>	199CL16	Black	NC
<input type="checkbox"/>	199CL18	Burgundy	NC

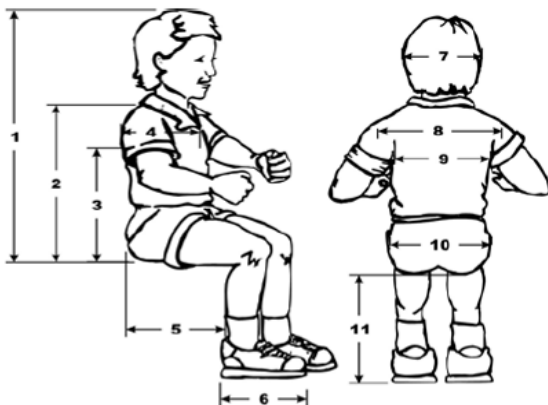
Color Options - Print <i>(Std. Trim listed behind each print)</i>			
<input type="checkbox"/>	199CL19	Leopard <i>(Std. w/ Black Trim)</i>	NC
<input type="checkbox"/>	199CL14	Butterflies <i>(Std. w/ Purple Trim)</i>	NC
<input type="checkbox"/>	199CL15	Red Race Flags <i>(Std. w/ Red Trim)</i>	NC

Custom Option <i>(Only available with Prints)</i>			
<input type="checkbox"/>	199C001	Custom Color Selection: Choose & Enter from Solid Color Options:	\$70

Canopy Pattern			
<input type="checkbox"/>	199UF01	Cross Over	NC
<input type="checkbox"/>	199UF02	Center Stripe	NC



Desired Set Up Specifications (Not Required) (All units are in inches)

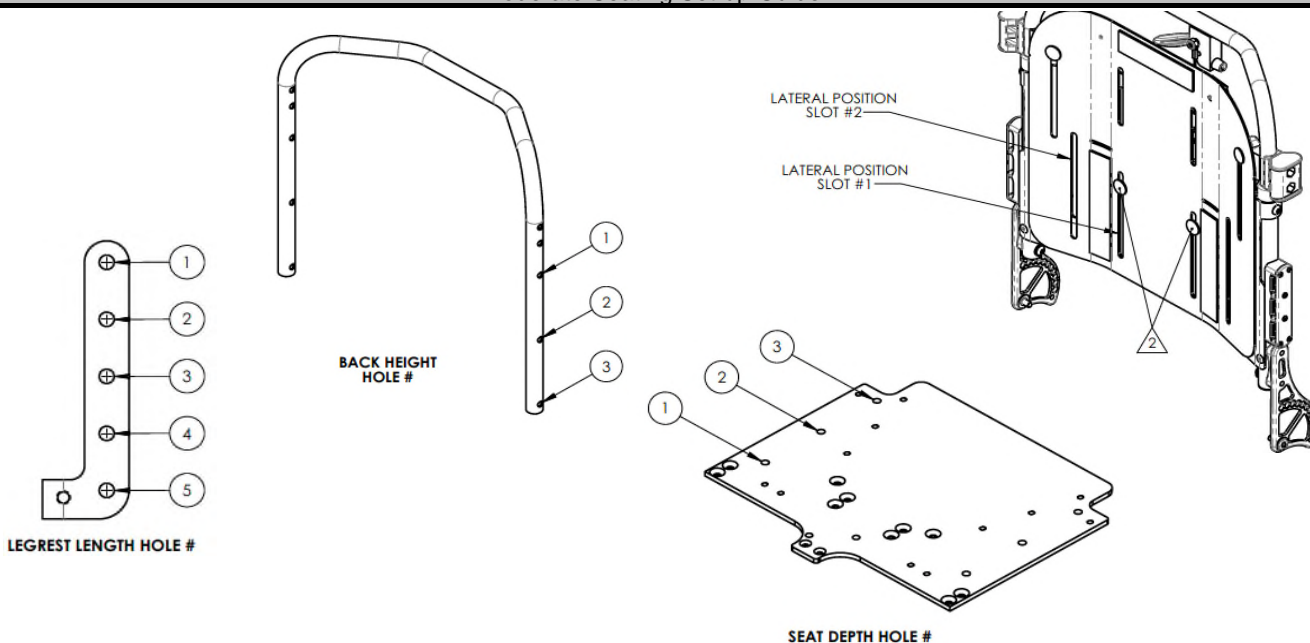


Child's Name _____
 Age: _____
 Diagnosis: _____
 Height: _____
 Weight: _____

- | | | | |
|------------------------------|-------|------------------------------|-------|
| 1. Top of Head to Seat: | _____ | 7. Width of Head: | _____ |
| 2. Top of Shoulder to Seat*: | _____ | 8. Shoulder Width: | _____ |
| 3. Under Arm to Seat: | _____ | 9. Chest Width: | _____ |
| 4. Trunk Depth: | _____ | 10. Hip Width: | _____ |
| 5. Actual Sitting Depth*: | _____ | 11. Left Lower Leg Length*: | _____ |
| 6. Foot Length: | _____ | 12. Right Lower Leg Length*: | _____ |

* Critical Dimensions

Moderate Seating Set-up Guide



	BACK HEIGHT		LATERAL POSITION		SEAT DEPTH		SEAT WIDTH		LEGREST LENGTH	
	HOLE #	RANGE (IN)	SLOT	RANGE (IN)	HOLE #	RANGE (IN)	SLOT	RANGE (IN)	HOLE #	RANGE (IN)
SM	1	16.25-20	1IN	5-7.5	1&2	8	IN	9.5	1&2	6.0-9.0
MED	2	19.25-23.25	1OUT	5-7.5	2&3	10.5	MIDDLE	10.5	3&4	7.75-11
LG	3	22.5-24	2MED	8-11.5	2&3	13	OUT	12	4&5	9-12.25


SUNRISE MEDICAL.
 Sunrise Medical (US) LLC
 2842 Business Park Ave. · Fresno, CA 93727 · USA