



Quickie QM-7 Series Non-Powered Seating

K0850

EIPW11, September 2019

Account: _____	Ship To: _____
Date: _____	Name: _____
PO#: _____	Address: _____
Buyer: _____	City, State, Zip: _____
Marked For: _____	Phone: _____

The HCPCS CODES provided are based on code verification through PDAC or our interpretation of the code definitions. The use of HCPCS CODES does not ensure coverage or payment. For coverage information, verify the appropriate payer's coverage policy.

✓	Option #	HCPCS	Definition	Price	✓	Option #	HCPCS	Definition	Price
---	----------	-------	------------	-------	---	----------	-------	------------	-------

1. QUICKIE QM-7 Series Non-Powered Seating

QUICKIE QM-715™ HD BC (Group 3 K0850/K0011)			
<input type="checkbox"/>	Quickie QM-715™ HD BC w/ ASAP II Seat		\$8,893.50
172PC79	K0850 / K0011	Base Package	\$8,893.50



BC Seating Specifications			
HCPC Code	K0850		
Typical Chair Weight	W/battery	350lbs	W/O Battery 260lbs
Transit	NA with QM-715 HD		
Seat Type	ASAP II		
Seat size range	Width	16"-24"	Depth 16"-22"
STFH range	ASAP II	16.3" -19.3"	
Power Seat Elevator	NA with QM-715 HD		

Actuators Required by Power Seating Function	
Power Leg Function (Centermount or Swing away):	2 actuators

QUICKIE QM-7 Base Specifications				
Drive Wheel Position	Midwheel Drive		Drive Wheels	14" Drive Wheels w/ flat free insert (Black)
User weight Cap	400 lb		Tires/Casters	6" Front / 6" rear (Black)
Base size	Width	25"	Length	36"
	Turn Radius	20"		
Drive Control	R-Net PM120 (Non-Expandable and Expandable)			
Driving Range	Up to 13.5 miles			
Drive Motors	5mph			
	Charger	8A Dual Mode Charger (Compact) CTE		
	Battery Size	Group 24 / Group 34.		
	Shroud Colors	12 standard colors, 6 upgrade prints.		
	Ground Clearance	4"		

2. BASE CHAIR OPTIONS

Speed Package (4-pole)

<input type="checkbox"/>	172PF84	-	QM-715 HD Standard 5 mph motor package	N/C
--------------------------	---------	---	--	-----

Suretrac Drive Tracking

<input type="checkbox"/>	172MI01	-	Suretrac Module and Motor Encoders	\$1,395.00
--------------------------	---------	---	------------------------------------	------------

Shroud Color

<input type="checkbox"/>	172EZ01	-	Candy Apple Red	N/C
<input type="checkbox"/>	172EZ02	-	High Gloss Black	N/C
<input type="checkbox"/>	172EZ03	-	Candy Blue	N/C
<input type="checkbox"/>	172EZ04	-	Silver	N/C
<input type="checkbox"/>	172EZ05	-	Copper	N/C
<input type="checkbox"/>	172EZ08	-	Green Apple	N/C
<input type="checkbox"/>	172EZ09	-	Yellow	N/C
<input type="checkbox"/>	172EZ10	-	Pearl Pink	N/C
<input type="checkbox"/>	172EZ11	-	Candy Purple	N/C
<input type="checkbox"/>	172EZ12	-	Matte Black	N/C
<input type="checkbox"/>	172EZ13	-	Midnight Blue	N/C
<input type="checkbox"/>	172EZ15	-	Pearl White	N/C
<input type="checkbox"/>	172EZ06	-	Digital Camo.	\$515.00
<input type="checkbox"/>	172EZ07	-	Woodland Camo.	\$515.00
<input type="checkbox"/>	172EZ14	-	Carbon Fiber Print	\$515.00
<input type="checkbox"/>	172EZ16	-	American Flag.	\$515.00
<input type="checkbox"/>	172EZ17	-	Pink Camo	\$515.00
<input type="checkbox"/>	172EZ18	-	Grunge Skulls	\$515.00

User weight

<input type="checkbox"/>	172WG03	-	251-300lb	N/C
<input type="checkbox"/>	172WG15	-	301-350lb	N/C
<input type="checkbox"/>	172WG16	-	351-400lb	N/C

Drive Wheel

<input type="checkbox"/>	172DW59	-	14" Cast Wheel Solid Dual Density Inserts Black Knobby Tires and Black Caster	Std
--------------------------	---------	---	--	-----

Wheel locks

<input type="checkbox"/>	172WL42	-	Wheel locks	\$105.00
--------------------------	---------	---	-------------	----------

Ventilator Options

<input type="checkbox"/>	172VT4	E1029	Fixed Vent Tray (Pulmonetic LTV Models)	\$465.00
--------------------------	--------	-------	---	----------

Pre-Set Seat Frame Angle (STFH increases 1" per increment change)

<input type="checkbox"/>	172FA10	-	0°	N/C
<input type="checkbox"/>	172FA3	-	3°	N/C
<input type="checkbox"/>	172FA4	-	6°	N/C

Not available with Tilt or Lift

Seat Height (Use STFH Matrix below)

(Measured in the front) - Obtain Quote to verify est. STFH

<input type="checkbox"/>	172HT44	-	Position "0"	Requires Group 34 Batteries	N/C
<input type="checkbox"/>	172HT49	-	+0.5" STFH		N/C
<input type="checkbox"/>	172HT45	-	+1" STFH		N/C
<input type="checkbox"/>	172HT46	-	+2" STFH		N/C
<input type="checkbox"/>	172HT47	-	+3" STFH	N/C	N/C

LED Light Package

<input type="checkbox"/>	172LI04	-	LED Light Package: Includes headlights, tail lights, turn indicators and flashers.	\$1,200.00
--------------------------	---------	---	--	------------

STFH Matrix

Seating Type and Power Option Combinations	Seat-to-Floor Height				
	0	+0.5"	+1"	+2"	+3"
BC ASAP II No power seating.*	16.3	16.8	17.3	18.3	19.3

STFH measured with batteries but no user. Actual STFH may vary by .5"
 *Adding seat angle will increase STFH by 1" for each incremental change.
 **Ultra low STFH may cause ground clearance of Power Centermount to drop below 2".

3. BATTERIES and CHARGERS

Batteries

<input type="checkbox"/>	172AG21	E2361	GP22 Flat Top Batteries Pair w/strap	\$525.00
<input type="checkbox"/>	172AG04	E2363	GP24 MK Gel Flat Top Batts Pair w/strap Recommended for Max Daily Range	\$975.00
<input type="checkbox"/>	172AG22	E2363	GP24 Brightway AGM Flat Top Batteries Pair w/strap.	\$735.00
<input type="checkbox"/>	172AG11	E2359	GP34 MK Gel Flat Top Batteries (Pair) w/straps, <i>Required for lower STFH.</i>	\$940.00
<input type="checkbox"/>	172AG23	E2359	GP34 Brightway AGM Flat Top Batts (Pair) w/straps, <i>Required for lower STFH.</i>	\$710.00

Battery Charger

<input type="checkbox"/>	172BJ19	-	8A Dual Mode (Compact) CTE	N/C
<input type="checkbox"/>	172BJ29	-	10A Dual Mode Power First Upgrade	\$250.00

4. ELECTRONICS

Drive Control Options

Non-Expandable Controllers

<input type="checkbox"/>	172ER05	R-Net Non-Expandable Drive Control (120A)	N/C
--------------------------	---------	---	-----

Expandable Controllers

<input type="checkbox"/>	172ER06	R-Net Expandable Drive Control (120A)	\$980.0
	172EX05	E2377 Expandable 120A Controller - R-net	\$540.00
	172EX06	E2313 Harness for 120A Expandable Controller	\$440.00

R-net Joystick

<input type="checkbox"/>	172J70	-	Std LED Joystick for R-net Controls	N/C
<input type="checkbox"/>	172J108	-	CJSM1: Joystick Standard: w/Stereo Jacks & Color Display	N/C
<input type="checkbox"/>	172J114	-	CJSM2: Joystick Advanced: 3.5" Color Display, Paddle Switches, Shortcut Keys, IR, BT, and Stereo Jack.	N/C
<input type="checkbox"/>	172J95	-	Omit JS. For use with Omni2	N/C

Joystick Mount (Fixed, Swing Away, Retractable, Mid)

<input type="checkbox"/>	172JM10	-	Fixed Mount	N/C
<input type="checkbox"/>	172JM11	E1028	Swing Away Mount	\$245.00
<input type="checkbox"/>	172JM15	E1028	Retractable Joystick mount w/45° stops	\$585.00
<input type="checkbox"/>	172JM14	E1028	Mid Line Mount	\$245.00

Joystick Mount (Location)

Height Adjustable.

<input type="checkbox"/>	172HM1	-	Right Side Mount	N/C
<input type="checkbox"/>	172HM2	-	Left Side Mount	N/C

Joystick Handle (Optional)

<input type="checkbox"/>	172JH1	E2323	Ball Handle	\$80.00
<input type="checkbox"/>	172JH2	E2323	Foam Ball Handle	\$80.00
<input type="checkbox"/>	172JH4	E2323	T-Handle	\$80.00
<input type="checkbox"/>	172JH6	E2323	Goalpost	\$80.00

Attendant Control

<input type="checkbox"/>	172A04	E2331	Attendant Control for R-net	\$1,025.00
--------------------------	--------	-------	-----------------------------	------------

Attendant Mounting location

<input type="checkbox"/>	172DN1	-	Mounting location: Right Back Cane	N/C
<input type="checkbox"/>	172DN2	-	Mounting Location: Left Back Cane	N/C

R-net Omni2 and Output Options

(For expandable controls, choose all that apply)

<input type="checkbox"/>	172ON16	-	R-net Omni2 Input Control Module and 3.5" LCD display with built in Infrared, Bluetooth and armrest mount. Choose mount below. (required for Specialty Input Devices.)	\$1,055.00
<input type="checkbox"/>	172ON7	E2351	R-net Output Module (ECM)	\$1,025.00
<input type="checkbox"/>	172ON8	-	R-net Bluetooth Mouse-mover for Windows / Android	\$875.00
<input type="checkbox"/>	172ON9	-	R-net Bluetooth for Apple Devices	\$875.00

Omni2 Mount

(If used with Joystick must be mounted opposite side)

<input type="checkbox"/>	172DS17	E1028	Swing Away Left Side Omni2 Mount w/ Rear Mounted Interface	\$245.00
<input type="checkbox"/>	172DS16	E1028	Swing Away Right Side Omni2 Mount w/ Rear Mounted Interface	\$245.00

Switch inputs for Joysticks or Omni2

Drive or Mode / Profile Control

<input type="checkbox"/>	172SW22	-	Stereo to 2 Mono Splitter	\$65.00
<input type="checkbox"/>	172SW1	-	Buddy Button Switch	\$80.00
<input type="checkbox"/>	172SW4	-	Micro Light Switch	\$80.00
<input type="checkbox"/>	172SW24	-	Egg Switch-Black	\$100.00
<input type="checkbox"/>	172SW21	-	Dual toggle switch and bracket	\$375.00
<input type="checkbox"/>	172SW35	-	Switch-It Mini 1 button on Mono plug	\$200.00
<input type="checkbox"/>	172SW36	-	Switch-It Mini 2 button on 2 Mono plugs	\$200.00
<input type="checkbox"/>	172SW37	-	Switch-It Mini 2 button on 1 Stereo plug	\$200.00
<input type="checkbox"/>	172SW38	-	Switch-It Mini 4 button on DB9 connector	\$200.00

Switch Mount Bracket

<input type="checkbox"/>	172EM01	-	Single Switch Mount Bracket	\$200.00
--------------------------	---------	---	-----------------------------	----------

R-net Electronic Programmer

<input type="checkbox"/>	172PR5	-	R-net PC Programmer with Dongle	\$415.00
--------------------------	--------	---	---------------------------------	----------

5. Specialty Driver Control Options

Requires expandable R-net controls and Omni2 unless otherwise noted.

5a. Proportional Control Packages

Head Control Proportional Packages				Chin Control Proportional Joystick Packages			
<input type="checkbox"/> Switch-It Dual Pro Proportional Head Control with Whitmyer and Facial Pads (Adult) \$5,535.00				<input type="checkbox"/> Switch-It Versa-Guide Chin Control Compact Joystick and Egg Switch Package \$2,246.00			
172ID72	E2328	Switch-It Dual Pro Head Control w/facial pad	\$5,195.00	172ID71	E2373	Switch-It Versa-Guide Compact Proportional Joystick	\$1,650.00
172IJ04	E1028	SA Boom Mount with Egg Switch Control	\$340.00	172IM07	E1028	S/A Mount off backrest	\$256.00
<input type="checkbox"/> Switch-It Dual Pro Proportional Head Control with Spot Pads Package \$5,535.00				<input type="checkbox"/> Switch-It Versa-Guide Chin Control Compact Joystick and Proximity Flex Switches Package \$2,431.00			
172ID70	E2328	Switch-It Dual Pro Head Control w/Spot pads	\$5,195.00	172ID71	E2373	Switch-It Versa-Guide Compact Proportional Joystick	\$1,650.00
172IJ04	E1028	SA Boom Mount with Egg Switch Control	\$340.00	172IM08	K0108	Dual Flex Proximity Switches (requires no force)	\$525.00
<input type="checkbox"/> Switch-It Dual Pro Proportional Head Control with Facial Pads and Gooseneck Mounted Proximity Switch Pkg \$5,620.00				<input type="checkbox"/> Switch-It Versa-Guide Bib Chin Control Compact Joystick with Proximity Flex switches Package Std 6" \$2,790.00			
172ID72	E2328	Switch-It Dual Pro Head Control w/facial pad	\$5,195.00	172ID71	E2373	Switch-It Versa-Guide Compact Proportional Joystick	\$1,650.00
172IJ11	E1028	SA Gooseneck Mount with Proximity Switch Control	\$425.00	172IM08	K0108	Dual Flex Proximity Switches (requires no force)	\$525.00
<input type="checkbox"/> Switch-It Dual Pro Proportional Head Control with Spot Pads and Gooseneck Mounted Proximity Switch Pkg \$5,620.00				<input type="checkbox"/> Switch-It Versa-Guide Bib Chin Control Compact Joystick with Proximity Flex Switches Package Large 8" \$2,790.00			
172ID70	E2328	Switch-It Dual Pro Head Control w/Spot pads	\$5,195.00	172ID71	E2373	Switch-It Versa-Guide Compact Proportional Joystick	\$1,650.00
172IJ11	E1028	SA Gooseneck Mount with Proximity Switch Control	\$425.00	172IM08	K0108	Dual Flex Proximity Switches (requires no force)	\$525.00
<input type="checkbox"/> Switch-It Versa-Guide Compact Joystick Midline with Gatlin Package \$1,895.00				<input type="checkbox"/> Switch-It Versa-Guide Bib Chin Control Compact Joystick with Proximity Flex Switches Package Large 8" \$2,790.00			
172ID71	E2373	Switch-It Versa-Guide Compact Proportional Joystick	\$1,650.00	172ID71	E2373	Switch-It Versa-Guide Compact Proportional Joystick	\$1,650.00
172IJ07	E1028	S/A Gatlin Mount	\$245.00	172IM08	K0108	Dual Flex Proximity Switches (requires no force)	\$525.00
<input type="checkbox"/> Switch-It Versa-Guide Compact Joystick Midline and prox flex switches with Gatlin Package \$2,420.00				<input type="checkbox"/> Switch-It Versa-Guide Bib Chin Control Compact Joystick with Egg Switch Package Std 6" \$2,605.00			
172ID71	E2373	Switch-It Versa-Guide Compact Proportional Joystick	\$1,650.00	172ID71	E2373	Switch-It Versa-Guide Compact Proportional Joystick	\$1,650.00
172IM08	K0108	Dual Flex Proximity Switches (requires no force)	\$525.00	172IM05	K0108	Bib mount Small	\$615.00
172IJ07	E1028	S/A Gatlin Mount	\$245.00	172IJ04	E1028	SA Boom Mount with egg switch	\$340.00
<input type="checkbox"/> Switch-It Micro-Pilot Joystick with Space Disc Package \$3,610.00				<input type="checkbox"/> Switch-It Versa-Guide Bib Chin Control Compact Joystick with Egg Switch Package Large 8" \$2,605.00			
172ID62	E2312	Micro-Pilot Proportional Joystick	\$2,995.00	172ID71	E2373	Switch-It Versa-Guide Compact Proportional Joystick	\$1,650.00
172IJ08	E1028	S/A SpaceDisc mount	\$615.00	172IM05	K0108	Bib mount Small	\$615.00
<input type="checkbox"/> Switch-It Micro-Guide Joystick with SpaceDisc Package \$3,610.00				<input type="checkbox"/> Switch-It Micro-Pilot Bib Chin Control with Egg Switch Package Std 6" \$3,950.00			
172ID63	E2312	Micro-Guide Proportional Joystick	\$2,995.00	172ID62	E2312	Micro-Pilot Proportional Joystick	\$2,995.00
172IJ08	K0108	S/A SpaceDisc mount	\$615.00	172IM05	K0108	Bib mount Small	\$615.00
<input type="checkbox"/> Switch-It Micro-Pilot Bib Chin Control with Egg Switch Package Large 8" \$3,950.00				<input type="checkbox"/> Switch-It Micro-Guide Bib Chin Control with Egg Switch Package Std 6" \$3,950.00			
172ID62	E2312	Micro-Pilot Proportional Joystick	\$2,995.00	172ID63	E2312	Micro-Guide Proportional Joystick	\$2,995.00
172IM06	K0108	Bib mount Large	\$615.00	172IM05	K0108	Bib mount Small	\$615.00
172IJ04	E1028	SA Boom Mount with egg switch	\$340.00	172IJ04	E1028	SA Boom Mount with egg switch	\$340.00
<input type="checkbox"/> Switch-It Micro-Guide Bib Chin Control with Egg Switch Package Large 8" \$3,950.00				<input type="checkbox"/> Switch-It Micro-Guide Bib Chin Control with Egg Switch Package Large 8" \$3,950.00			
172ID63	E2312	Micro-Guide Proportional Joystick	\$2,995.00	172ID63	E2312	Micro-Guide Proportional Joystick	\$2,995.00
172IM06	K0108	Bib mount Large	\$615.00	172IM06	K0108	Bib mount Large	\$615.00
172IJ04	E1028	SA Boom Mount with egg switch	\$340.00	172IJ04	E1028	SA Boom Mount with egg switch	\$340.00

5. Specialty Driver Control Options (cont.)

5b. Switch Control

Requires Headrest and/or Headrest Mount

3 Switch Proximity Head Arrays *Choose headrest mount below*

<input type="checkbox"/> Switch-It Head Array Package 3 Switch Curved (Long) \$4,535.00			
172II13	E2330	Switch-It Proximity Head Array Long	\$4,195.00
172IJ09	E1028	SA Boom Mount with Egg Switch Control	\$340.00
<input type="checkbox"/> Switch-It Head Array Package 3 switch curved (Stubby) \$4,535.00			
172II14	E2330	Switch-It Proximity Head Array Stubby	\$4,195.00
172IJ09	E1028	SA Boom Mount with Egg Switch Control	\$340.00

5 Switch Proximity Head Array (No Egg Switch Needed) *Choose "Headrest Mount for Special Controls"*

<input type="checkbox"/>	172II04	E2330	Switch-It Head Array 5 switch flat	\$4,295.00
--------------------------	---------	-------	------------------------------------	------------

Sip N Puff Package *Choose headrest and HR mount below*

<input type="checkbox"/> Quickie Sip n' Puff System \$2,180.00			
172ID34	E2325	Sip N' Puff Kit	\$1,465.00
172IH1	E2326	Sip n' Puff Tubing and SA Hardware	\$375.00
172IJ10	E1028	SA Boom Mount with egg switch	\$340.00

Whitmyer Headrest Mount for Specialty Controls

<input type="checkbox"/>	172MH23	E1028	Whitmyer Linx Headrest Mount, Quick Release	\$405.00
--------------------------	---------	-------	---	----------

Whitmyer Headrest Pad for Specialty controls

<input type="checkbox"/>	172HE79	E0955	Plush Pad 8" for Specialty controls	\$230.00
<input type="checkbox"/>	172HE80	E0955	Plush Pad 10" for Specialty controls	\$230.00
<input type="checkbox"/>	172HE81	E0955	Plush Pad 14" for Specialty controls	\$230.00
<input type="checkbox"/>	172HE90	E0955	Adjusta-A-Plush Headrest Pad Narrow	\$230.00
<input type="checkbox"/>	172HE91	E0955	Adjusta-A-Plush Headrest Pad Standard	\$230.00

Extra Swing Away Head Boom Egg Switch and Mount

<input type="checkbox"/>	172IJ05	E1028	Extra S/A Boom Mount with egg switch #1	\$340.00
<input type="checkbox"/>	172IJ06	E1028	Extra S/A Boom Mount with egg switch #2	\$340.00

Single Switches

<input type="checkbox"/>	172IB02	-	Buddy Button Switch	\$80.00
<input type="checkbox"/>	172IB05	-	Micro Light Switch	\$80.00
<input type="checkbox"/>	172IB06	-	Egg Switch-Black	\$100.00
<input type="checkbox"/>	172IB07	-	Switch-It Mini 1 button on Mono plug	\$200.00

6. SEAT TYPE

<input type="checkbox"/>	172ST56	-	Quickie A.S.A.P II (Adjustable Seating and Positioning) Choose Seat Frame Size Platform.	N/C
--------------------------	---------	---	--	-----

ASAP II Frame size

(each frame is width and depth adjustable within given range.)

<input type="checkbox"/>	172FU18	-	Adjustable 16x16 to 20x20 (B)	N/C
<input type="checkbox"/>	172FU19	-	Adjustable 18x16 to 22x22 (C)	N/C

7. SEAT SIZE

Seat Size Matrix. *Seat type is chosen in section 5.*

B = ASAP II Seat Frame
(Adjustable from 16X16 to 20X20)

C = ASAP II Seat Frame
(Adjustable from 18X16 to 22X22)

		ASAP II Seat Width					
		16"	17"	18"	19"	20"	22"
Seat Depth	16"	B	B	B,C	B,C	B,C	C
	17"	B	B	B,C	B,C	B,C	C
	18"	B	B	B,C	B,C	B,C	C
	19"	B	B	B,C	B,C	B,C	C
	20"	B	B	B,C	B,C	B,C	C
	21"			C	C	C	C
	22"			C	C	C	C

Seat Width				
<input type="checkbox"/>	172R5	-	16" Seat width	N/C
<input type="checkbox"/>	172R6	-	17" Seat width	N/C
<input type="checkbox"/>	172R7	-	18" Seat width	N/C
<input type="checkbox"/>	172R8	-	19" Seat width	N/C
<input type="checkbox"/>	172R9	-	20" Seat width	N/C
<input type="checkbox"/>	172R25	-	22" Seat width	N/C

Seat Depth				
<input type="checkbox"/>	172RF5	-	16" Seat depth	N/C
<input type="checkbox"/>	172RF6	-	17" Seat depth	N/C
<input type="checkbox"/>	172RF7	-	18" Seat depth	N/C
<input type="checkbox"/>	172RF8	-	19" Seat depth	N/C
<input type="checkbox"/>	172RF24	-	20" Seat depth	N/C
<input type="checkbox"/>	172RF26	-	21" Seat depth	N/C
<input type="checkbox"/>	172RF25	-	22" Seat depth	N/C

24" Seat Width				
<input type="checkbox"/>	172VU16	E2202	24" Seat width (fixed width, depth is adjustable 16" to 22" deep) <i>N/A with Power or manual recline back or sling back upholstery.</i>	\$450.00

8. SEAT CUSHIONS

JAY Cushion Bundling

<input type="checkbox"/>	172JC14	-	JAY Cushion <u>On Chair Order</u> <i>Choose Cushion in section 17c</i>	NC
--------------------------	---------	---	---	----

9. POWERED SEATING

Power Seating Control

Powered Seating Switch Control Method

(For use with power seating actuators. Switch activation is stand-alone and does not require expandable or thru-drive electronics.)

2-3 Actuator Switch Control (Lift/Legs, Lift/Tilt or Legs only)

<input type="checkbox"/>	172EO21	-	Switch Control 2-3 actuator with <u>Dual Toggle</u>	\$500.00
<input type="checkbox"/>	172EO12	-	Switch Control 2-3 actuator with <u>4-way toggle</u>	\$750.00
<input type="checkbox"/>	172EO23	-	Switch Control 2-3 actuator with Switch-It Mini 2 button	\$500.00
<input type="checkbox"/>	172EO22	-	Switch Control 2-3 actuator with Switch-It Mini 4 button	\$500.00

Switch Mount

(for use with switch control powered seating)

<input type="checkbox"/>	172EY01	-	Switch Mount Right	N/C
<input type="checkbox"/>	172EY02	-	Switch Mount Left	N/C

Powered Seating Thru-drive Control Method.

Thru-Drive 2+ Actuator

<input type="checkbox"/>	172EO29	E2311	Thru Drive 2+ Actuators: (For operating power legs) Includes Ctrl+5	\$3,410.00
--------------------------	---------	-------	---	------------

Powered Seating Thru-drive Control Options

Assignable Buttons

"Assignable Button" feature allows for customization of joystick buttons and/or Ctrl+5 Switches allowing access to various wheelchair and seating functions. When enabled, chair will be pre-programmed with seating functions assigned to buttons on the joystick. Assignments can be changed via PC Dongle.

<input type="checkbox"/>	172PM01	-	Enable Assignable buttons	N/C
--------------------------	---------	---	---------------------------	-----

Ctrl+5 Switchbox Options

Ctrl+5 allows direct control to 5 power seating functions (10 total switches). Switches can also be used with assignable buttons for greater flexibility. Box includes 3-Amp USB port for charging portable devices



<input type="checkbox"/>	172QG01	-	Ctrl+5 Switchbox mounted behind joystick	N/C
<input type="checkbox"/>	172QG02	-	Ctrl+5 Switchbox mounted opposite joystick	N/C
<input type="checkbox"/>	172QG03	-	Ctrl+5 Switchbox mounted on back cane	N/C
<input type="checkbox"/>	172QG05	-	Omit Ctrl+5	-\$500.00

Ctrl+5 Switch Type

<input type="checkbox"/>	172EY03	-	Push buttons	N/C
<input type="checkbox"/>	172EY04	-	Toggle switches	\$250.00

10. BACKREST AND BACK OPTIONS for ASAP II

Backrest Frame Type

<input type="checkbox"/>	172BT8	-	Angle Adjustable (ASAP II Seat only)	N/C
<input type="checkbox"/>	172BT98	E1225	Manual Recline 40° (ASAP II Seat only) <i>not width adjustable</i>	\$440.00

Manual Recline Adjustment Method Option

Back Cane Height 23".

<input type="checkbox"/>	172MN01	-	Tool	N/C
<input type="checkbox"/>	172MN02	-	Knob (NA with Cantilever or dual post arms.)	N/C

Angle Adjustable Backrest Options

(NA with Manual recline)

<input type="checkbox"/>	172OD8	-	Non-Folding Backrest	N/C
--------------------------	--------	---	----------------------	-----

Cane Angle

<input type="checkbox"/>	172BP40	-	Straight Back Post	N/C
<input type="checkbox"/>	172BP41	-	8° Bend Back Post (<i>Avail. only w/ Upholstery or J3 Back</i>)	\$105.00

Towel Bar Depth

<input type="checkbox"/>	172QT03	-	Shallow (NA with Upholstery backs.)	N/C
<input type="checkbox"/>	172QT04	-	Deep (Extends 4" from back canes for deep backs)	N/C

Back Cane

(Upholstery Height Measured pan to top of upholstery.)

<input type="checkbox"/>	Low (15.5") 172B1	<input type="checkbox"/>	Med (17.5") 172B5	<input type="checkbox"/>	Tall (19.5") 172B9
--------------------------	-------------------	--------------------------	-------------------	--------------------------	--------------------

Back Type (Upholstery or Solid)

<input type="checkbox"/>	172BU1	-	Upholstery (<i>Not avail with tilt or recline</i>)	N/C
<input type="checkbox"/>	172BU70	E2611	Tension adj Upholstery Ballistic Nylon. (with 1" width adjustment.) (<i>Not avail with tilt or recline</i>)	\$325.00
<input type="checkbox"/>	172BU71	E2611	Tension adj Upholstery 3DX Vented. (with 1" width adjustment) (<i>Not avail with tilt or recline</i>)	\$340.00
<input type="checkbox"/>	172BU76	-	S.P.O.T. Curved	N/C
<input type="checkbox"/>	172BU77	E2613	JAY SPO Posterior Positioning (ASAP II only)	\$490.00
<input type="checkbox"/>	172BU14	-	Omit Back.	N/C

JAY J3 Option (select Omit above)

<input type="checkbox"/>	172JB08	-	JAY J3 <u>On Chair Order</u> <i>Choose back, headrest, laterals in section 17a,b,c</i>	NC
--------------------------	---------	---	---	----

Back Height - Required for SPOT Curved, SPO Backs.

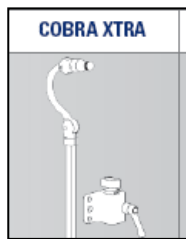
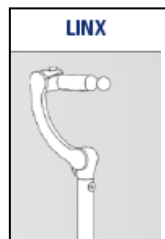
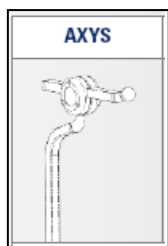
(Limited combinations of widths) Measured from pan to top of solid back.

<input type="checkbox"/>	172B132	-	14"	N/C
<input type="checkbox"/>	172B36	-	16"	N/C
<input type="checkbox"/>	172B38	-	18"	N/C
<input type="checkbox"/>	172B40	-	20"	N/C
<input type="checkbox"/>	172B42	-	22"	N/C
<input type="checkbox"/>	172B44	-	24"	N/C
<input type="checkbox"/>	172B140	-	26"	N/C

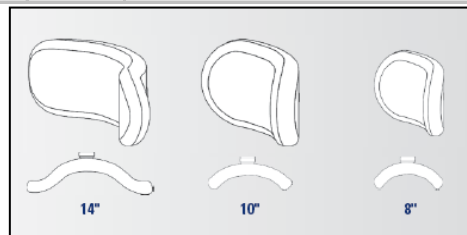
12. HEADREST OPTIONS

Choose One Each.

Whitmyer Headrest Mount			
<input type="checkbox"/>	172MH10	E1028	Axys Mount & Bracket \$230.00
<input type="checkbox"/>	172MH11	E1028	Cobra Mount and Bracket \$290.00
<input type="checkbox"/>	172MH14	E1028	Linx Mount and Bracket \$230.00



Whitmyer Headrest Pad			
<input type="checkbox"/>	172HE65	E0955	Plush Head Support Pad 8" \$230.00
<input type="checkbox"/>	172HE66	E0955	Plush Head Support Pad 10" \$230.00
<input type="checkbox"/>	172HE78	E0955	Plush Head Support Pad 14" \$230.00
<input type="checkbox"/>	172HE82	E0955	Adjust-A-Plush Head Support Pad Narrow \$230.00
<input type="checkbox"/>	172HE83	E0955	Adjust-A-Plush Head Support Pad Std \$230.00



13. POSTURAL SUPPORTS

LATERAL THORACIC SUPPORT (Swing Away)			
<i>Available on all Solid Backs.</i>			
<input type="checkbox"/>	LAT 4X4 S/A MOUNTS W/ 1" OFFSET - PR		\$805.00
	172ZV14	E0956	LATERAL 4X4 W/ 1" OFFSET - PAIR \$260.00
	172ZS07	E1028	LATERAL SWING AWAY MOUNT - PAIR \$545.00
<input type="checkbox"/>	LAT 4X5 S/A MOUNTS W/ 1" OFFSET - PR		\$805.00
	172ZV15	E0956	LATERAL 4X5 W/ 1" OFFSET - PAIR \$260.00
	172ZS07	E1028	LATERAL SWING AWAY MOUNT - PAIR \$545.00
<input type="checkbox"/>	LAT 4X6 S/A MOUNTS W/ 1" OFFSET - PR		\$805.00
	172ZV16	E0956	LATERAL 4X6 W/ 1" OFFSET - PAIR \$260.00
	172ZS07	E1028	LATERAL SWING AWAY MOUNT - PAIR \$545.00
<input type="checkbox"/>	LAT 6X4 S/A MOUNTS W/ 1" OFFSET - PR		\$805.00
	172ZV17	E0956	LATERAL 6X4 W/ 1" OFFSET - PAIR \$260.00
	172ZS07	E1028	LATERAL SWING AWAY MOUNT - PAIR \$545.00
<input type="checkbox"/>	LAT 6X5 S/A MOUNTS W/ 1" OFFSET - PR		\$805.00
	172ZV18	E0956	LATERAL 6X5 W/ 1" OFFSET - PAIR \$260.00
	172ZS07	E1028	LATERAL SWING AWAY MOUNT - PAIR \$545.00
<input type="checkbox"/>	LAT 6X6 S/A MOUNTS W/ 1" OFFSET - PR		\$805.00
	172ZV19	E0956	LATERAL 6X6 W/ 1" OFFSET - PAIR \$260.00
	172ZS07	E1028	LATERAL SWING AWAY MOUNT - PAIR \$545.00

CHEST STRAP			
<input type="checkbox"/>	172ZR03	E0960	Padded Chest Strap \$230.00

Swing Away Knee Adductor Supports			
<i>Available only with Fixed and Power Center Mount Legrests.</i>			
<i>Not available with Dual Post Arm Rests or 2-point Locking Cantilever Arms</i>			
Knee Adductor Supports - LEFT (choose Pad and Arm)			\$405.00
Pad Size			
<input type="checkbox"/>	172KB5	E0956	Knee Adductor Pad SM- Left \$175.00
<input type="checkbox"/>	172KB7	E0956	Knee Adductor Pad LG- Left \$175.00
S/A Arm Size			
<input type="checkbox"/>	172XX04	E1028	Swing Away Short - Left \$230.00
<input type="checkbox"/>	172XX06	E1028	Swing Away Long - Left \$230.00
Knee Adductor Supports - RIGHT (choose Pad and Arm)			\$405.00
Pad Size			
<input type="checkbox"/>	172KB6	E0956	Knee Adductor Pad SM- Right \$175.00
<input type="checkbox"/>	172KB8	E0956	Knee Adductor Pad LG- Right \$175.00
S/A Arm Size			
<input type="checkbox"/>	172XX05	E1028	Swing Away Short - Right \$230.00
<input type="checkbox"/>	172XX07	E1028	Swing Away Long - Right \$230.00

Long Thigh Support w/Removable Mount			
<i>Available with Cantilever Arms, NA with Manual Recline Back, Dual Post, Single Post or Cantilever w/ 2 pt Locking arms.</i>			
<input type="checkbox"/>	SPOT Long Thigh Support - Left		\$335.00
	172TV2	E0956	Long Thigh Support - Left \$105.00
	172TX1	E1028	Removable Mount - Left \$230.00
<input type="checkbox"/>	SPOT Long Thigh Support - Right		\$335.00
	172TV1	E0956	Long Thigh Support - Right \$105.00
	172TX2	E1028	Removable Mount - Right \$230.00

14. ARMREST AND ARMPAD OPTIONS

Cantilever Armrest Mounting			
Cantilever Armrests			
<i>(Adjustable length arm pad included (choose Pad setting below, except for Low Arm Option) NA with Manual Recline Back</i>			
<input type="checkbox"/>	172EG12	-	STD Cantilever Arm 9"-12" Ht Range Std
<input type="checkbox"/>	172EG13	-	Low Cantilever Arm 7"-10" Ht Range NC (Choose ASAPII pad type and size below)
<input type="checkbox"/>	172EG10	-	Standard Cantilever Arm w/ 2 Point Locking Post. (9"-10" Ht Range.) NA w/ seat depths below 16" \$240.00
<input type="checkbox"/>	172EG11	-	Standard Cantilever Arm w/ 2 Point Locking Post. (11"-12" Ht Range.) NA w/ seat depths below 16" \$240.00

Cantilever Arm pad			
Pad Setting Options for Standard Cantilever Arm			
Left Arm Pad (Std)		Right Arm Pad (Std)	
<input type="checkbox"/>	172AE11	-	Full Length Cantilever (14") <input type="checkbox"/> 172AB11
<input type="checkbox"/>	172AE10	-	Desk Length Cantilever (10") <input type="checkbox"/> 172AB10

Single - Dual Post Armrest Mounting			
Single Post Armrests			
<input type="checkbox"/>	172EG14	-	Single Post Height Adjustable - Std. \$240.00
<input type="checkbox"/>	172EG15	-	Single Post Height Adjustable - Low \$240.00

Dual Post Armrests (NA with Infinite Seat Depth)			
<input type="checkbox"/>	172EG09	-	Shrt Dual Post Flip Back HT Adj 10"-15" \$240.00
<input type="checkbox"/>	172EG23	-	Lng Dual Post Flip Back HT Adj 10"-15" \$240.00

Pad Type / Size Options for Dual Post / Single Post / Low Cantilever			
Left Arm Pad (N/C)		Right Arm Pad (N/C)	
<input type="checkbox"/>	172AE01	-	Desk Length Waterfall (10") <input type="checkbox"/> 172AB01
<input type="checkbox"/>	172AE02	-	Full Length Waterfall (14") NA w/Low Cantilever arm <input type="checkbox"/> 172AB02
<input type="checkbox"/>	172AE03	-	Desk Length Standard (10") <input type="checkbox"/> 172AB03
<input type="checkbox"/>	172AE04	-	Full Length Standard (14") NA w/Low Cantilever arm <input type="checkbox"/> 172AB04

15. HANGERS AND FOOTRESTS

Swing-away Hangers

Non-Powered Swing Away Legrests

Sold as Pairs

<input type="checkbox"/>	172H2	-	70° Swing Away (B)	N/C
<input type="checkbox"/>	172H6	-	90° Swing Away (B) (5.5-9")	N/C
<input type="checkbox"/>	172H138	E0990	Manual ELR S/A (B) (Avail. with Fixed Centermount, choose below)	\$280.00

Power Elevating Legrests (2 Actuators)

<input type="checkbox"/>	172H126	E1010	Swing Away Power ELR w/ Articulation Pair (B footplates) (N/A for 12" or 13" wide)	\$2,270.00
--------------------------	---------	-------	--	------------

Footplates

<input type="checkbox"/>	B - Adult Angle Adjust w/Heel Loop for use with 70° hanger and ELR (Pair)			\$220.00
	172F282	K0040	Adult Angle Adjustable Footplate	\$170.00
	172HL10	E0951	Heel Loop	\$50.00
<input type="checkbox"/>	B - Adult Angle Adjust w/Heel Loop for use with 90° hanger (Pair)			\$220.00
	172F285	K0040	Adult Angle Adjustable Footplate	\$170.00
	172HL10	E0951	Heel Loop	\$50.00
<input type="checkbox"/>	C - Kids Angle Adjust w/Leg Strap for use with 70° hanger (Pair)			\$205.00
	195F283	K0040	Kids Angle Adjustable Footplate	\$170.00
	195LS13	K0038	Leg Strap	\$35.00
<input type="checkbox"/>	C - Kids Angle Adjust w/Leg Strap for use with 80° and 90° hanger(Pair)			\$205.00
	195F286	K0040	Kids Angle Adjustable Footplate	\$170.00
	195LS13	K0038	Leg Strap	\$35.00
<input type="checkbox"/>	195F279	Omit Footplate and extension tube		N/C

Omit Hangers

<input type="checkbox"/>	172H144	-	Omit Hangers	N/C
--------------------------	---------	---	--------------	-----

Hanger Extensions (See range listed in matrix below)

NOTE: Not all extension tube will be available; depending on the seat height, some extension tube options may not offer enough ground clearance.

<input type="checkbox"/>	172E16	K0037	High Mount Hanger	\$55.00
<input type="checkbox"/>	172E1	-	Short	N/C
<input type="checkbox"/>	172E2	-	Medium	N/C
<input type="checkbox"/>	172E5	-	Long	N/C

Footrest Accessories

<input type="checkbox"/>	1725A01	E0952	Toe Loop (Pair) <i>Only avail on (opt B).</i>	\$50.00
<input type="checkbox"/>	172LS14	K0038	Extra Leg Strap	\$35.00

Centermount Legrests

Non-Powered Center Mount Legrests

Fixed Center Mount Legrests (includes footplate)

Plus options below

<input type="checkbox"/>	172H134	-	Fixed Center ASAP II Mount Short	N/C
<input type="checkbox"/>	172H135	-	Fixed Center ASAP II Mount Long	N/C

Angle Adjustable Center Mount Legrests for ASAP II

<input type="checkbox"/>	172H104	-	Angle adjustable Center Mount Medium 3" - 11.25" Choose Footplate (I or J) infinite and Independent leg length and angle adjustable	\$315.00
<input type="checkbox"/>	172H108	-	Angle adjustable Center Mount Long 3" - 13.25" Choose Footplate (I or J) infinite and Independent leg length and angle adjustable	\$315.00

Power Centermount (2 Actuators)

<input type="checkbox"/>	172H127	E1012	Power Centermount ELR w/7.5" Power Articulation (F) Centermount footplates plus Custom Options Below	\$2,320.00
--------------------------	---------	-------	--	------------

Power Centermount Footplate Extension Option (For Thru-Drive Operation)

<input type="checkbox"/>	172IE01	K0108	Enable 7.5" Powered footplate extension for transfer assist. (Electronics programmed to allow footplates to be extended <u>with or without</u> legrest being raised)	\$1,250.00
<input type="checkbox"/>	172IE02	-	Disable Footplate extension for transfers. (Electronics programmed to <u>ONLY</u> extend footplates when legs are raised.)	N/C

Centermount Footplates

<input type="checkbox"/>	F - Centermount Dual Footplate and Heel Block (Pair) (Individually Height (3"-19") and Angle Adjustable)			\$170.00
	172F315	K0040	CMT Angle Adjustable Footplates	\$170.00
	172HL14	E0951	Padded and Adjustable Heel Block	N/C
<input type="checkbox"/>	I - Angle adj Centermount Footplate pair Small			\$170.00
	172F125	K0040	Small Angle Adjustable Footplates 5.75" x 6" each	\$170.00
<input type="checkbox"/>	J - Angle adj Centermount Footplate pair Large			\$170.00
	172F126	K0040	Large Angle Adjustable Footplates 5.75" x 10" each	\$170.00

Custom Centermount Options

<input type="checkbox"/>	172DI26	K0040 K0108	Extra Large Single Footplate for Centermount Footrest. Size 16"W x 14"D	\$250.00
<input type="checkbox"/>	172DI27	K0108	Gel Foot Pads for XL Single Centermount Footplate.	\$350.00
<input type="checkbox"/>	172DI28	E0995 K0108	Extra Large Pair Curved Calf Pads for Center Mount Legrests. Fully adjustable	\$350.00

Hanger Type	Lower Leg Length Matrix (measured seat pan to the top of the footplate surface)					Footplate Matrix			
	Standard	High Mount	Short	Medium	Long	B,C	F	I	J
70° Swing Away		7"-14"	13.5"- 16"	16"-18.5"	18"-20.5"	X			
90° Swing Away		5.5-9" Footplate mounts to front of hanger.				X			
Manual ELR S/A			12.5"-17"	14.5"-19"	17"-21"	X			
Power ELR S/A			12"-14"	14"-17"	16.5"-19"	X			
Fixed Cntrmnt ASAP			12.5"-15.5"		14.5"-19.5"		Single Footplate		
Angle Adj Cntrmnt				3"-13"	3"-15"			X	X
Power Cntrmnt	3"-19"						X		

16. ACCESSORIES

Wheelchair Tray Table

<input type="checkbox"/>	1727A01	E0950	TRAY TABLE SM TUFFAK 12"-13" PWR	\$230.00
<input type="checkbox"/>	1727A02	E0950	TRAY TABLE MED TUFFAK 14"-16" PWR	\$230.00
<input type="checkbox"/>	1727A03	E0950	TRAY TABLE LRG TUFFAK 17"-20" PWR	\$230.00

Backpack

<input type="checkbox"/>	172A1	-	Black Utility	\$55.00
--------------------------	-------	---	---------------	---------

Positioning Belt - Select for any style seat

<input type="checkbox"/>	172EJ01	-	Auto Style Buckle	N/C
<input type="checkbox"/>	172EJ02	E0978	Belt 2" Aircraft Buckle	\$40.00
<input type="checkbox"/>	172EJ03	E0978	Belt 2" Aircraft Buckle Padded	\$70.00

Accessories

<input type="checkbox"/>	1728A09	-	Ram Phone Mount on Round JS tube	\$50.00
<input type="checkbox"/>	1728A10	-	Ram Tablet Mount on Round JS tube	\$200.00
<input type="checkbox"/>	1728A11	-	Ram Cup holder	\$50.00
<input type="checkbox"/>	1728A12	-	Switch-It Remote Stop Switch	\$895.00



JAY® Signature Series Backrest and Accessories

Note: Not all sizes and configurations shown below, for full offering visit www.sunrisemedical.com

17a. JAY BACKREST

Seat width must can be equal to or 2" less than selection in section 7.

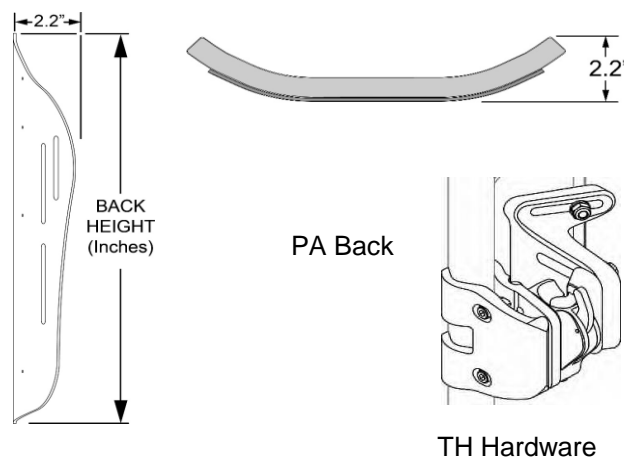
JAY J3 Back PA (2.2" Contour Depth)

UT Shells- Heavy Duty TH 2 Point Hardware

<input type="checkbox"/>	172JT01	E2613	J3PAUTS16TH	16" Wide J3 Back w/ 16.5" Shell Height	\$580.00
<input type="checkbox"/>	172JT02	E2613	J3PAUTS18TH	18" Wide J3 Back w/ 16.5" Shell Height	\$580.00
<input type="checkbox"/>	172JT03	E2613	J3PAUTS20TH	20" Wide J3 Back w/ 16.5" Shell Height	\$580.00
<input type="checkbox"/>	172JT04	E2613	J3PAUTM16TH	16" Wide J3 Back w/ 18" Shell Height	\$580.00
<input type="checkbox"/>	172JT05	E2613	J3PAUTM18TH	18" Wide J3 Back w/ 18" Shell Height	\$580.00
<input type="checkbox"/>	172JT06	E2613	J3PAUTM20TH	20" Wide J3 Back w/ 18" Shell Height	\$580.00
<input type="checkbox"/>	172JT07	E2614	J3PAUTM22TH	22" Wide J3 Back w/ 18" Shell Height	\$795.00
<input type="checkbox"/>	172JT08	E2613	J3PAUTT16TH	16" Wide J3 Back w/ 19.5" Shell Height	\$580.00
<input type="checkbox"/>	172JT09	E2613	J3PAUTT18TH	18" Wide J3 Back w/ 19.5" Shell Height	\$580.00
<input type="checkbox"/>	172JT10	E2613	J3PAUTT20TH	20" Wide J3 Back w/ 19.5" Shell Height	\$580.00

SH Shells- 4 Point Standard Hardware

<input type="checkbox"/>	172JT11	E2613	J3PASHS18TH	18" Wide J3 Back w/ 21" Shell Height	\$580.00
<input type="checkbox"/>	172JT12	E2613	J3PASHS20TH	20" Wide J3 Back w/ 21" Shell Height	\$580.00
<input type="checkbox"/>	172JT13	E2614	J3PASHS22TH	22" Wide J3 Back w/ 21" Shell Height	\$795.00



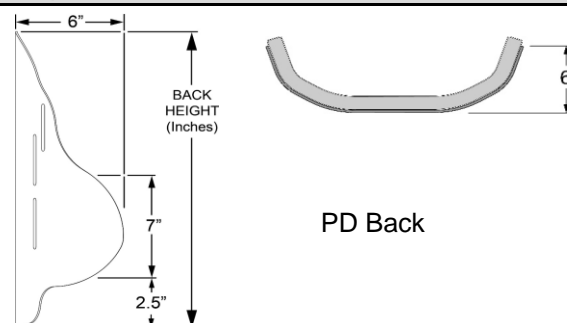
JAY J3 Back PD (6" Contour Depth)

UT Shells- Heavy Duty TH 2 Point Hardware

<input type="checkbox"/>	172JT14	E2620	J3PDUTM16TH	16" Wide J3 Back w/ 18" Shell Height	\$750.00
<input type="checkbox"/>	172JT15	E2620	J3PDUTM18TH	18" Wide J3 Back w/ 18" Shell Height	\$750.00
<input type="checkbox"/>	172JT16	E2620	J3PDUTM20TH	20" Wide J3 Back w/ 18" Shell Height	\$750.00

SH Shells- Heavy Duty TH 2 Point Hardware

<input type="checkbox"/>	172JT17	E2620	J3PDSHS16TH	16" Wide J3 Back w/ 21" Shell Height	\$750.00
<input type="checkbox"/>	172JT18	E2620	J3PDSHS18TH	18" Wide J3 Back w/ 21" Shell Height	\$750.00
<input type="checkbox"/>	172JT19	E2620	J3PDSHS20TH	20" Wide J3 Back w/ 21" Shell Height	\$750.00



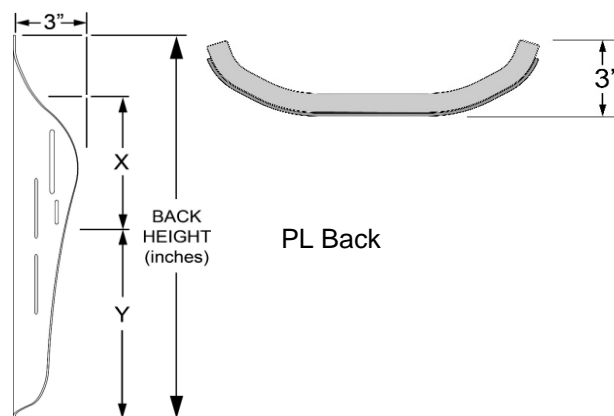
JAY J3 Back PL (3" Contour Depth)

UT Shells- Heavy Duty TH 2 Point Hardware

<input type="checkbox"/>	172JT20	E2613	J3PLUTS16TH	16" Wide J3 Back w/ 16.5" Shell Height	\$670.00
<input type="checkbox"/>	172JT21	E2613	J3PLUTS18TH	18" Wide J3 Back w/ 16.5" Shell Height	\$670.00
<input type="checkbox"/>	172JT22	E2613	J3PLUTS20TH	20" Wide J3 Back w/ 16.5" Shell Height	\$670.00
<input type="checkbox"/>	172JT23	E2613	J3PLUTM16TH	16" Wide J3 Back w/ 18" Shell Height	\$670.00
<input type="checkbox"/>	172JT24	E2613	J3PLUTM18TH	18" Wide J3 Back w/ 18" Shell Height	\$670.00
<input type="checkbox"/>	172JT25	E2613	J3PLUTM20TH	20" Wide J3 Back w/ 18" Shell Height	\$670.00
<input type="checkbox"/>	172JT26	E2613	J3PLUTT16TH	16" Wide J3 Back w/ 19.5" Shell Height	\$670.00
<input type="checkbox"/>	172JT27	E2613	J3PLUTT18TH	18" Wide J3 Back w/ 19.5" Shell Height	\$670.00
<input type="checkbox"/>	172JT28	E2613	J3PLUTT20TH	20" Wide J3 Back w/ 19.5" Shell Height	\$670.00

SH Shells- 4 Point Standard Hardware

<input type="checkbox"/>	172JT29	E2613	J3PLSHS18TH	18" Wide J3 Back w/ 21" Shell Height	\$670.00
<input type="checkbox"/>	172JT30	E2613	J3PLSHS20TH	20" Wide J3 Back w/ 21" Shell Height	\$670.00



JAY Custom Back

To order any **JAY Back not listed above**, please see the JAY price list. Cushion name or part number must be filled out w/ desired width and depth

<input type="checkbox"/>	172JB01	JAY Bundled Back	Back Name or Part #	Width:	Height:	Price List
--------------------------	---------	------------------	---------------------	--------	---------	------------

17b. JAY BACKREST ACCESSORIES

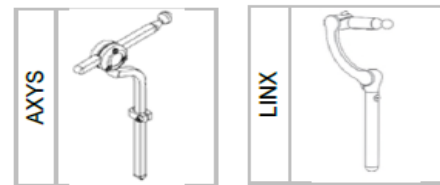
JAY J3 Back Headrest

AXYS Mount and Pad (includes removable mount)

<input type="checkbox"/>	172HD01	E0955/E1028	J3HEDX10	AXYS Headrest with 10" Plush Pad	\$381.00
<input type="checkbox"/>	172HD02	E0955/E1028	J3HEDX14	AXYS Headrest with 14" Plush Pad	\$394.00
<input type="checkbox"/>	172HD05	E0955/E1028	J3HEDXAAPS	AXYS Headrest with Narrow Adjust-a-Plush	\$480.00
<input type="checkbox"/>	172HD06	E0955/E1028	J3HEDXAAPN	AXYS Headrest with Standard Adjust-a-Plush	\$480.00

LINX Mount and Pad (includes removable mount)

<input type="checkbox"/>	172HD03	E0955/E1028	J3HEDL10	LINX Headrest with 10" Plush Pad	\$441.00
<input type="checkbox"/>	172HD04	E0955/E1028	J3HEDL14	LINX Headrest with 14" Plush Pad	\$454.00
<input type="checkbox"/>	172HD07	E0955/E1028	J3HEDLAAPS	LINX Headrest with Narrow Adjust-a-Plush	\$540.00
<input type="checkbox"/>	172HD08	E0955/E1028	J3HEDLAAPN	LINX Headrest with Standard Adjust-a-Plush	\$540.00



JAY J3 Back Laterals

Swing Away Laterals With Pad - Pair

<input type="checkbox"/>	172JW02	E0956/E1028	J3LAT4X4SA	SwingAway Lat with 4"x4" Pad (PR)	\$778.00
<input type="checkbox"/>	172JW03	E0956/E1028	J3LAT4X5SA	SwingAway Lat with 4"x5" Pad (PR)	\$778.00
<input type="checkbox"/>	172JW04	E0956/E1028	J3LAT4X6SA	SwingAway Lat with 4"x6" Pad (PR)	\$778.00

17c. JAY CUSHIONS

Seat width must match selection in section 7. Seat depth can be +/- 2" of selection in section 7

JAY Fusion Cushion

<input type="checkbox"/>	172JU01	E2622	JFUSION1616	JAY Fusion 16" x 16"	\$440.00
<input type="checkbox"/>	172JU02	E2622	JFUSION1618	JAY Fusion 16" x 18"	\$440.00
<input type="checkbox"/>	172JU03	E2622	JFUSION1816	JAY Fusion 18" x 16"	\$440.00
<input type="checkbox"/>	172JU04	E2622	JFUSION1818	JAY Fusion 18" x 18"	\$440.00
<input type="checkbox"/>	172JU05	E2622	JFUSION1820	JAY Fusion 18" x 20"	\$440.00
<input type="checkbox"/>	172JU06	E2622	JFUSION2018	JAY Fusion 20" x 18"	\$440.00
<input type="checkbox"/>	172JU07	E2622	JFUSION2020	JAY Fusion 20" x 20"	\$440.00

JAY X2 Cushion

<input type="checkbox"/>	172JU22	E2622	JX21616	JAY X2 16" x 16"	\$425.00
<input type="checkbox"/>	172JU23	E2622	JX21618	JAY X2 16" x 18"	\$425.00
<input type="checkbox"/>	172JU24	E2622	JX21816	JAY X2 18" x 16"	\$425.00
<input type="checkbox"/>	172JU25	E2622	JX21818	JAY X2 18" x 18"	\$425.00
<input type="checkbox"/>	172JU26	E2622	JX21820	JAY X2 18" x 20"	\$425.00
<input type="checkbox"/>	172JU27	E2622	JX22020	JAY X2 20" x 20"	\$425.00

JAY Union Cushion

<input type="checkbox"/>	172JU15	E2607	JU1616	JAY UNION 16" x 16"	\$445.00
<input type="checkbox"/>	172JU16	E2607	JU1618	JAY UNION 16" x 18"	\$445.00
<input type="checkbox"/>	172JU17	E2607	JU1816	JAY UNION 18" x 16"	\$445.00
<input type="checkbox"/>	172JU18	E2607	JU1818	JAY UNION 18" x 18"	\$445.00
<input type="checkbox"/>	172JU19	E2607	JU1820	JAY UNION 18" x 20"	\$445.00
<input type="checkbox"/>	172JU20	E2607	JU2018	JAY UNION 20" x 18"	\$445.00
<input type="checkbox"/>	172JU21	E2607	JU2020	JAY UNION 20" x 20"	\$445.00

JAY Ion Cushion

<input type="checkbox"/>	172JU08	E2607	JION1616	JAY ION 16" x 16"	\$395.00
<input type="checkbox"/>	172JU09	E2607	JION1618	JAY ION 16" x 18"	\$395.00
<input type="checkbox"/>	172JU10	E2607	JION1816	JAY ION 18" x 16"	\$395.00
<input type="checkbox"/>	172JU11	E2607	JION1818	JAY ION 18" x 18"	\$395.00
<input type="checkbox"/>	172JU12	E2607	JION1820	JAY ION 18" x 20"	\$395.00
<input type="checkbox"/>	172JU13	E2607	JION2018	JAY ION 20" x 18"	\$395.00
<input type="checkbox"/>	172JU14	E2607	JION2020	JAY ION 20" x 20"	\$395.00

JAY Custom Cushion

*To order any **JAY cushions not listed above**, please see the JAY price list. Cushion name or part number must be filled out w/ desired width and depth*

<input type="checkbox"/>	172JC20	JAY Bundled Cushion	Cushion Name or Part #	Width:	Depth:	Price List
--------------------------	---------	---------------------	------------------------	--------	--------	------------

18. CUSTOM OPTIONS

Looking for more options? Contact our custom "Built-4-Me" department.

To Inquire about any unique customization for Quickie products, contact:
Phone: (800) 333-4000, Option #3 or Fax: (800) 333-9011



Sunrise Medical (US) LLC
2842 Business Park Ave. · Fresno, CA 93727 · USA