

Sold to Account Name or #: _____
 Buyer: _____
 Marked For: _____
 Quote # Reference: _____
 Purchase Order #: _____
 Power Wheelchair Mfg.: _____

Ship to Account Name or #: _____
 ATTN: _____
 Address: _____
 City, State, Zip: _____
 Phone: _____
 Special Instructions: _____

The HCPCS CODES provided are based on code verification through PDAC or our interpretation of the code definitions.
 The use of HCPCS CODES does not ensure coverage or payment. For coverage information, verify the appropriate payer's coverage policy.

Item #	HCPCS	Description	Price	Item#	HCPCS	Definition	Price
--------	-------	-------------	-------	-------	-------	------------	-------

Joysticks

Switch-It Micro Series Proportional Light Touch Joysticks

Switch-It MicroGuide Proportional Joystick

Displacement Style Light Touch Joystick			
<input type="checkbox"/> MG	E2312	MicroGuide Joystick Only, DB9 connector	\$3,681

Note: MicroGuide requires roughly 40g of activation force for joystick displacement.



Switch-It MicroPilot Proportional Joystick

Zero Displacement Style Light Touch Joystick			
<input type="checkbox"/> MP	E2312	MicroPilot Joystick Only, DB9 connector	\$3,681

Note: MicroPilot allows for adjustable activation force from 10g to 50g for joystick activation.



Switch-It MicroSeries Proportional Light Touch Joystick Mounting Packages (Select Joystick above)

<input type="checkbox"/> MA-SA-MS	K0108	Armrest Mount, MicroSeries connector	\$485	<input type="checkbox"/> MA-MID-GAT-MS	E1028	Midline Mount (Gatlin) MicroSeries connector	\$1,223
<input type="checkbox"/> BT-SA	E0950, K0108	BulletTray, Armrest Mount	\$760	<input type="checkbox"/> BT-MID-GAT	E1028	BulletTray hand tray, Midline Mount (Gatlin)	\$1,223
<input type="checkbox"/> SD-SA	E0950, K0108	SpaceDisc, Armrest Mount	\$760	<input type="checkbox"/> SD-MID-GAT	E1028	SpaceDisc hand tray, Midline Mount (Gatlin)	\$1,223
<input type="checkbox"/> MA-MID-BP-MS	E1028	Midline Mount (Bodypoint) MicroSeries connector	\$1,025	<input type="checkbox"/> MA-BIB-TH-MS	K0108	Bib Mount (Therafin), MicroSeries connector	\$732
<input type="checkbox"/> BT-MID-BP	E1028	BulletTray hand tray, Midline Mount (Bodypoint)	\$1,223	<input type="checkbox"/> MA-SWA-CHIN-MS-SI	E1028	S/A Chin Mount, MicroSeries clamp, 1" Ball connector	\$855
<input type="checkbox"/> SD-MID-BP	E1028	SpaceDisc hand tray, Midline Mount (Bodypoint)	\$1,223	<input type="checkbox"/> MA-SWA-CHIN-MS-WH	E1028	S/A Chin Mount, MicroSeries clamp, Whitmyer connector	\$855

Switch-It MicroSeries Proportional Light Touch Joystick Mode Switch Packages

<input type="checkbox"/> ML-SWA-SWI	K0108, E1028	Micro Light switch, 12" rigid HDR S/A mount, 1" ball connector	\$978	<input type="checkbox"/> PIKO-SWA-WH	K0108, E1028	1" Single Switch, 12", rigid HDR S/A mount, Whitmyer connector	\$855
<input type="checkbox"/> ML-SWA-WH	K0108, E1028	Micro Light switch, 12" rigid HDR S/A mount, Whitmyer connector	\$978	<input type="checkbox"/> PIKO-FXE-SWA-SWI	K0108, E1028	1" Single Switch, 12", flexible HDR S/A mount, 1" Ball connector	\$855
<input type="checkbox"/> ML-FXE-SWA-SWI	K0108, E1028	Micro Light switch, 12" flexible HDR S/A mount, 1" ball connector	\$978	<input type="checkbox"/> PIKO-FXE-SWA-WH	K0108, E1028	1" Single Switch, 12", flexible HDR S/A mount, Whitmyer connector	\$855
<input type="checkbox"/> ML-FXE-SWA-WH	K0108, E1028	Micro Light switch, 12" flexible HDR S/A mount, Whitmyer connector	\$978	<input type="checkbox"/> ES-SWA-SWI	K0108, E1028	Egg switch, 12" rigid HDR S/A mount, 1" ball connector	\$855
<input type="checkbox"/> PIKO-SWA-SWI	K0108, E1028	1" Single Switch, 12" rigid HDR S/A mount, 1" ball connector	\$855	<input type="checkbox"/> ES-SWA-WH	K0108, E1028	Egg switch, 12" rigid HDR S/A mount, Whitmyer connector	\$855

See Switches section for additional unmounted switch selections.

Joysticks - Continued

Switch-It VersaGuide and VersaGuide EZ Proportional Joysticks

Switch-It VersaGuide Proportional Joystick

Versatile Proportional Compact Joystick			
<input type="checkbox"/> VG	E2328	VersaGuide Joystick Only, DB9 connector	\$2,028

Note: VersaGuide requires roughly 240g of activation force for joystick displacement.

Switch-It VersaGuide EZ Proportional Joystick

Medium Force Proportional Joystick			
<input type="checkbox"/> VG-EZ	E2328	VersaGuide EZ Joystick Only, DB9 connector	\$2,397

Note: VersaGuide EZ requires roughly 120g of activation force for joystick displacement.

Flex Switches Only to mount with the Switch-It VersaGuide

2 Flex Switches with 6" Gooseneck			
<input type="checkbox"/> VG-FLEX	K0108	Flex Switches with 6" Gooseneck Only	\$1,450

Note: VG-FLEX recommended be order in combination with VG or VG-EZ

Switch-It VersaSeries Proportional Joystick Mounting Packages (Select Joystick above)

<input type="checkbox"/> MA-SA-VG	K0108	Armrest Mount, VersaGuide connector	\$485	<input type="checkbox"/> MA-BIB-TH-VG	K0108	Bib Mount, Therafin, VersaSeries connector	\$732
<input type="checkbox"/> MA-MID-BP-VG	E1028	Midline Mount (Bodypoint), VersaSeries connector	\$995	<input type="checkbox"/> MA-SWA-CHIN-VG-SI	E1028	S/A Chin Mount, VersaSeries clamp, 1" Ball connector	\$1,055
<input type="checkbox"/> MA-MID-GAT-VG	E1028	Midline Mount (Gatlin), VersaSeries connector	\$995	<input type="checkbox"/> MA-SWA-CHIN-VG-WH	E1028	S/A Chin Mount, VersaSeries clamp, Whitmyer connector	\$1,055

Switch-It VersaGuide Proportional Joystick Mode Switch Packages

<input type="checkbox"/> ML-SWA-SWI	K0108, E1028	Micro Light switch, 12" rigid HDR S/A mount, 1" ball connector	\$978	<input type="checkbox"/> PIKO-SWA-WH	K0108, E1028	1" Single Switch, 12" rigid HDR S/A mount, Whitmyer connector	\$855
<input type="checkbox"/> ML-SWA-WH	K0108, E1028	Micro Light switch, 12" rigid HDR S/A mount, Whitmyer connector	\$978	<input type="checkbox"/> PIKO-FXE-SWA-SWI	K0108, E1028	1" Single Switch, 12" flexible HDR S/A mount, 1" Ball connector	\$855
<input type="checkbox"/> ML-FXE-SWA-SWI	K0108, E1028	Micro Light switch, 12" flexible HDR S/A mount, 1" ball connector	\$978	<input type="checkbox"/> PIKO-FXE-SWA-WH	K0108, E1028	1" Single Switch, 12" flexible HDR S/A mount, Whitmyer connector	\$855
<input type="checkbox"/> ML-FXE-SWA-WH	K0108, E1028	Micro Light switch, 12" flexible HDR S/A mount, Whitmyer connector	\$978	<input type="checkbox"/> ES-SWA-SWI	K0108, E1028	Egg switch, 12" rigid HDR S/A mount, 1" ball connector	\$855
<input type="checkbox"/> PIKO-SWA-SWI	K0108, E1028	1" Single Switch, 12" rigid HDR S/A mount, 1" ball connector	\$855	<input type="checkbox"/> ES-SWA-WH	K0108, E1028	Egg switch, 12" rigid HDR S/A mount, Whitmyer connector	\$855

See Switches section for additional unmounted switch selections.



VersaGuide



VersaGuide With Flex Switches

Head Controls

Switch-It DualPro Proportional Head Array System

Switch-It DualPro - Articulating Facial Pads

Long (approx. 6") Lateral Pads (Shown at right)	
DualPro Proportional Head Array" with Long "Facial" Pads	
<i>*Make specific DualPro and mounting hardware configuration selections below.</i>	



Switch-It DualPro - Round Pads

Round (2" diameter) Spot Pads	
DualPro Proportional Head Array" with Round "Spot" Pads	
<i>*Make specific DualPro and mounting hardware configuration selections below.</i>	

Switch-It DualPro and Headrest Mounting Hardware Packages

<input type="checkbox"/> DPA-SI	E2328	DPA - Long Pads, 1" ball connector, 1/2" square hardware	\$6,387	<input type="checkbox"/> DPP-SI	E2328	DPP - Spot Pads, 1" ball connector, 1/2" square hardware	\$6,387
<input type="checkbox"/> DPA-WH-AXYS	E2328	DPA - Long Pads, Whitmyer connector, Axys mount	\$6,387	<input type="checkbox"/> DPP-WH-AXYS	E2328	DPP - Spot Pads, Whitmyer connector, Axys mount	\$6,387
<input type="checkbox"/> DPA-WH-LINX	E2328	DPA - Long Pads, Whitmyer connector, Linx mount	\$6,387	<input type="checkbox"/> DPP-WH-LINX	E2328	DPP - Spot Pads, Whitmyer connector, Linx mount	\$6,387
<input type="checkbox"/> DPA-WH-LINX2	E2328	DPA - Long Pads, Whitmyer connector, Linx2 mount	\$6,387	<input type="checkbox"/> DPP-WH-LINX2	E2328	DPP - Spot Pads, Whitmyer connector, Linx2 mount	\$6,387

Note: Select Switch-It DualPro and Headrest Mounting Hardware Package above, then select Switch Package below.

Switch-It DualPro External Mode Switch Packages

Mode Switch Mount attached to DualPro Lateral Pad Rod				Mode Switch Mount on separate Swing Sway			
<input type="checkbox"/> FSE-DP	K0108	Proximity Sensor, 12" flexible mnt, infinity connector	\$732	<input type="checkbox"/> ML-RGD-DP-SWA-SI	K0108, E1028	MicroLite switch, 12" rigid rod, swing away connector	\$855
<input type="checkbox"/> ML-RGD-DP	K0108, E1028	MicroLite switch, 12" rigid rod, infinity connector	\$676	<input type="checkbox"/> ML-RGD-DP-SWA-WH	K0108, E1028	MicroLite switch, 12" rigid rod, swing away connector	\$855
<input type="checkbox"/> ML-FXE-DP	K0108, E1028	MicroLite switch, 12" flexible mount, infinity connector	\$676	<input type="checkbox"/> PIKO-RGD-DP-SWA-SI	K0108, E1028	1" Single Switch, 12" rigid rod, swing away connector	\$916
<input type="checkbox"/> PIKO-RGD-DP	K0108, E1028	1" Single Switch, 12" rigid rod, infinity connector	\$676	<input type="checkbox"/> PIKO-RGD-DP-SWA-WH	K0108, E1028	1" Single Switch, 12" rigid rod, swing away connector	\$916
<input type="checkbox"/> PIKO-FXE-DP	K0108, E1028	1" Single Switch, 12" flexible mount, infinity connector	\$676	<input type="checkbox"/> ES-RGD-DP-SWA-SI	K0108, E1028	Egg switch, 12" rigid rod, swing away connector	\$855
<input type="checkbox"/> ES-RGD-DP	K0108, E1028	Egg switch, 12" rigid rod, infinity connector	\$608	<input type="checkbox"/> ES-RGD-DP-SWA-WH	K0108, E1028	Egg switch, 12" rigid rod, swing away connector	\$855



Proximity Sensor, 12" flexible mount, infinity connector



1" Single Switch, 12" rigid rod, infinity connector



Egg switch, 12" rigid rod, Separate swing away connector

Switch-It Switched Head Array Systems and Headrest Mounting Hardware Packages

3-Switch Head Array Systems - Short-Straight Wings (-SS)

<input type="checkbox"/> HDR3-SS-M2-SI	E2330	3-Switch HDR, SS, Two 1/8" Mono, 1/2" square back hardware	\$4,911
<input type="checkbox"/> HDR3-SS-M2-WH-AXYS	E2330	3-Switch HDR, SS, Two 1/8" Mono, Whitmyer connector, Axys mount	\$4,911
<input type="checkbox"/> HDR3-SS-M2-WH-LINX	E2330	3-Switch HDR, SS, Two 1/8" Mono, Whitmyer connector, Linx mount	\$4,911
<input type="checkbox"/> HDR3-SS-M2-WH-LINX2	E2330	3-Switch HDR, SC, Two 1/8" Mono, Whitmyer connector, Linx2 mount	\$4,911



3-Switch Head Array Systems - Short-Curved Wings (-SC)

<input type="checkbox"/> HDR3-SC-M2-SI	E2330	3-Switch HDR, SC, Two 1/8" Mono, 1" ball conn., 1/2" square back hardware	\$4,911
<input type="checkbox"/> HDR3-SC-M2-WH-AXYS	E2330	3-Switch HDR, SC, Two 1/8" Mono, Whitmyer connector, Axys mount	\$4,911
<input type="checkbox"/> HDR3-SC-M2-WH-LINX	E2330	3-Switch HDR, SC, Two 1/8" Mono, Whitmyer connector, Linx mount	\$4,911
<input type="checkbox"/> HDR3-SC-M2-WH-LINX2	E2330	3-Switch HDR, SC, Two 1/8" Mono, Whitmyer connector, Linx2 mount	\$4,911

3-Switch Head Array Systems - Long-Straight Wings (-LS)

<input type="checkbox"/> HDR3-LS-M2-SI	E2330	3-Switch HDR, LS, Two 1/8" Mono, 1/2" square back hardware	\$4,911
<input type="checkbox"/> HDR3-LS-M2-WH-AXYS	E2330	3-Switch HDR, LS, Two 1/8" Mono, Whitmyer connector, Axys mount	\$4,911
<input type="checkbox"/> HDR3-LS-M2-WH-LINX	E2330	3-Switch HDR, LS, Two 1/8" Mono, Whitmyer connector, Linx mount	\$4,911
<input type="checkbox"/> HDR3-LS-M2-WH-LINX2	E2330	3-Switch HDR, LC, Two 1/8" Mono, Whitmyer connector, Linx2 mount	\$4,911

4-Switch Head Array Systems - Long-Straight Wings (-LS) only

<input type="checkbox"/> HDR4-LS-M1L-SI	E2330	4-Switch HDR, LS, Mode Outer Left, 1/2" square back hardware	\$5,135
<input type="checkbox"/> HDR4-LS-M1L-WH-AXYS	E2330	4-Switch HDR, LS, Mode Outer Left, Whit conn., Axys mount	\$5,135
<input type="checkbox"/> HDR4-LS-M1L-WH-LINX	E2330	4-Switch HDR, LS, Mode Outer Left, Whit conn., Linx mount	\$5,135
<input type="checkbox"/> HDR4-LS-M1L-WH-LINX2	E2330	4-Switch HDR, LS, Mode Outer Left, Whit conn., Linx2 mount	\$5,135
<input type="checkbox"/> HDR4-LS-M1R-SI	E2330	4-Switch HDR, LS, Mode Outer Right, 1/2" square back hardware	\$5,135
<input type="checkbox"/> HDR4-LS-M1R-WH-AXYS	E2330	4-Switch HDR, LS, Mode Outer Right, Whit conn., Axys mount	\$5,135
<input type="checkbox"/> HDR4-LS-M1R-WH-LINX	E2330	4-Switch HDR, LS, Mode Outer Right, Whit conn., Linx mount	\$5,135
<input type="checkbox"/> HDR4-LS-M1R-WH-LINX2	E2330	4-Switch HDR, LS, Mode Outer Right, Whit conn., Linx2 mount	\$5,135

Slip 'N Puff Combo Systems

<input type="checkbox"/> HDR-S&P-LC-SI	E2330	Combo S&P HDR, LC, 1/2" square back hardware	\$5,582
<input type="checkbox"/> HDR-S&P-LC-WH-AXYS	E2330	Combo S&P HDR, LC, Whit conn., Axys mount	\$5,582
<input type="checkbox"/> HDR-S&P-LC-WH-LINX	E2330	Combo S&P HDR, LC, Whit conn., Linx mount	\$5,582
<input type="checkbox"/> HDR-S&P-LC-WH-LINX2	E2330	Combo S&P HDR, LC, Whit conn., Linx2 mount	\$5,582

3-Switch Head Array Systems - Long-Curved Wings (-LC)

<input type="checkbox"/> HDR3-LC-M2-SI	E2330	3-Switch HDR, LC, Two 1/8" Mono, 1" ball conn., 1/2" square back hardware	\$4,911
<input type="checkbox"/> HDR3-LC-M2-WH-AXYS	E2330	3-Switch HDR, LC, Two 1/8" Mono, Whitmyer connector, Axys mount	\$4,911
<input type="checkbox"/> HDR3-LC-M2-WH-LINX	E2330	3-Switch HDR, LC, Two 1/8" Mono, Whitmyer connector, Linx mount	\$4,911
<input type="checkbox"/> HDR3-LC-M2-WH-LINX2	E2330	3-Switch HDR, LC, Two 1/8" Mono, Whitmyer connector, Linx2 mount	\$4,911



Note: Select Switch-It Switched Head Array Systems and then select Headrest Mounting Hardware Packages and Switch Package on next page.

Head Controls - Continued

Switch-It Switched Head Array Systems Mode Switch Packages

Mode Switches on Swing Away

<input type="checkbox"/> ML-SWA-SWI	K0108, E1028	Micro Light switch, 12" rigid HDR S/A mount, 1" ball connector	\$978	<input type="checkbox"/> PIKO-SWA-WH	K0108, E1028	1" Single Switch, 12" rigid HDR S/A mount, Whitmyer connector	\$855
<input type="checkbox"/> ML-SWA-WH	K0108, E1028	Micro Light switch, 12" rigid HDR S/A mount, Whitmyer connector	\$978	<input type="checkbox"/> PIKO-FXE-SWA-SWI	K0108, E1028	1" Single Switch, 12" flexible HDR S/A mount, 1" Ball connector	\$855
<input type="checkbox"/> ML-FXE-SWA-SWI	K0108, E1028	Micro Light switch, 12" flexible HDR S/A mount, 1" ball connector	\$978	<input type="checkbox"/> PIKO-FXE-SWA-WH	K0108, E1028	1" Single Switch, 12" flexible HDR S/A mount, Whitmyer connector	\$855
<input type="checkbox"/> ML-FXE-SWA-WH	K0108, E1028	Micro Light switch, 12" flexible HDR S/A mount, Whitmyer connector	\$978	<input type="checkbox"/> ES-SWA-SWI	K0108, E1028	Egg switch, 12" rigid HDR S/A mount, 1" ball connector	\$855
<input type="checkbox"/> PIKO-SWA-SWI	K0108, E1028	1" Single Switch, 12" rigid HDR S/A mount, 1" ball connector	\$855	<input type="checkbox"/> ES-SWA-WH	K0108, E1028	Egg switch, 12" rigid HDR S/A mount, Whitmyer connector	\$855

See Switches section for additional unmounted switch selections.

Switch-It RIM Proportional Head Control

Switch-It RIM Control			
Proportional Driving - Single Pad			
<input type="checkbox"/> RIM-WOM	E2328	RIM Proportional Head Control w/o mnt Hardware	\$6,588

**Make specific RIM and mounting hardware configuration selections below.*



Switch-It RIM Control Mounting Hardware Packages

<input type="checkbox"/> RIM-SI	E2328	RIM - 1" ball connector, 1/2" square hardware	\$6,700	<input type="checkbox"/> RIM-WH-LINX	E2328	RIM - Whitmyer connector, Linx mnt, Quick release	\$6,700
<input type="checkbox"/> RIM-WH-AXYS	E2328	RIM - Whitmyer connector, Axys mount	\$6,700	<input type="checkbox"/> RIM-WH-LINX2	E2328	RIM - Whitmyer connector, Linx2 mnt, Quick release	\$6,700

RIM Proportional Head Control Mode Switch and Mode Switch Mounting Option (one from A and B required)

<input type="checkbox"/> ML-RGD-RIM-SWA-SI	K0108, E1028	Micro Light switch, 16" rigid rod, swing away for 1" ball	\$855	<input type="checkbox"/> PIKO-RGD-RIM-SWA-WH	K0108, E1028	1" Single Switch, 16" rigid rod, Whitmyer swing away	\$855
<input type="checkbox"/> ML-RGD-RIM-SWA-WH	K0108, E1028	Micro Light switch, 16" rigid rod, Whitmyer swing away	\$855	<input type="checkbox"/> ES-RGD-RIM-SWA-SI	K0108, E1028	Egg switch, 16" rigid rod, swing away for 1" ball	\$669
<input type="checkbox"/> PIKO-RGD-RIM-SWA-SI	K0108, E1028	1" Single Switch, 16" rigid rod, swing away for 1" ball	\$855	<input type="checkbox"/> ES-RGD-RIM-SWA-WH	K0108, E1028	Egg switch, 16" rigid rod, swing away connector	\$669

Other Drive Controls

Switch-It Joystick in a Can - Arm and Foot Control

Switch-It Joystick in a Can			
Versatile and Durable			
<input type="checkbox"/> JSC	E2373	Joystick Only	\$979



Joystick in a Can

Switch-It Joystick in a Can Mounting Options			
<input type="checkbox"/> MA-SA-JSC	K0108	Armrest mount, Joystick in a Can connector	\$486
<input type="checkbox"/> MA-MID-JSC	E1028	Midline Mount (Bodypoint), Joystick in a Can connector	\$979
<input type="checkbox"/> MA-AC-JSC	E1028	Arm Control Mounting Hardware, Large	\$1,995
<input type="checkbox"/> MA-FC-MED-JSC	E1028	Foot Control Mounting Hardware, Medium	\$1,995
<input type="checkbox"/> MA-FC-LG-JSC	E1028	Foot Control Mounting Hardware, Large	\$1,995

Foot Control Hardware



Arm Control Hardware

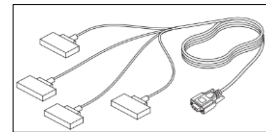


Switch-It Joystick in a Can Mode Switch Options

See Switches section for unmounted switch selections. Headrest mounted mode switch options also available.

Switch-It Switched Driving Systems

Switch-It Zero Touch Sensor System			
Four switch or Five Switch Systems			
<input type="checkbox"/> 5NKS	K0108	Five Zero Touch Sensor System, DB9 connector	\$4,465



Switch-It Cool Cube - Preset Packages

Cool Cube - Proximity/Proportional Switched System				
<input type="checkbox"/>	CCB-4PS	E2328	Cool Cube w/ DB9 connector for Prox / Prop driving Includes 4 Pro Spot Proportional Switches (1 Red, 1 Blue, 1 Green, & 1 Yellow) (Note: Requires Omni for operation)	\$5,867
<input type="checkbox"/>	CCB-5PS	E2328	Cool Cube w/ DB9 connector for Prox / Prop driving Includes 5 Pro Spot Proportional Switches (1 Red, 1 Blue, 1 Green, 1 Orange, & 1 Yellow) (Note: Requires Omni for operation)	\$6,315



Note: If on/off and/or mode functionality is desired to be controlled via the Cool Cube, a single switch or switches must be selected from the list below.

Switch-It Cool Cube - Personalized Packages

Cool Cube - Proximity/Proportional Driving System				
<input type="checkbox"/>	CCB	E2328	Cool Cube with DB9 connector for Proximity / Proportional driving. Note: Pro Spot Proportional Switch's are required if proportional driving is desired and must be selected below. Note: If non-proportional driving is desired, single switches can be selected in-lieu of the Pro Spot switches from the full list below. Note: Requires Omni for operation.	\$3,878

Note: If on/off and/or mode functionality is desired to be controlled via the Cool Cube, a single switch or switches must be selected from the list below.

Pro Spot - Proportional Switch's				
<input type="checkbox"/>	PROSP-R	K0108	Pro Spot Proportional Switch - Red Qty: <input type="text"/> X	\$598
<input type="checkbox"/>	PROSP-G	K0108	Pro Spot Proportional Switch - Green Qty: <input type="text"/> X	\$598
<input type="checkbox"/>	PROSP-B	K0108	Pro Spot Proportional Switch - Blue Qty: <input type="text"/> X	\$598
<input type="checkbox"/>	PROSP-Y	K0108	Pro Spot Proportional Switch - Yellow Qty: <input type="text"/> X	\$598
<input type="checkbox"/>	PROSP-O	K0108	Pro Spot Proportional Switch - Orange Qty: <input type="text"/> X	\$598

Switches

Single Switches (1/8" monoplug output unless otherwise stated)

2.5" Single Switch Button				
<input type="checkbox"/>	244505	K0108	2.5" Single Switch, Black	Qty: <input type="text"/> X \$184
<input type="checkbox"/>	244025	K0108	2.5" Single Switch, Green	Qty: <input type="text"/> X \$184
<input type="checkbox"/>	244504	K0108	2.5" Single Switch, Red	Qty: <input type="text"/> X \$184
<input type="checkbox"/>	244506	K0108	2.5" Single Switch, Blue	Qty: <input type="text"/> X \$184
<input type="checkbox"/>	244507	K0108	2.5" Single Switch, Yellow	Qty: <input type="text"/> X \$184



1" Single Switch				
<input type="checkbox"/>	244027	K0108	1" Single Switch - Black	Qty: <input type="text"/> X \$308
<input type="checkbox"/>	247620	K0108	1" Single Switch - Blue	Qty: <input type="text"/> X \$308
<input type="checkbox"/>	247619	K0108	1" Single Switch - Green	Qty: <input type="text"/> X \$308
<input type="checkbox"/>	247617	K0108	1" Single Switch - Red	Qty: <input type="text"/> X \$308
<input type="checkbox"/>	247621	K0108	1" Single Switch - Orange	Qty: <input type="text"/> X \$308
<input type="checkbox"/>	247618	K0108	1" Single Switch - Yellow	Qty: <input type="text"/> X \$308



Egg Switch				
<input type="checkbox"/>	244026	K0108	Egg Switch, Black	Qty: <input type="text"/> X \$111
<input type="checkbox"/>	244557	K0108	Egg Switch, Blue	Qty: <input type="text"/> X \$111
<input type="checkbox"/>	244558	K0108	Egg Switch, Red	Qty: <input type="text"/> X \$111
<input type="checkbox"/>	244559	K0108	Egg Switch, Green	Qty: <input type="text"/> X \$111
<input type="checkbox"/>	244560	K0108	Egg Switch, Yellow	Qty: <input type="text"/> X \$111



Spec Switch				
<input type="checkbox"/>	244030	K0108	Spec Switch, Green	Qty: <input type="text"/> X \$157
<input type="checkbox"/>	244499	K0108	Spec Switch, Blue	Qty: <input type="text"/> X \$157
<input type="checkbox"/>	244501	K0108	Spec Switch, Yellow	Qty: <input type="text"/> X \$157
<input type="checkbox"/>	244502	K0108	Spec Switch, Black	Qty: <input type="text"/> X \$157
<input type="checkbox"/>	244503	K0108	Spec Switch, Red	Qty: <input type="text"/> X \$157



Mini Button - Single Switch				
<input type="checkbox"/>	MB-1-BLU	K0108	Mini Button Switch-BLUE	Qty: <input type="text"/> X \$195
<input type="checkbox"/>	MB-1-GRN	K0108	Mini Button Switch-GREEN	Qty: <input type="text"/> X \$195
<input type="checkbox"/>	MB-1-RED	K0108	Mini Button Switch-RED	Qty: <input type="text"/> X \$195



Flex Switch				
<input type="checkbox"/>	FS	K0108	Flex Switch*, Proximity Sensor on 6" gooseneck, stereo plug output	Qty: <input type="text"/> X \$395
<input type="checkbox"/>	FSE	K0108	Flex Switch*, Proximity Sensor on 12" gooseneck, stereo plug output	Qty: <input type="text"/> X \$415



*Works with VG, VG-EZ, DP-A, DP-P only.

Twister Switch				
<input type="checkbox"/>	6003579	K0108	Twister Switch - Black	Qty: <input type="text"/> X \$438
<input type="checkbox"/>	6003580	K0108	Twister Switch - Red	Qty: <input type="text"/> X \$438
<input type="checkbox"/>	6003581	K0108	Twister Switch - Green	Qty: <input type="text"/> X \$438



Micro Light Switch				
<input type="checkbox"/>	244028	K0108	Micro Light	Qty: <input type="text"/> X \$229



Uni-Wob Switch				
<input type="checkbox"/>	LLS	K0108	Uni-Wob Long Lever Switch	Qty: <input type="text"/> X \$239



Zero Touch Proximity Sensor				
<input type="checkbox"/>	ZTS-P	K0108	Zero Touch Proximity Sensor	Qty: <input type="text"/> X \$665



Switches - Continued

Multi-Function Switches

Dual Switch Selections

<input type="checkbox"/> MB-2-M	K0108	Two Mini Button Switches-RED & GREEN, dual 1/8" mono jack output	\$619
<input type="checkbox"/> MB-2-S	K0108	Two Mini Button Switches-RED & GREEN, single 1/8" stereo jack output	\$619



Quad Switch Selections

<input type="checkbox"/> MB-4-IL	K0108	Mini 4 Button - Inline Enclosure, DB9 connector	\$925
----------------------------------	-------	---	-------



P&G Seat Controllers

<input type="checkbox"/> CTRL+5 S-P	K0108	Ctrl+5 Seat Function-Push Button DB9 connector	\$1,397
<input type="checkbox"/> CTRL+5 S-T	K0108	Ctrl+5 Seat Function-Toggles DB9 connector	\$1,397
<input type="checkbox"/> 158709	K0108	Ctrl+5 Seat Function-Push Button Rnet connector	\$1,397
<input type="checkbox"/> 158708	K0108	Ctrl+5 Seat Function-Toggles Rnet connector	\$1,397



Ctrl+5®, Push Button

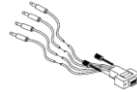


Ctrl+5®, Toggle

Cable Assemblies

Switch Output Cable Assembly

<input type="checkbox"/>	139025	K0108	Switch Output Cable Assm - DB9 to 4 Male Mono	\$175
--------------------------	--------	-------	---	-------



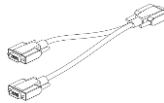
DB9 Extension Cable

<input type="checkbox"/>	139026	K0108	DB9 Extension Cable	\$25
--------------------------	--------	-------	---------------------	------



DB9 Split Cable

<input type="checkbox"/>	244569	K0108	DB9 Split Cable - 1 Female X 2 Male	\$92
--------------------------	--------	-------	-------------------------------------	------



Mono Cable Male to Female

<input type="checkbox"/>	244022	K0108	Mono Cable Male - to Female - 6"	\$20
--------------------------	--------	-------	----------------------------------	------



Stereo Cable Extension 90°

<input type="checkbox"/>	244361	K0108	Stereo Cable Extension 90° Male to Female	\$29
--------------------------	--------	-------	---	------



Stereo Cable Extension 90°

<input type="checkbox"/>	243795	K0108	Stereo Cable Extension Male to Female	\$29
--------------------------	--------	-------	---------------------------------------	------



Switch-It Safety Devices

Switch-It Caution Alert - Obstacle Detection System

<input type="checkbox"/> CLERT-2	K0108	Two Sensors, DB9 connector	\$2,454
<input type="checkbox"/> CLERT-4	K0108	Four Sensors, DB9 connector	\$3,068

Note: Each sensor detection range can be adjusted from 6" to 15"



Switch-It Remote Stop Switch

<input type="checkbox"/> RSS-XLR	K0108	Remote Stop*, battery charger port connector	\$1,045
<input type="checkbox"/> RSS-MR	K0108	Remote Stop, ring connectors to battery terminals	\$1,045
<input type="checkbox"/> RSS-OBC	K0108	Remote Stop, OBC connector	\$1,213

Note: RSS-XLR version requires Omni or Enhanced Display power cycle after remote button is pushed and chair is inhibited.



OptiStop

<input type="checkbox"/> OS	K0108	Fiber Optic Stop, DB9 connector	\$1,348
<input type="checkbox"/> OS-SP	E2325	Fiber Optic Stop w/ Sip 'N Puff Mounting Hardware, DB9 connector	\$2,174



Sunrise Medical (US) LLC
2842 Business Park Ave. · Fresno, CA 93727 · USA