

Sold to Account Name or #: \_\_\_\_\_  
 Buyer: \_\_\_\_\_  
 Marked For: \_\_\_\_\_  
 Quote # Reference: \_\_\_\_\_  
 Purchase Order #: \_\_\_\_\_  
 Power Wheelchair Mfg.: \_\_\_\_\_

Ship to Account Name or #: \_\_\_\_\_  
 ATTN: \_\_\_\_\_  
 Address: \_\_\_\_\_  
 City, State, Zip: \_\_\_\_\_  
 Phone: \_\_\_\_\_  
 Special Instructions: \_\_\_\_\_

The **HCPCS CODES** provided are based on code verification through PDAC or our interpretation of the code definitions.  
 The use of **HCPCS CODES** does not ensure coverage or payment. For coverage information, verify the appropriate payer's coverage policy.

Item #	HCPCS	Description	Price	Item#	HCPCS	Definition	Price
--------	-------	-------------	-------	-------	-------	------------	-------


## Joysticks

### Switch-It Micro Series Proportional Light Touch Joysticks

#### Switch-It MicroGuide Proportional Joystick

Displacement Style Light Touch Joystick			
<input type="checkbox"/> MG	E2312	MicroGuide Joystick Only, DB9 connector	\$3,536
<input type="checkbox"/> MG-1FBOS	E2312, K0108	MicroGuide Joystick* with 1 Fiber Optic, DB9 plug	\$4,246
<input type="checkbox"/> MG-2FBOS	E2312, K0108	MicroGuide Joystick* with 2 Fiber Optics, DB9 plug	\$4,717

\*For 1 or 2 integrated fiber optic with joystick and single DB9 connector, select MG-1FBOS or MG-2FBOS.  
 Note: MicroGuide requires roughly 40g of activation force for joystick displacement.



#### Switch-It MicroPilot Proportional Joystick

Zero Displacement Style Light Touch Joystick			
<input type="checkbox"/> MP	E2312	MicroPilot Joystick Only, DB9 connector	\$3,536
<input type="checkbox"/> MP-1FBOS	E2312, K0108	MicroPilot Joystick* with 1 Fiber Optic, DB9 plug	\$4,246
<input type="checkbox"/> MP-2FBOS	E2312, K0108	MicroPilot Joystick* with 2 Fiber Optics, DB9 plug	\$4,717

\*For 1 or 2 integrated fiber optic with joystick and single DB9 connector, select MP-1FBOS or MP-2FBOS.  
 Note: MicroPilot allows for adjustable activation force from 10g to 50g for joystick activation.



### Switch-It MicroSeries Proportional Light Touch Joystick Mounting Packages (Select Joystick above)

<input type="checkbox"/> NONE		No Mounting	N/A	<input type="checkbox"/> MA-MID-GAT-MS	E1028	Midline Mount (Gatlin) MicroSeries connector	\$643
<input type="checkbox"/> MA-CUSTOMOD		Personalized Mounting, Call for Quote	Call	<input type="checkbox"/> BT-MID-GAT	E1028	BulletTray hand tray, Midline Mount (Gatlin)	\$1,175
<input type="checkbox"/> MA-SA-MS	K0108	Armrest Mount, MicroSeries connector	\$466	<input type="checkbox"/> SD-MID-GAT	E1028	SpaceDisc hand tray, Midline Mount (Gatlin)	\$1,175
<input type="checkbox"/> BT-SA	E0950, K0108	BulletTray, Armrest Mount	\$730	<input type="checkbox"/> MA-BDN3S-MS	K0108	BDN3 Harness, 6" wide, MicroSeries connector	\$730
<input type="checkbox"/> SD-SA	E0950, K0108	SpaceDisc, Armrest Mount	\$730	<input type="checkbox"/> MA-BDN3L-MS	K0108	BDN3 Harness, 8" wide, MicroSeries connector	\$730
<input type="checkbox"/> MA-MID-BP-MS	E1028	Midline Mount (Bodypoint) MicroSeries connector	\$643	<input type="checkbox"/> MA-BIB-TH-MS	K0108	Bib Mount (Therafin), MicroSeries connector	\$703
<input type="checkbox"/> BT-MID-BP	E1028	BulletTray hand tray, Midline Mount (Bodypoint)	\$1,175	<input type="checkbox"/> MA-SWA-CHIN-MS-SI	E1028	S/A Chin Mount, MicroSeries clamp, 1" Ball connector	\$703
<input type="checkbox"/> SD-MID-BP	E1028	SpaceDisc hand tray, Midline Mount (Bodypoint)	\$1,175	<input type="checkbox"/> MA-SWA-CHIN-MS-WH	E1028	S/A Chin Mount, MicroSeries clamp, Whitmyer connector	\$703

### Switch-It MicroSeries Proportional Light Touch Joystick Mode Switch Packages

<input type="checkbox"/> NONE		No switch, no mounting	N/A	<input type="checkbox"/> PIKO-SWA-WH	K0108, E1028	1" Single Switch, 12", rigid HDR S/A mount, Whitmyer connector	\$821
<input type="checkbox"/> MM-CUSTOMOD		Personalized Mode Switch Mount, Call for Quote	Call	<input type="checkbox"/> PIKO-FXE-SWA-SWI	K0108, E1028	1" Single Switch, 12", flexible HDR S/A mount, 1" Ball connector	\$1,057
<input type="checkbox"/> ML-SWA-SWI	K0108, E1028	Micro Light switch, 12" rigid HDR S/A mount, 1" ball connector	\$703	<input type="checkbox"/> PIKO-FXE-SWA-WH	K0108, E1028	1" Single Switch, 12", flexible HDR S/A mount, Whitmyer connector	\$1,057
<input type="checkbox"/> ML-SWA-WH	K0108, E1028	Micro Light switch, 12" rigid HDR S/A mount, Whitmyer connector	\$703	<input type="checkbox"/> ES-SWA-SWI	K0108, E1028	Egg switch, 12" rigid HDR S/A mount, 1" ball connector	\$703
<input type="checkbox"/> ML-FXE-SWA-SWI	K0108, E1028	Micro Light switch, 12" flexible HDR S/A mount, 1" ball connector	\$939	<input type="checkbox"/> ES-SWA-WH	K0108, E1028	Egg switch, 12" rigid HDR S/A mount, Whitmyer connector	\$703
<input type="checkbox"/> ML-FXE-SWA-WH	K0108, E1028	Micro Light switch, 12" flexible HDR S/A mount, Whitmyer connector	\$939				
<input type="checkbox"/> PIKO-SWA-SWI	K0108, E1028	1" Single Switch, 12" rigid HDR S/A mount, 1" ball connector	\$821				

See Switches section for additional unmounted switch selections.

### Switch-It Tough Joystick

Switch-It Tough Joystick			
Heavy Duty Switched Joystick			
<input type="checkbox"/> TJS-4	E2321	Tough Joystick, 4-way switched	\$2,239
<input type="checkbox"/> TJS-8	E2321	Tough Joystick, 8-way switched	\$2,239



### Switch-It Tough Joystick Mounting Packages

<input type="checkbox"/> NONE		No Mounting	N/A	<input type="checkbox"/> MC-SA-TJS	K0108	Armrest mount, Tough Joystick Connector	\$584
-------------------------------	--	-------------	-----	------------------------------------	-------	---	-------

### Switch-It Tough Joystick Mode Switch Options

See Switches section for unmounted switch selections. Headrest mounted mode switch options also available.

# Joysticks - Continued

## Switch-It VersaGuide and VersaGuide EZ Proportional Joysticks

Switch-It VersaGuide Proportional Joystick			
Versatile Proportional Compact Joystick			
<input type="checkbox"/> VG	E2328	VersaGuide Joystick Only, DB9 connector	\$1,948
<i>Note: VersaGuide requires roughly 240g of activation force for joystick displacement.</i>			
Switch-It VersaGuide EZ Proportional Joystick			
Medium Force Proportional Joystick			
<input type="checkbox"/> VG-EZ	E2328	VersaGuide EZ Joystick Only, DB9 connector	\$2,303
<i>Note: VersaGuide EZ requires roughly 120g of activation force for joystick displacement.</i>			
Flex Switches Only to mount with the Switch-It VersaGuide			
2 Flex Switches with 6" Gooseneck			
<input type="checkbox"/> VG-FLEX	K0108	Flex Switches with 6" Gooseneck Only	\$1,068
<i>Note: VG-FLEX recommended be order in combination with VG or VG-EZ</i>			



VersaGuide



VersaGuide With Flex Switches

Switch-It VersaSeries Proportional Joystick Mounting Packages (Select Joystick above)							
<input type="checkbox"/> NONE		No Mounting	N/A	<input type="checkbox"/> MA-BDN3S-VG	K0108	BDN3 Harness, 6" wide, VersaSeries connector	\$821
<input type="checkbox"/> MA-CUSTOMOD		Personalized Mounting, Call for Quote	Call	<input type="checkbox"/> MA-BDN3L-VG	K0108	BDN3 Harness, 8" wide, VersaSeries connector	\$821
<input type="checkbox"/> MA-SA-VG	K0108	Armrest Mount, VersaGuide connector	\$466	<input type="checkbox"/> MA-BIB-TH-VG	K0108	Bib Mount, Therafin, VersaSeries connector	\$703
<input type="checkbox"/> MA-MID-BP-VG	E1028	Midline Mount (Bodypoint), VersaSeries connector	\$643	<input type="checkbox"/> MA-SWA-CHIN-VG-SI	E1028	S/A Chin Mount, VersaSeries clamp, 1" Ball connector	\$703
<input type="checkbox"/> MA-MID-GAT-VG	E1028	Midline Mount (Gatin), VersaSeries connector	\$643	<input type="checkbox"/> MA-SWA-CHIN-VG-WH	E1028	S/A Chin Mount, VersaSeries clamp, Whitmyer connector	\$703

Switch-It VersaGuide Proportional Joystick Mode Switch Packages							
<input type="checkbox"/> NONE		No switch, no mounting	N/A	<input type="checkbox"/> PIKO-SWA-WH	K0108, E1028	1" Single Switch, 12" rigid HDR S/A mount, Whitmyer connector	\$780
<input type="checkbox"/> MM-CUSTOMOD		Personalized Mode Switch Mount, Call for Quote	Call	<input type="checkbox"/> PIKO-FXE-SWA-SWI	K0108, E1028	1" Single Switch, 12" flexible HDR S/A mount, 1" Ball connector	\$821
<input type="checkbox"/> ML-SWA-SWI	K0108, E1028	Micro Light switch, 12" rigid HDR S/A mount, 1" ball connector	\$703	<input type="checkbox"/> PIKO-FXE-SWA-WH	K0108, E1028	1" Single Switch, 12" flexible HDR S/A mount, Whitmyer connector	\$1,057
<input type="checkbox"/> ML-SWA-WH	K0108, E1028	Micro Light switch, 12" rigid HDR S/A mount, Whitmyer connector	\$703	<input type="checkbox"/> ES-SWA-SWI	K0108, E1028	Egg switch, 12" rigid HDR S/A mount, 1" ball connector	\$703
<input type="checkbox"/> ML-FXE-SWA-SWI	K0108, E1028	Micro Light switch, 12" flexible HDR S/A mount, 1" ball connector	\$939	<input type="checkbox"/> ES-SWA-WH	K0108, E1028	Egg switch, 12" rigid HDR S/A mount, Whitmyer connector	\$703
<input type="checkbox"/> ML-FXE-SWA-WH	K0108, E1028	Micro Light switch, 12" flexible HDR S/A mount, Whitmyer connector	\$939	<b>See Switches section for additional unmounted switch selections.</b>			
<input type="checkbox"/> PIKO-SWA-SWI	K0108, E1028	1" Single Switch, 12" rigid HDR S/A mount, 1" ball connector	\$821				

# Head Controls

## Switch-It DualPro Proportional Head Array System

Switch-It DualPro - Articulating Facial Pads	
Long (approx. 6") Lateral Pads (Shown at right)	
DualPro Proportional Head Array" with Long "Facial" Pads	
<b>*Make specific DualPro and mounting hardware configuration selections below.</b>	



Switch-It DualPro - Round Pads	
Round (2" diameter) Spot Pads	
DualPro Proportional Head Array" with Round "Spot" Pads	
<b>*Make specific DualPro and mounting hardware configuration selections below.</b>	

Switch-It DualPro and Headrest Mounting Hardware Packages							
<input type="checkbox"/> DPA-SI-CON	E2328	DPA - Long Pads, 1" ball connector, back mount not included	\$6,135	<input type="checkbox"/> DPP-SI-CON	E2328	DPP - Spot Pads, 1" ball connector, back mount not included	\$6,135
<input type="checkbox"/> DPA-WH-CON	E2328	DPA - Long Pads, Whitmyer connector, back mount not included	\$6,135	<input type="checkbox"/> DPP-WH-CON	E2328	DPP - Spot Pads, Whitmyer connector, back mount not included	\$6,135
<input type="checkbox"/> DPA-SI	E2328	DPA - Long Pads, 1" ball connector, 1/2" square hardware	\$6,135	<input type="checkbox"/> DPP-SI	E2328	DPP - Spot Pads, 1" ball connector, 1/2" square hardware	\$6,135
<input type="checkbox"/> DPA-WH-AXYS	E2328	DPA - Long Pads, Whitmyer connector, Axys mount	\$6,135	<input type="checkbox"/> DPP-WH-AXYS	E2328	DPP - Spot Pads, Whitmyer connector, Axys mount	\$6,135
<input type="checkbox"/> DPA-WH-COBRA	E2328	DPA - Long Pads, Whitmyer connector, Cobra Xtra mount	\$6,135	<input type="checkbox"/> DPP-WH-COBRA	E2328	DPA - Long Pads, Whitmyer connector, Cobra Xtra mount	\$6,135
<input type="checkbox"/> DPA-WH-LINX	E2328	DPA - Long Pads, Whitmyer connector, Linx mount	\$6,135	<input type="checkbox"/> DPP-WH-LINX	E2328	DPP - Spot Pads, Whitmyer connector, Linx mount	\$6,135
<input type="checkbox"/> DPA-WH-LINX2	E2328	DPA - Long Pads, Whitmyer connector, Linx2 mount	\$6,135	<input type="checkbox"/> DPP-WH-LINX2	E2328	DPP - Spot Pads, Whitmyer connector, Linx2 mount	\$6,135

**Note: Select Switch-It DualPro and Headrest Mounting Hardware Package above, then select Switch Package below.**

Switch-It DualPro External Mode Switch Packages							
<input type="checkbox"/> NONE		No switch, no mounting	N/A	<input type="checkbox"/> MM-CUSTOMOD		Personalized Mode Switch Mount, Call for Quote	Call
Mode Switch Mount attached to DualPro Lateral Pad Rod				Mode Switch Mount on separate Swing Sway			
<input type="checkbox"/> FSE-DP	K0108	Proximity Sensor, 12" flexible mnt, infinity connector	\$703	<input type="checkbox"/> ML-RGD-DP-SWA-SI	K0108, E1028	MicroLite switch, 12" rigid rod, swing away connector	\$762
<input type="checkbox"/> ML-RGD-DP	K0108, E1028	MicroLite switch, 12" rigid rod, infinity connector	\$532	<input type="checkbox"/> ML-RGD-DP-SWA-WH	K0108, E1028	MicroLite switch, 12" rigid rod, swing away connector	\$762
<input type="checkbox"/> ML-FXE-DP	K0108, E1028	MicroLite switch, 12" flexible mount, infinity connector	\$532	<input type="checkbox"/> PIKO-RGD-DP-SWA-SI	K0108, E1028	1" Single Switch, 12" rigid rod, swing away connector	\$880
<input type="checkbox"/> PIKO-RGD-DP	K0108, E1028	1" Single Switch, 12" rigid rod, infinity connector	\$649	<input type="checkbox"/> PIKO-RGD-DP-SWA-WH	K0108, E1028	1" Single Switch, 12" rigid rod, swing away connector	\$880
<input type="checkbox"/> PIKO-FXE-DP	K0108, E1028	1" Single Switch, 12" flexible mount, infinity connector	\$649	<input type="checkbox"/> ES-RGD-DP-SWA-SI	K0108, E1028	Egg switch, 12" rigid rod, swing away connector	\$821
<input type="checkbox"/> ES-RGD-DP	K0108, E1028	Egg switch, 12" rigid rod, infinity connector	\$584	<input type="checkbox"/> ES-RGD-DP-SWA-WH	K0108, E1028	Egg switch, 12" rigid rod, swing away connector	\$821



Proximity Sensor, 12" flexible mount, infinity connector



1" Single Switch, 12" rigid rod, infinity connector



Egg switch, 12" rigid rod, Separate swing away connector

# Head Controls - Continued

## Switch-It DualPro with Built-In Mode Switch and Headrest Mounting Hardware Packages (not available on DualPro with "Spot" Pads)

### One (1) Built-in Dedicated Switch for Mode - choose Left or Right

<input type="checkbox"/>	DPA-M1L-SI-CON	E2328	DPA - Mode Outer Left, 1" ball connector, back mount not included	\$6,436
<input type="checkbox"/>	DPA-M1L-WH-CON	E2328	DPA - Mode Outer Left, Whitmyer connector, back mount not included	\$6,436
<input type="checkbox"/>	DPA-M1L-SI	E2328	DPA - Mode Outer Left, 1" ball connector, 1/2" square hardware	\$6,436
<input type="checkbox"/>	DPA-M1L-WH-AXYS	E2328	DPA - Mode Outer Left, Whitmyer connector, Axys mount	\$6,436
<input type="checkbox"/>	DPA-M1L-WH-COBRA	E2328	DPA - Mode Outer Left, Whitmyer connector, Cobra Xtra mount	\$6,436
<input type="checkbox"/>	DPA-M1L-WH-LINX	E2328	DPA - Mode Outer Left, Whitmyer connector, Linx mount	\$6,436
<input type="checkbox"/>	DPA-M1L-WH-LINX2	E2328	DPA - Mode Outer Left, Whitmyer connector, Linx2 mount	\$6,436
<input type="checkbox"/>	DPA-M1R-SI-CON	E2328	DPA - Mode Outer Right, 1" ball connector, back mount not included	\$6,436
<input type="checkbox"/>	DPA-M1R-WH-CON	E2328	DPA - Mode Outer Right, Whitmyer connector, back mount not included	\$6,436
<input type="checkbox"/>	DPA-M1R-SI	E2328	DPA - Mode Outer Right, 1" ball connector, 1/2" square hardware	\$6,436
<input type="checkbox"/>	DPA-M1R-WH-AXYS	E2328	DPA - Mode Outer Right, Whitmyer connector, Axys mount	\$6,436
<input type="checkbox"/>	DPA-M1R-WH-COBRA	E2328	DPA - Mode Outer Right, Whitmyer connector, Cobra Xtra mount	\$6,436
<input type="checkbox"/>	DPA-M1R-WH-LINX	E2328	DPA - Mode Outer Right, Whitmyer connector, Linx mount	\$6,436
<input type="checkbox"/>	DPA-M1R-WH-LINX2	E2328	DPA - Mode Outer Right, Whitmyer connector, Linx2 mount	\$6,436

### Two (2) Built-in Dedicated Switches for Mode and On/Off

Default is Mode on Right, Reverse on Left				
<input type="checkbox"/>	DPA-M2-SI-CON	E2328	DPA - Mode & On/Off, 1" ball connector, back mount not included	\$6,490
<input type="checkbox"/>	DPA-M2-WH-CON	E2328	DPA - Mode & On/Off, Whitmyer connector, back mount not included	\$6,490
<input type="checkbox"/>	DPA-M2-SI	E2328	DPA - Mode & On/Off, 1" ball connector, 1/2" square hardware	\$6,490
<input type="checkbox"/>	DPA-M2-WH-AXYS	E2328	DPA - Mode & On/Off, Whitmyer connector, Axys mount	\$6,490
<input type="checkbox"/>	DPA-M2-WH-COBRA	E2328	DPA - Mode & On/Off, Whitmyer connector, Cobra Xtra mount	\$6,490
<input type="checkbox"/>	DPA-M2-WH-LINX	E2328	DPA - Mode & On/Off, Whitmyer connector, Linx mount	\$6,490
<input type="checkbox"/>	DPA-M2-WH-LINX2	E2328	DPA - Mode & On/Off, Whitmyer connector, Linx2 mount	\$6,490

## Switch-It Switched Head Array Systems and Headrest Mounting Hardware Packages

### 3-Switch Head Array Systems - Short-Straight Wings (-SS)

<input type="checkbox"/>	HDR3-SS-M2-SI-CON	E2330	3-Switch HDR, SS, Two 1/8" Mono, 1" ball conn., back mount not included	\$4,718
<input type="checkbox"/>	HDR3-SS-M2-SI	E2330	3-Switch HDR, SS, Two 1/8" Mono, 1/2" square back hardware	\$4,718
<input type="checkbox"/>	HDR3-SS-M2-WH-CON	E2330	3-Switch HDR, SS, Two 1/8" Mono, Whit conn., back mount not included	\$4,718
<input type="checkbox"/>	HDR3-SS-M2-WH-AXYS	E2330	3-Switch HDR, SS, Two 1/8" Mono, Whitmyer connector, Axys mount	\$4,718
<input type="checkbox"/>	HDR3-SS-M2-WH-COBRA	E2330	3-Switch HDR, SS, Two 1/8" Mono, Whitmyer connector, Cobra Xtra mount	\$4,718
<input type="checkbox"/>	HDR3-SS-M2-WH-LINX	E2330	3-Switch HDR, SS, Two 1/8" Mono, Whitmyer connector, Linx mount	\$4,718
<input type="checkbox"/>	HDR3-SS-M2-WH-LINX2	E2330	3-Switch HDR, SC, Two 1/8" Mono, Whitmyer connector, Linx2 mount	\$4,718

### 3-Switch Head Array Systems - Short-Curved Wings (-SC)

<input type="checkbox"/>	HDR3-SC-M2-SI-CON	E2330	3-Switch HDR, SC, Two 1/8" Mono, 1" ball conn., back mount not included	\$4,718
<input type="checkbox"/>	HDR3-SC-M2-WH-CON	E2330	3-Switch HDR, SC, Two 1/8" Mono, Whit conn., back mount not included	\$4,718
<input type="checkbox"/>	HDR3-SC-M2-WH-AXYS	E2330	3-Switch HDR, SC, Two 1/8" Mono, Whitmyer connector, Axys mount	\$4,718
<input type="checkbox"/>	HDR3-SC-M2-WH-COBRA	E2330	3-Switch HDR, SC, Two 1/8" Mono, Whitmyer connector, Cobra Xtra mount	\$4,718
<input type="checkbox"/>	HDR3-SC-M2-WH-LINX	E2330	3-Switch HDR, SC, Two 1/8" Mono, Whitmyer connector, Linx mount	\$4,718
<input type="checkbox"/>	HDR3-SC-M2-WH-LINX2	E2330	3-Switch HDR, SC, Two 1/8" Mono, Whitmyer connector, Linx2 mount	\$4,718

### 3-Switch Head Array Systems - Long-Straight Wings (-LS)

<input type="checkbox"/>	HDR3-LS-M2-SI-CON	E2330	3-Switch HDR, LS, Two 1/8" Mono, 1" ball conn., back mount not included	\$4,718
<input type="checkbox"/>	HDR3-LS-M2-SI	E2330	3-Switch HDR, LS, Two 1/8" Mono, 1/2" square back hardware	\$4,718
<input type="checkbox"/>	HDR3-LS-M2-WH-CON	E2330	3-Switch HDR, LS, Two 1/8" Mono, Whit conn., back mount not included	\$4,718
<input type="checkbox"/>	HDR3-LS-M2-WH-AXYS	E2330	3-Switch HDR, LS, Two 1/8" Mono, Whitmyer connector, Axys mount	\$4,718
<input type="checkbox"/>	HDR3-LS-M2-WH-COBRA	E2330	3-Switch HDR, LS, Two 1/8" Mono, Whitmyer connector, Cobra Xtra mount	\$4,718
<input type="checkbox"/>	HDR3-LS-M2-WH-LINX	E2330	3-Switch HDR, LS, Two 1/8" Mono, Whitmyer connector, Linx mount	\$4,718
<input type="checkbox"/>	HDR3-LS-M2-WH-LINX2	E2330	3-Switch HDR, LC, Two 1/8" Mono, Whitmyer connector, Linx2 mount	\$4,718

### 3-Switch Head Array Systems - Long-Curved Wings (-LC)

<input type="checkbox"/>	HDR3-LC-M2-SI-CON	E2330	3-Switch HDR, LC, Two 1/8" Mono, 1" ball conn., back mount not included	\$4,718
<input type="checkbox"/>	HDR3-LC-M2-WH-CON	E2330	3-Switch HDR, LC, Two 1/8" Mono, Whit conn., back mount not included	\$4,718
<input type="checkbox"/>	HDR3-LC-M2-WH-AXYS	E2330	3-Switch HDR, LC, Two 1/8" Mono, Whitmyer connector, Axys mount	\$4,718
<input type="checkbox"/>	HDR3-LC-M2-WH-COBRA	E2330	3-Switch HDR, LC, Two 1/8" Mono, Whitmyer connector, Cobra Xtra mount	\$4,718
<input type="checkbox"/>	HDR3-LC-M2-WH-LINX	E2330	3-Switch HDR, LC, Two 1/8" Mono, Whitmyer connector, Linx mount	\$4,718
<input type="checkbox"/>	HDR3-LC-M2-WH-LINX2	E2330	3-Switch HDR, LC, Two 1/8" Mono, Whitmyer connector, Linx2 mount	\$4,718


### Sip 'N Puff Combo Systems

<input type="checkbox"/>	HDR-S&P-LC-SI-CON	E2330	Combo S&P HDR, LC, 1" ball conn, mnt not included	\$5,362
<input type="checkbox"/>	HDR-S&P-LC-SI	E2330	Combo S&P HDR, LC, 1/2" square back hardware	\$5,362
<input type="checkbox"/>	HDR-S&P-LC-WH-CON	E2330	Combo S&P HDR, LC, Whit conn., mnt not included	\$5,362
<input type="checkbox"/>	HDR-S&P-LC-WH-AXYS	E2330	Combo S&P HDR, LC, Whit conn., Axys mount	\$5,362
<input type="checkbox"/>	HDR-S&P-LC-WH-COBRA	E2330	Combo S&P HDR, LC, Whit conn., Cobra Xtra mnt	\$5,362
<input type="checkbox"/>	HDR-S&P-LC-WH-LINX	E2330	Combo S&P HDR, LC, Whit conn., Linx mount	\$5,362
<input type="checkbox"/>	HDR-S&P-LC-WH-LINX2	E2330	Combo S&P HDR, LC, Whit conn., Linx2 mount	\$5,362



### 4-Switch Head Array Systems - Long-Straight Wings (-LS) only

<input type="checkbox"/>	HDR4-LS-M1L-SI-CON	E2330	4-Switch HDR, LS, Mode Outer Left, 1" ball conn., back mount not included	\$4,933
<input type="checkbox"/>	HDR4-LS-M1L-SI	E2330	4-Switch HDR, LS, Mode Outer Left, 1/2" square back hardware	\$4,933
<input type="checkbox"/>	HDR4-LS-M1L-WH-CON	E2330	4-Switch HDR, LS, Mode Outer Left, Whit conn., back mount not included	\$4,933
<input type="checkbox"/>	HDR4-LS-M1L-WH-AXYS	E2330	4-Switch HDR, LS, Mode Outer Left, Whit conn., Axys mount	\$4,933
<input type="checkbox"/>	HDR4-LS-M1L-WH-COBRA	E2330	4-Switch HDR, LS, Mode Outer Left, Whit conn., Cobra Xtra mount	\$4,933
<input type="checkbox"/>	HDR4-LS-M1L-WH-LINX	E2330	4-Switch HDR, LS, Mode Outer Left, Whit conn., Linx mount	\$4,933
<input type="checkbox"/>	HDR4-LS-M1L-WH-LINX2	E2330	4-Switch HDR, LS, Mode Outer Left, Whit conn., Linx2 mount	\$4,933
<input type="checkbox"/>	HDR4-LS-M1R-SI-CON	E2330	4-Switch HDR, LS, Mode Outer Right, 1" ball conn., back mount not included	\$4,933
<input type="checkbox"/>	HDR4-LS-M1R-SI	E2330	4-Switch HDR, LS, Mode Outer Right, 1/2" square back hardware	\$4,933
<input type="checkbox"/>	HDR4-LS-M1R-WH-CON	E2330	4-Switch HDR, LS, Mode Outer Right, Whit conn., back mount not included	\$4,933
<input type="checkbox"/>	HDR4-LS-M1R-WH-AXYS	E2330	4-Switch HDR, LS, Mode Outer Right, Whit conn., Axys mount	\$4,933
<input type="checkbox"/>	HDR4-LS-M1R-WH-COBRA	E2330	4-Switch HDR, LS, Mode Outer Right, Whit conn., Cobra Xtra mount	\$4,933
<input type="checkbox"/>	HDR4-LS-M1R-WH-LINX	E2330	4-Switch HDR, LS, Mode Outer Right, Whit conn., Linx mount	\$4,933
<input type="checkbox"/>	HDR4-LS-M1R-WH-LINX2	E2330	4-Switch HDR, LS, Mode Outer Right, Whit conn., Linx2 mount	\$4,933



Note: Select Switch-It Switched Head Array Systems and then select Headrest Mounting Hardware Packages and Switch Package on next page.

# Head Controls - Continued

## Switch-It Switched Head Array Systems and Headrest Mounting Hardware Packages Cont.

5-Switch Head Array Systems - Long-Straight Wings (-LS) only				5-Switch Head Array Systems - Long-Straight Wings (-LS) only					
<input type="checkbox"/>	HDR5-LS-RL-SI-CON	E2330	5-Switch HDR, LS, Rev Lft, Mode Rgt, 1" ball conn., back mount not included	\$5,073	<input type="checkbox"/>	HDR5-LS-RR-WH-LINX	E2330	5-Switch HDR, LS, Rev Rgt, Mode Lft, Whit conn., Linx mount	\$5,073
<input type="checkbox"/>	HDR5-LS-RL-SI	E2330	5-Switch HDR, LS, Rev Lft, Mode Rgt, 1/2" square back hardware	\$5,073	<input type="checkbox"/>	HDR5-LS-RR-WH-LINX2	E2330	5-Switch HDR, LS, Rev Rgt, Mode Lft, Whit conn., Linx2 mount	\$5,073
<input type="checkbox"/>	HDR5-LS-RL-WH-CON	E2330	5-Switch HDR, LS, Rev Lft, Mode Rgt, Whit conn., back mount not included	\$5,073	<input type="checkbox"/>	HDR5-LS-RR-WH-COBRA	E2330	5-Switch HDR, LS, Rev Rgt, Mode Lft, Whit conn., Cobra Xtra mount	\$5,073
<input type="checkbox"/>	HDR5-LS-RL-WH-AXYS	E2330	5-Switch HDR, LS, Rev Lft, Mode Rgt, Whit conn., Axys mount	\$5,073	<b>5-Switch Flex Array System</b>				
<input type="checkbox"/>	HDR5-LS-RL-WH-COBRA	E2330	5-Switch HDR, LS, Rev Lft, Mode Rgt, Whit conn., Cobra Xtra mount	\$5,073	<input type="checkbox"/>	HDR5-FA-LS-SI-CON	E2330	5-Switch Flex Array w/ QD, LS, 1" ball conn., back mount not included	\$6,490
<input type="checkbox"/>	HDR5-LS-RL-WH-LINX	E2330	5-Switch HDR, LS, Rev Lft, Mode Rgt, Whit conn., Linx mount	\$5,073	<input type="checkbox"/>	HDR5-FA-LS-SI	E2330	5-Switch Flex Array w/ QD, LS, 1/2" square back hardware	\$6,490
<input type="checkbox"/>	HDR5-LS-RL-WH-LINX2	E2330	5-Switch HDR, LS, Rev Lft, Mode Rgt, Whit conn., Linx2 mount	\$5,073	<input type="checkbox"/>	HDR5-FA-LS-WH-CON	E2330	5-Switch Flex Array w/ QD, LS, Whit conn., back mount not included	\$6,490
<input type="checkbox"/>	HDR5-LS-RR-SI-CON	E2330	5-Switch HDR, LS, Rev Rgt, Mode Lft, 1" ball conn., back mount not included	\$5,073	<input type="checkbox"/>	HDR5-FA-LS-WH-AXYS	E2330	5-Switch Flex Array w/ QD, LS, Whit conn., Axys mount	\$6,490
<input type="checkbox"/>	HDR5-LS-RR-SI	E2330	5-Switch HDR, LS, Rev Rgt, Mode Lft, 1/2" square back hardware	\$5,073	<input type="checkbox"/>	HDR5-FA-LS-WH-COBRA	E2330	5-Switch Flex Array w/ QD, LS, Whit conn., Cobra Xtra mount	\$6,490
<input type="checkbox"/>	HDR5-LS-RR-WH-CON	E2330	5-Switch HDR, LS, Rev Rgt, Mode Lft, Whit conn., back mount not included	\$5,073	<input type="checkbox"/>	HDR5-FA-LS-WH-LINX	E2330	5-Switch Flex Array w/ QD, LS, Whit conn., Linx mount	\$6,490
<input type="checkbox"/>	HDR5-LS-RR-WH-AXYS	E2330	5-Switch HDR, LS, Rev Rgt, Mode Lft, Whit conn., Axys mount	\$5,073	<input type="checkbox"/>	HDR5-FA-LS-WH-LINX2	E2330	5-Switch Flex Array w/ QD, LS, Whit conn., Linx mount	\$6,490

**Note: Select Switch-It Switched Head Array Systems and Headrest Mounting Hardware Packages above, then select Switch Package below.**

Switch-It Switched Head Array Systems Mode Switch Packages								
<input type="checkbox"/>	NONE	No switch, no mounting	N/A	<input type="checkbox"/>	MM-CUSTOMOD	Personalized Mode Switch Mount, Call for Quote	Call	
Mode Switches on Swing Away								
<input type="checkbox"/>	NONE	No switch, no mounting	N/A	<input type="checkbox"/>	PIKO-SWA-WH	1" Single Switch, 12" rigid HDR S/A mount, Whitmyer connector	\$821	
<input type="checkbox"/>	MM-CUSTOMOD	Personalized Mode Switch Mount, Call for Quote	Call	<input type="checkbox"/>	PIKO-FXE-SWA-SWI	1" Single Switch, 12" flexible HDR S/A mount, 1" Ball connector	\$1,057	
<input type="checkbox"/>	ML-SWA-SWI	K0108, E1028	Micro Light switch, 12" rigid HDR S/A mount, 1" ball connector	\$703	<input type="checkbox"/>	PIKO-FXE-SWA-WH	1" Single Switch, 12" flexible HDR S/A mount, Whitmyer connector	\$1,057
<input type="checkbox"/>	ML-SWA-WH	K0108, E1028	Micro Light switch, 12" rigid HDR S/A mount, Whitmyer connector	\$703	<input type="checkbox"/>	ES-SWA-SWI	Egg switch, 12" rigid HDR S/A mount, 1" ball connector	\$703
<input type="checkbox"/>	ML-FXE-SWA-SWI	K0108, E1028	Micro Light switch, 12" flexible HDR S/A mount, 1" ball connector	\$939	<input type="checkbox"/>	ES-SWA-WH	Egg switch, 12" rigid HDR S/A mount, Whitmyer connector	\$703
<input type="checkbox"/>	ML-FXE-SWA-WH	K0108, E1028	Micro Light switch, 12" flexible HDR S/A mount, Whitmyer connector	\$939	<b>See Switches section for additional unmounted switch selections.</b>			
<input type="checkbox"/>	PIKO-SWA-SWI	K0108, E1028	1" Single Switch, 12" rigid HDR S/A mount, 1" ball connector	\$821				

### Switch-It RIM Proportional Head Control

Switch-It RIM Control				
Proportional Driving - Single Pad				
<input type="checkbox"/>	RIM-WOM	E2328	RIM Proportional Head Control w/o mnt Hardware	\$6,329
<b>*Make specific RIM and mounting hardware configuration selections below.</b>				



Switch-It RIM Control Mounting Hardware Packages									
<input type="checkbox"/>	RIM-SI-CON	E2328	RIM - 1" ball connector, back mount not included	\$6,436	<input type="checkbox"/>	RIM-WH-COBRA	E2328	RIM - Whitmyer connector, Cobra Xtra mount	\$6,436
<input type="checkbox"/>	RIM-WH-CON	E2328	RIM - Whitmyer connector, back mount not included	\$6,436	<input type="checkbox"/>	RIM-WH-LINX	E2328	RIM - Whitmyer connector, Linx mnt, Quick release	\$6,436
<input type="checkbox"/>	RIM-SI	E2328	RIM - 1" ball connector, 1/2" square hardware	\$6,436	<input type="checkbox"/>	RIM-WH-LINX2	E2328	RIM - Whitmyer connector, Linx2 mnt, Quick release	\$6,436
<input type="checkbox"/>	RIM-WH-AXYS	E2328	RIM - Whitmyer connector, Axys mount	\$6,436	<b>RIM Proportional Head Control Mode Switch and Mode Switch Mounting Option (one from A and B required)</b>				
<input type="checkbox"/>	ML-RGD-RIM-SWA-SI	K0108, E1028	Micro Light switch, 16" rigid rod, swing away for 1" ball	\$703	<input type="checkbox"/>	PIKO-RGD-RIM-SWA-WH	K0108, E1028	1" Single Switch, 16" rigid rod, Whitmyer swing away	\$821
<input type="checkbox"/>	ML-RGD-RIM-SWA-WH	K0108, E1028	Micro Light switch, 16" rigid rod, Whitmyer swing away	\$703	<input type="checkbox"/>	ES-RGD-RIM-SWA-SI	K0108, E1028	Egg switch, 16" rigid rod, swing away for 1" ball	\$643
<input type="checkbox"/>	PIKO-RGD-RIM-SWA-SI	K0108, E1028	1" Single Switch, 16" rigid rod, swing away for 1" ball	\$821	<input type="checkbox"/>	ES-RGD-RIM-SWA-WH	K0108, E1028	Egg switch, 16" rigid rod, swing away connector	\$643

# Other Drive Controls

## Switch-It Joystick in a Can - Arm and Foot Control

### Switch-It Joystick in a Can

Versatile and Durable			
<input type="checkbox"/> JSC	E2373	Joystick Only	\$940



Joystick in a Can

### Switch-It Joystick in a Can Mounting Options

<input type="checkbox"/> NONE		No Mounting	N/A
<input type="checkbox"/> MA-CUSTOMOD		Personalized Mounting, Call for Quote	Call
<input type="checkbox"/> MA-SA-JSC	K0108	Armrest mount, Joystick in a Can connector	\$467
<input type="checkbox"/> MA-MID-JSC	E1028	Midline Mount (Bodypoint), Joystick in a Can connector	\$940
<input type="checkbox"/> MA-AC-JSC	E1028	Arm Control Mounting Hardware, Large	\$1,176
<input type="checkbox"/> MA-FC-MED-JSC	E1028	Foot Control Mounting Hardware, Medium	\$1,503
<input type="checkbox"/> MA-FC-LG-JSC	E1028	Foot Control Mounting Hardware, Large	\$1,503



Foot Control Hardware



Arm Control Hardware

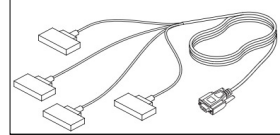
## Switch-It Joystick in a Can Mode Switch Options

**See Switches section for unmounted switch selections. Headrest mounted mode switch options also available.**


## Switch-It Switched Driving Systems

### Switch-It Zero Touch Sensor System

Four switch or Five Switch Systems			
<input type="checkbox"/> 4NKS	K0108	Four Zero Touch Sensor System, DB9 connector	\$3,773
<input type="checkbox"/> 5NKS	K0108	Five Zero Touch Sensor System, DB9 connector	\$4,289



4 Zero Touch Sensor System



4 Fiber Optic System

### Fiber Optic System

Four or Five System			
<input type="checkbox"/> 4FBOS-S	K0108	Four Fiber Optic System, DB9 connector	\$4,289
<input type="checkbox"/> 5FBOS-S	K0108	Five Fiber Optic System, DB9 connector	\$4,954

## Switch-It Switched Driving Systems Mounting Options

<input type="checkbox"/> 245458	E0950	Lap Tray - Clear Lexan, 23-1/2"W x 22"D, 13" x 8" BC	\$805	<input type="checkbox"/> 244578	E0950	Gatlin Partial Eclipse Tray	\$236
---------------------------------	-------	--	-------	---------------------------------	-------	-----------------------------	-------

## Switch-It Interfaces

### Dynamic Controls Dongle

<input type="checkbox"/> DXD	K0108	Interface Only, BUS connection	\$1,004
------------------------------	-------	--------------------------------	---------

### Switch Interface Boxes

<input type="checkbox"/> SJX2	K0108	Mode and On/Off, select mechanical or electronic switches, DB9	\$703
<input type="checkbox"/> SJX6	K0108	Driving, mode, On/Off, select mechanical or electronic switches, DB9	\$1,927

## Switch-It Cool Cube - Preset Packages

### Cool Cube - Proximity/Proportional Switched System

<input type="checkbox"/>	CCB-4PS	E2328	Cool Cube w/ DB9 connector for Prox / Prop driving Includes 4 Pro Spot Proportional Switches (1 Red, 1 Blue, 1 Green, & 1 Yellow) (Note: Requires Omni for operation)	\$5,636
<input type="checkbox"/>	CCB-5PS	E2328	Cool Cube w/ DB9 connector for Prox / Prop driving Includes 5 Pro Spot Proportional Switches (1 Red, 1 Blue, 1 Green, 1 Orange, & 1 Yellow) (Note: Requires Omni for operation)	\$6,066



### Cool Cube - With Zero Touch Sensors

<input type="checkbox"/>	CCB-4ZTS	K0108	Cool Cube w/ DB9 connector for Proximity driving Includes 4 Zero Touch Sensors (Note: Requires Omni for operation)	\$3,988
<input type="checkbox"/>	CCB-5ZTS	K0108	Cool Cube w/ DB9 connector for Proximity driving Includes 5 Zero Touch Sensors (Note: Requires Omni for operation)	\$4,417

Note: If on/off and/or mode functionality is desired to be controlled via the Cool Cube, a single switch or switches must be selected from the list below.

## Switch-It Cool Cube - Personalized Packages

### Cool Cube - Proximity/Proportional Driving System

<input type="checkbox"/>	CCB	E2328	Cool Cube with DB9 connector for Proximity / Proportional driving. Note: Pro Spot Proportional Switch's are required if proportional driving is desired and must be selected below. Note: If non-proportional driving is desired, single switches can be selected in-lieu of the Pro Spot switches from the full list below. Note: Requires Omni for operation.	\$3,725
--------------------------	-----	-------	--	---------

Note: If on/off and/or mode functionality is desired to be controlled via the Cool Cube, a single switch or switches must be selected from the list below.

### Pro Spot - Proportional Switch's

<input type="checkbox"/> PROSP-R	K0108	Pro Spot Proportional Switch - Red	Qty: <input type="text"/> X	\$478	<input type="checkbox"/> PROSP-Y	K0108	Pro Spot Proportional Switch - Yellow	Qty: <input type="text"/> X	\$478
<input type="checkbox"/> PROSP-G	K0108	Pro Spot Proportional Switch - Green	Qty: <input type="text"/> X	\$478	<input type="checkbox"/> PROSP-O	K0108	Pro Spot Proportional Switch - Orange	Qty: <input type="text"/> X	\$478
<input type="checkbox"/> PROSP-B	K0108	Pro Spot Proportional Switch - Blue	Qty: <input type="text"/> X	\$478					

# Switches

## Single Switches (1/8" monoplug output unless otherwise stated)

### 2.5" Single Switch Button

<input type="checkbox"/>	244505	K0108	2.5" Single Switch, Black	Qty: <input type="text"/> X	\$177
<input type="checkbox"/>	244025	K0108	2.5" Single Switch, Green	Qty: <input type="text"/> X	\$177
<input type="checkbox"/>	244504	K0108	2.5" Single Switch, Red	Qty: <input type="text"/> X	\$177
<input type="checkbox"/>	244506	K0108	2.5" Single Switch, Blue	Qty: <input type="text"/> X	\$177
<input type="checkbox"/>	244507	K0108	2.5" Single Switch, Yellow	Qty: <input type="text"/> X	\$177



### 1" Single Switch

<input type="checkbox"/>	244027	K0108	1" Single Switch - Black	Qty: <input type="text"/> X	\$296
<input type="checkbox"/>	247620	K0108	1" Single Switch - Blue	Qty: <input type="text"/> X	\$296
<input type="checkbox"/>	247619	K0108	1" Single Switch - Green	Qty: <input type="text"/> X	\$296
<input type="checkbox"/>	247617	K0108	1" Single Switch - Red	Qty: <input type="text"/> X	\$296
<input type="checkbox"/>	247621	K0108	1" Single Switch - Orange	Qty: <input type="text"/> X	\$296
<input type="checkbox"/>	247618	K0108	1" Single Switch - Yellow	Qty: <input type="text"/> X	\$296



### Egg Switch

<input type="checkbox"/>	244026	K0108	Egg Switch, Black	Qty: <input type="text"/> X	\$107
<input type="checkbox"/>	244557	K0108	Egg Switch, Blue	Qty: <input type="text"/> X	\$107
<input type="checkbox"/>	244558	K0108	Egg Switch, Red	Qty: <input type="text"/> X	\$107
<input type="checkbox"/>	244559	K0108	Egg Switch, Green	Qty: <input type="text"/> X	\$107
<input type="checkbox"/>	244560	K0108	Egg Switch, Yellow	Qty: <input type="text"/> X	\$107



### Spec Switch

<input type="checkbox"/>	244030	K0108	Spec Switch, Green	Qty: <input type="text"/> X	\$151
<input type="checkbox"/>	244499	K0108	Spec Switch, Blue	Qty: <input type="text"/> X	\$151
<input type="checkbox"/>	244501	K0108	Spec Switch, Yellow	Qty: <input type="text"/> X	\$151
<input type="checkbox"/>	244502	K0108	Spec Switch, Black	Qty: <input type="text"/> X	\$151
<input type="checkbox"/>	244503	K0108	Spec Switch, Red	Qty: <input type="text"/> X	\$151



### Mini Button - Single Switch

<input type="checkbox"/>	MB-1-BLU	K0108	Mini Button Switch-BLUE	Qty: <input type="text"/> X	\$113
<input type="checkbox"/>	MB-1-GRN	K0108	Mini Button Switch-GREEN	Qty: <input type="text"/> X	\$113
<input type="checkbox"/>	MB-1-RED	K0108	Mini Button Switch-RED	Qty: <input type="text"/> X	\$113



### Flex Switch

<input type="checkbox"/>	FS	K0108	Flex Switch*, Proximity Sensor on 6" gooseneck, stereo plug output	Qty: <input type="text"/> X	\$199
<input type="checkbox"/>	FSE	K0108	Flex Switch*, Proximity Sensor on 12" gooseneck, stereo plug output	Qty: <input type="text"/> X	\$230



\*Works with VG, VG-EZ, DP-A, DP-P, SJX2, SJX6, or MJX5 only.

### Twister Switch

<input type="checkbox"/>	6003579	K0108	Twister Switch - Black	Qty: <input type="text"/> X	\$421
<input type="checkbox"/>	6003580	K0108	Twister Switch - Red	Qty: <input type="text"/> X	\$421
<input type="checkbox"/>	6003581	K0108	Twister Switch - Green	Qty: <input type="text"/> X	\$421



### Micro Light Switch

<input type="checkbox"/>	244028	K0108	Micro Light	Qty: <input type="text"/> X	\$220
--------------------------	--------	-------	-------------	-----------------------------	-------



### Fiber Optic Switch

<input type="checkbox"/>	1FBOS-S	K0108	Fiber Optic (straight), DB9 connector	Qty: <input type="text"/> X	\$940
--------------------------	---------	-------	---------------------------------------	-----------------------------	-------




### Zero Touch Proximity Sensor

<input type="checkbox"/>	ZTS-P	K0108	Zero Touch Proximity Sensor	Qty: <input type="text"/> X	\$639
--------------------------	-------	-------	-----------------------------	-----------------------------	-------



### Uni-Wob Switch

<input type="checkbox"/>	LLS	K0108	Uni-Wob Long Lever Switch	Qty: <input type="text"/> X	\$230
--------------------------	-----	-------	---------------------------	-----------------------------	-------



# Switches - Continued

## Multi-Function Switches

### Dual Switch Selections

<input type="checkbox"/> MB-2-M	K0108	Two Mini Button Switches-RED & GREEN, dual 1/8" mono jack output	\$595
<input type="checkbox"/> MB-2-S	K0108	Two Mini Button Switches-RED & GREEN, single 1/8" stereo jack output	\$595



### Quad Switch Selections

<input type="checkbox"/> MB-4-IL	K0108	Mini 4 Button - Inline Enclosure, DB9 connector	\$695
----------------------------------	-------	---	-------



### P&G Seat Controllers

<input type="checkbox"/> CTRL+5 S-P	K0108	Ctrl+5 Seat Function-Push Button DB9 connector	\$1,342
<input type="checkbox"/> CTRL+5 S-T	K0108	Ctrl+5 Seat Function-Toggles DB9 connector	\$1,342
<input type="checkbox"/> 158709	K0108	Ctrl+5 Seat Function-Push Button Rnet connector	\$1,342
<input type="checkbox"/> 158708	K0108	Ctrl+5 Seat Function-Toggles Rnet connector	\$1,342



Ctrl+5®, Push Button

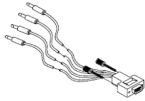


Ctrl+5®, Toggle

## Cable Assemblies

### Switch Output Cable Assembly

<input type="checkbox"/>	139025	K0108	Switch Output Cable Assm - DB9 to 4 Male Mono	\$120
--------------------------	--------	-------	---	-------



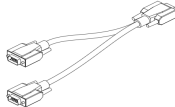
### DB9 Extension Cable

<input type="checkbox"/>	139026	K0108	DB9 Extension Cable	\$81
--------------------------	--------	-------	---------------------	------



### DB9 Split Cable

<input type="checkbox"/>	244569	K0108	DB9 Split Cable - 1 Female X 2 Male	\$88
--------------------------	--------	-------	-------------------------------------	------



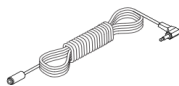
### Mono Cable Male to Female

<input type="checkbox"/>	244022	K0108	Mono Cable Male - to Female - 6"	\$17
--------------------------	--------	-------	----------------------------------	------



### Stereo Cable Extension 90°

<input type="checkbox"/>	244361	K0108	Stereo Cable Extension 90° Male to Female	\$28
--------------------------	--------	-------	---	------



### Stereo Cable Extension 90°

<input type="checkbox"/>	243795	K0108	Stereo Cable Extension Male to Female	\$28
--------------------------	--------	-------	---------------------------------------	------



## Switch-It Safety Devices

### Switch-It Caution Alert - Obstacle Detection System

<input type="checkbox"/> CLERT-2	K0108	Two Sensors, DB9 connector	\$2,357
<input type="checkbox"/> CLERT-4	K0108	Four Sensors, DB9 connector	\$2,947

Note: Each sensor detection range can be adjusted from 6" to 15"



### Switch-It Remote Stop Switch

<input type="checkbox"/> RSS-XLR	K0108	Remote Stop®, battery charger port connector	\$1,004
<input type="checkbox"/> RSS-MR	K0108	Remote Stop®, ring connectors to battery terminals	\$1,004
<input type="checkbox"/> RSS-OBC	K0108	Remote Stop®, OBC connector	\$1,165

Note: RSS-XLR version requires Omni or Enhanced Display power cycle after remote button is pushed and chair is inhibited.



### OptiStop

<input type="checkbox"/> OS	K0108	Fiber Optic Stop, DB9 connector	\$1,295
<input type="checkbox"/> OS-SP	E2325	Fiber Optic Stop w/ Sip 'N Puff Mounting Hardware, DB9 connector	\$2,088



Sunrise Medical (US) LLC  
2842 Business Park Ave. · Fresno, CA 93727 · USA