

Sold to Account Name or #: _____
 Buyer: _____
 Marked For: _____
 Quote # Reference: _____
 Purchase Order #: _____
 Power Wheelchair Mfg.: _____

Ship to Account Name or #: _____
 ATTN: _____
 Address: _____
 City, State, Zip: _____
 Phone: _____
 Special Instructions: _____

The HCPCS CODES provided are based on code verification through PDAC or our interpretation of the code definitions.
 The use of HCPCS CODES does not ensure coverage or payment. For coverage information, verify the appropriate payer's coverage policy.

Item #	HCPCS	Description	Price	Item#	HCPCS	Definition	Price
--------	-------	-------------	-------	-------	-------	------------	-------


Joysticks

Switch-It Micro Series Proportional Light Touch Joysticks

Switch-It MicroGuide Proportional Joystick

Displacement Style Light Touch Joystick			
<input type="checkbox"/> MG	E2312	MicroGuide Joystick Only, DB9 connector	\$3,295
<input type="checkbox"/> MG-1FBOS	E2312 K0108	MicroGuide Joystick* with 1 Fiber Optic, DB9 plug	\$3,955
<input type="checkbox"/> MG-2FBOS	E2312 K0108	MicroGuide Joystick* with 2 Fiber Optics, DB9 plug	\$4,395


*For 1 or 2 integrated fiber optic with joystick and single DB9 connector, select MG-1FBOS or MG-2FBOS.
 Note: MicroGuide requires roughly 40g of activation force for joystick displacement.



Switch-It MicroPilot Proportional Joystick

Zero Displacement Style Light Touch Joystick			
<input type="checkbox"/> MP	E2312	MicroPilot Joystick Only, DB9 connector	\$3,295
<input type="checkbox"/> MP-1FBOS	E2312 K0108	MicroPilot Joystick* with 1 Fiber Optic, DB9 plug	\$3,955
<input type="checkbox"/> MP-2FBOS	E2312 K0108	MicroPilot Joystick* with 2 Fiber Optics, DB9 plug	\$4,395

*For 1 or 2 integrated fiber optic with joystick and single DB9 connector, select MP-1FBOS or MP-2FBOS.
 Note: MicroPilot allows for adjustable activation force from 10g to 50g for joystick activation.



Switch-It MicroSeries Proportional Light Touch Joystick Mounting Packages (Select Joystick above)

<input type="checkbox"/> NONE		No Mounting	N/A	<input type="checkbox"/> MA-MID-GAT-MS	E1028	Midline Mount (Gatlin) MicroSeries connector	\$600
<input type="checkbox"/> MA-CUSTOMMOD		Custom Mounting, Call for Quote	Call	<input type="checkbox"/> BT-MID-GAT	E1028	BulletTray hand tray, Midline Mount (Gatlin)	\$1,095
<input type="checkbox"/> MA-SA-MS	K0108	Armrest Mount, MicroSeries connector	\$435	<input type="checkbox"/> SD-MID-GAT	E1028	SpaceDisc hand tray, Midline Mount (Gatlin)	\$1,095
<input type="checkbox"/> BT-SA	E0950 K0108	BulletTray, Armrest Mount	\$680	<input type="checkbox"/> MA-BDN3S-MS	K0108	BDN3 Harness, 6" wide, MicroSeries connector	\$680
<input type="checkbox"/> SD-SA	E0950 K0108	SpaceDisc, Armrest Mount	\$680	<input type="checkbox"/> MA-BDN3L-MS	K0108	BDN3 Harness, 8" wide, MicroSeries connector	\$680
<input type="checkbox"/> MA-MID-BP-MS	E1028	Midline Mount (Bodypoint) MicroSeries connector	\$600	<input type="checkbox"/> MA-BIB-TH-MS	K0108	Bib Mount (Therafin), MicroSeries connector	\$655
<input type="checkbox"/> BT-MID-BP	E1028	BulletTray hand tray, Midline Mount (Bodypoint)	\$1,095	<input type="checkbox"/> MA-SWA-CHIN-MS-SI	E1028	S/A Chin Mount, MicroSeries clamp, 1" Ball connector	\$655
<input type="checkbox"/> SD-MID-BP	E1028	SpaceDisc hand tray, Midline Mount (Bodypoint)	\$1,095	<input type="checkbox"/> MA-SWA-CHIN-MS-WH	E1028	S/A Chin Mount, MicroSeries clamp, Whitmyer connector	\$655

Switch-It MicroSeries Proportional Light Touch Joystick Mode Switch Packages

<input type="checkbox"/> NONE		No switch, no mounting	N/A	<input type="checkbox"/> PIKO-SWA-WH	K0108 E1028	Piko switch, 12" rigid HDR S/A mount, Whitmyer connector	\$765
<input type="checkbox"/> MM-CUSTOMMOD		Custom Mode Switch Mount, Call for Quote	Call	<input type="checkbox"/> PIKO-FXE-SWA-SWI	K0108 E1028	Piko switch, 12" flexible HDR S/A mount, 1" Ball connector	\$985
<input type="checkbox"/> ML-SWA-SWI	K0108 E1028	Micro Light switch, 12" rigid HDR S/A mount, 1" ball connector	\$655	<input type="checkbox"/> PIKO-FXE-SWA-WH	K0108 E1028	Piko switch, 12" flexible HDR S/A mount, Whitmyer connector	\$985
<input type="checkbox"/> ML-SWA-WH	K0108 E1028	Micro Light switch, 12" rigid HDR S/A mount, Whitmyer connector	\$655	<input type="checkbox"/> ES-SWA-SWI	K0108 E1028	Egg switch, 12" rigid HDR S/A mount, 1" ball connector	\$655
<input type="checkbox"/> ML-FXE-SWA-SWI	K0108 E1028	Micro Light switch, 12" flexible HDR S/A mount, 1" ball connector	\$875	<input type="checkbox"/> ES-SWA-WH	K0108 E1028	Egg switch, 12" rigid HDR S/A mount, Whitmyer connector	\$655
<input type="checkbox"/> ML-FXE-SWA-WH	K0108 E1028	Micro Light switch, 12" flexible HDR S/A mount, Whitmyer connector	\$875				
<input type="checkbox"/> PIKO-SWA-SWI	K0108 E1028	Piko switch, 12" rigid HDR S/A mount, 1" ball connector	\$765				

See Switches section for additional unmounted switch selections.

Switch-It Tough Joystick

Switch-It Tough Joystick

Heavy Duty Switched Joystick			
<input type="checkbox"/> TJS-4	E2321	Tough Joystick, 4-way switched	\$2,085
<input type="checkbox"/> TJS-8	E2321	Tough Joystick, 8-way switched	\$2,085



Switch-It Tough Joystick Mounting Packages

<input type="checkbox"/> NONE		No Mounting	N/A	<input type="checkbox"/> MC-SA-TJS	E1028	Armrest mount, Tough Joystick Connector	\$545
<input type="checkbox"/> MA-CUSTOMMOD		Custom Mounting, Call for Quote	Call				

Switch-It Tough Joystick Mode Switch Options

See Switches section for unmounted switch selections. Headrest mounted mode switch options also available.

Joysticks - Continued

Switch-It VersaGuide and VersaGuide EZ Proportional Joysticks

Switch-It VersaGuide Proportional Joystick

Versatile Proportional Compact Joystick

<input type="checkbox"/> VG	E2328	VersaGuide Joystick Only, DB9 connector	\$1,815
-----------------------------	-------	---	---------

Note: VersaGuide requires roughly 240g of activation force for joystick displacement.

Switch-It VersaGuide EZ Proportional Joystick

Medium Force Proportional Joystick

<input type="checkbox"/> VG-EZ	E2328	VersaGuide EZ Joystick Only, DB9 connector	\$2,145
--------------------------------	-------	--	---------

Note: VersaGuide EZ requires roughly 120g of activation force for joystick displacement.

Flex Switches Only to mount with the Switch-It VersaGuide

2 Flex Switches with 6" Gooseneck

<input type="checkbox"/> VG-FLEX	K0108	Flex Switches with 6" Gooseneck Only	\$995
----------------------------------	-------	--------------------------------------	-------

Note: VG-FLEX recommended be order in combination with VG or VG-EZ



VersaGuide



VersaGuide With Flex Switches

Switch-It VersaSeries Proportional Joystick Mounting Packages (Select Joystick above)

<input type="checkbox"/> NONE		No Mounting	N/A	<input type="checkbox"/> MA-BDN3S-VG	K0108	BDN3 Harness, 6" wide, VersaSeries connector	\$765
<input type="checkbox"/> MA-CUSTOMOD		Custom Mounting, Call for Quote	Call	<input type="checkbox"/> MA-BDN3L-VG	K0108	BDN3 Harness, 8" wide, VersaSeries connector	\$765
<input type="checkbox"/> MA-SA-VG	K0108	Armrest Mount, VersaGuide connector	\$435	<input type="checkbox"/> MA-BIB-TH-VG	K0108	Bib Mount, Therafin, VersaSeries connector	\$655
<input type="checkbox"/> MA-MID-BP-VG	E1028	Midline Mount (Bodypoint), VersaSeries connector	\$600	<input type="checkbox"/> MA-SWA-CHIN-VG-SI	E1028	S/A Chin Mount, VersaSeries clamp, 1" Ball connector	\$655
<input type="checkbox"/> MA-MID-GAT-VG	E1028	Midline Mount (Gatlin), VersaSeries connector	\$600	<input type="checkbox"/> MA-SWA-CHIN-VG-WH	E1028	S/A Chin Mount, VersaSeries clamp, Whitmyer connector	\$655

Switch-It VersaGuide Proportional Joystick Mode Switch Packages

<input type="checkbox"/> NONE		No switch, no mounting	N/A	<input type="checkbox"/> PIKO-SWA-WH	K0108 E1028	Piko switch, 12" rigid HDR S/A mount, Whitmyer connector	\$765
<input type="checkbox"/> MM-CUSTOMOD		Custom Mode Switch Mount, Call for Quote	Call	<input type="checkbox"/> PIKO-FXE-SWA-SWI	K0108 E1028	Piko switch, 12" flexible HDR S/A mount, 1" Ball connector	\$985
<input type="checkbox"/> ML-SWA-SWI	K0108 E1028	Micro Light switch, 12" rigid HDR S/A mount, 1" ball connector	\$655	<input type="checkbox"/> PIKO-FXE-SWA-WH	K0108 E1028	Piko switch, 12" flexible HDR S/A mount, Whitmyer connector	\$985
<input type="checkbox"/> ML-SWA-WH	K0108 E1028	Micro Light switch, 12" rigid HDR S/A mount, Whitmyer connector	\$655	<input type="checkbox"/> ES-SWA-SWI	K0108 E1028	Egg switch, 12" rigid HDR S/A mount, 1" ball connector	\$655
<input type="checkbox"/> ML-FXE-SWA-SWI	K0108 E1028	Micro Light switch, 12" flexible HDR S/A mount, 1" ball connector	\$875	<input type="checkbox"/> ES-SWA-WH	K0108 E1028	Egg switch, 12" rigid HDR S/A mount, Whitmyer connector	\$655
<input type="checkbox"/> ML-FXE-SWA-WH	K0108 E1028	Micro Light switch, 12" flexible HDR S/A mount, Whitmyer connector	\$875	See Switches section for additional unmounted switch selections.			
<input type="checkbox"/> PIKO-SWA-SWI	K0108 E1028	Piko switch, 12" rigid HDR S/A mount, 1" ball connector	\$765				

Head Controls

Switch-It DualPro Proportional Head Array System

Switch-It DualPro - Articulating Facial Pads

Long (approx. 6") Lateral Pads (Shown at right)

DualPro Proportional Head Array* with Long "Facial" Pads

*Make specific DualPro and mounting hardware configuration selections below.



Switch-It DualPro - Round Pads

Round (2" diameter) Spot Pads

DualPro Proportional Head Array* with Round "Spot" Pads

*Make specific DualPro and mounting hardware configuration selections below.

Switch-It DualPro and Headrest Mounting Hardware Packages

<input type="checkbox"/> DPA-SI-CON	E2328	DPA - Long Pads, 1" ball connector, back mount not included	\$5,715	<input type="checkbox"/> DPP-SI-CON	E2328	DPP - Spot Pads, 1" ball connector, back mount not included	\$5,715
<input type="checkbox"/> DPA-WH-CON	E2328	DPA - Long Pads, Whitmyer connector, back mount not included	\$5,715	<input type="checkbox"/> DPP-WH-CON	E2328	DPP - Spot Pads, Whitmyer connector, back mount not included	\$5,715
<input type="checkbox"/> DPA-SI	E2328	DPA - Long Pads, 1" ball connector, 1/2" square hardware	\$5,715	<input type="checkbox"/> DPP-SI	E2328	DPP - Spot Pads, 1" ball connector, 1/2" square hardware	\$5,715
<input type="checkbox"/> DPA-WH-AXYS	E2328	DPA - Long Pads, Whitmyer connector, Axys mount	\$5,715	<input type="checkbox"/> DPP-WH-AXYS	E2328	DPP - Spot Pads, Whitmyer connector, Axys mount	\$5,715
<input type="checkbox"/> DPA-WH-COBRA	E2328	DPA - Long Pads, Whitmyer connector, Cobra Xtra mount	\$5,715	<input type="checkbox"/> DPP-WH-COBRA	E2328	DPA - Long Pads, Whitmyer connector, Cobra Xtra mount	\$5,715
<input type="checkbox"/> DPA-WH-LINX	E2328	DPA - Long Pads, Whitmyer connector, Linx mount	\$5,715	<input type="checkbox"/> DPP-WH-LINX	E2328	DPP - Spot Pads, Whitmyer connector, Linx mount	\$5,715
<input type="checkbox"/> DPA-WH-LINX2	E2328	DPA - Long Pads, Whitmyer connector, Linx2 mount	\$5,715	<input type="checkbox"/> DPP-WH-LINX2	E2328	DPP - Spot Pads, Whitmyer connector, Linx2 mount	\$5,715


Note: Select Switch-It DualPro and Headrest Mounting Hardware Package above, then select Switch Package below.

Switch-It DualPro External Mode Switch Packages

<input type="checkbox"/> NONE		No switch, no mounting	N/A	<input type="checkbox"/> MM-CUSTOMOD		Custom Mode Switch Mount, Call for Quote	Call
Mode Switch Mount attached to DualPro Lateral Pad Rod				Mode Switch Mount on separate Swing Sway			
<input type="checkbox"/> FSE-DP	K0108	Proximity Sensor, 12" flexible mnt, infinity connector	\$655	<input type="checkbox"/> ML-RGD-DP-SWA-SI	K0108 E1028	MicroLite switch, 12" rigid rod, swing away connector	\$710
<input type="checkbox"/> ML-RGD-DP	K0108 E1028	MicroLite switch, 12" rigid rod, infinity connector	\$495	<input type="checkbox"/> ML-RGD-DP-SWA-WH	K0108 E1028	MicroLite switch, 12" rigid rod, swing away connector	\$710
<input type="checkbox"/> ML-FXE-DP	K0108 E1028	MicroLite switch, 12" flexible mount, infinity connector	\$495	<input type="checkbox"/> PIKO-RGD-DP-SWA-SI	K0108 E1028	Piko switch, 12" rigid rod, swing away connector	\$820
<input type="checkbox"/> PIKO-RGD-DP	K0108 E1028	Piko switch, 12" rigid rod, infinity connector	\$605	<input type="checkbox"/> PIKO-RGD-DP-SWA-WH	K0108 E1028	Piko switch, 12" rigid rod, swing away connector	\$820
<input type="checkbox"/> PIKO-FXE-DP	K0108 E1028	Piko switch, 12" flexible mount, infinity connector	\$605	<input type="checkbox"/> ES-RGD-DP-SWA-SI	K0108 E1028	Egg switch, 12" rigid rod, swing away connector	\$765
<input type="checkbox"/> ES-RGD-DP	K0108 E1028	Egg switch, 12" rigid rod, infinity connector	\$545	<input type="checkbox"/> ES-RGD-DP-SWA-WH	K0108 E1028	Egg switch, 12" rigid rod, swing away connector	\$765



Proximity Sensor, 12" flexible mount, infinity connector



Piko switch, 12" rigid rod, infinity connector



Egg switch, 12" rigid rod, Separate swing away connector

Head Controls - Continued

Switch-It DualPro with Built-In Mode Switch and Headrest Mounting Hardware Packages (not available on DualPro with "Spot" Pads)

One (1) Built-in Dedicated Switch for Mode - choose Left or Right			
<input type="checkbox"/>	DPA-M1L-SI-CON	E2328	DPA - Mode Outer Left, 1" ball connector, back mount not included \$5,995
<input type="checkbox"/>	DPA-M1L-WH-CON	E2328	DPA - Mode Outer Left, Whitmyer connector, back mount not included \$5,995
<input type="checkbox"/>	DPA-M1L-SI	E2328	DPA - Mode Outer Left, 1" ball connector, 1/2" square hardware \$5,995
<input type="checkbox"/>	DPA-M1L-WH-AXYS	E2328	DPA - Mode Outer Left, Whitmyer connector, Axys mount \$5,995
<input type="checkbox"/>	DPA-M1L-WH-COBRA	E2328	DPA - Mode Outer Left, Whitmyer connector, Cobra Xtra mount \$5,995
<input type="checkbox"/>	DPA-M1L-WH-LINX	E2328	DPA - Mode Outer Left, Whitmyer connector, Linx mount \$5,995
<input type="checkbox"/>	DPA-M1L-WH-LINX2	E2328	DPA - Mode Outer Left, Whitmyer connector, Linx2 mount \$5,995
<input type="checkbox"/>	DPA-M1R-SI-CON	E2328	DPA - Mode Outer Right, 1" ball connector, back mount not included \$5,995
<input type="checkbox"/>	DPA-M1R-WH-CON	E2328	DPA - Mode Outer Right, Whitmyer connector, back mount not included \$5,995
<input type="checkbox"/>	DPA-M1R-SI	E2328	DPA - Mode Outer Right, 1" ball connector, 1/2" square hardware \$5,995
<input type="checkbox"/>	DPA-M1R-WH-AXYS	E2328	DPA - Mode Outer Right, Whitmyer connector, Axys mount \$5,995
<input type="checkbox"/>	DPA-M1R-WH-COBRA	E2328	DPA - Mode Outer Right, Whitmyer connector, Cobra Xtra mount \$5,995
<input type="checkbox"/>	DPA-M1R-WH-LINX	E2328	DPA - Mode Outer Right, Whitmyer connector, Linx mount \$5,995
<input type="checkbox"/>	DPA-M1R-WH-LINX2	E2328	DPA - Mode Outer Right, Whitmyer connector, Linx2 mount \$5,995

Two (2) Built-in Dedicated Switches for Mode and On/Off			
Default is Mode on Right, Reverse on Left			
<input type="checkbox"/>	DPA-M2-SI-CON	E2328	DPA - Mode & On/Off, 1" ball connector, back mount not included \$6,045
<input type="checkbox"/>	DPA-M2-WH-CON	E2328	DPA - Mode & On/Off, Whitmyer connector, back mount not included \$6,045
<input type="checkbox"/>	DPA-M2-SI	E2328	DPA - Mode & On/Off, 1" ball connector, 1/2" square hardware \$6,045
<input type="checkbox"/>	DPA-M2-WH-AXYS	E2328	DPA - Mode & On/Off, Whitmyer connector, Axys mount \$6,045
<input type="checkbox"/>	DPA-M2-WH-COBRA	E2328	DPA - Mode & On/Off, Whitmyer connector, Cobra Xtra mount \$6,045
<input type="checkbox"/>	DPA-M2-WH-LINX	E2328	DPA - Mode & On/Off, Whitmyer connector, Linx mount \$6,045
<input type="checkbox"/>	DPA-M2-WH-LINX2	E2328	DPA - Mode & On/Off, Whitmyer connector, Linx2 mount \$6,045

Switch-It Switched Head Array Systems and Headrest Mounting Hardware Packages

3-Switch Head Array Systems - Short-Straight Wings (-SS)			
<input type="checkbox"/>	HDR3-SS-M2-SI-CON	E2330	3-Switch HDR, SS, Two 1/8" Mono, 1" ball conn., back mount not included \$4,395
<input type="checkbox"/>	HDR3-SS-M2-SI	E2330	3-Switch HDR, SS, Two 1/8" Mono, 1/2" square back hardware \$4,395
<input type="checkbox"/>	HDR3-SS-M2-WH-CON	E2330	3-Switch HDR, SS, Two 1/8" Mono, Whit conn., back mount not included \$4,395
<input type="checkbox"/>	HDR3-SS-M2-WH-AXYS	E2330	3-Switch HDR, SS, Two 1/8" Mono, Whitmyer connector, Axys mount \$4,395
<input type="checkbox"/>	HDR3-SS-M2-WH-COBRA	E2330	3-Switch HDR, SS, Two 1/8" Mono, Whitmyer connector, Cobra Xtra mount \$4,395
<input type="checkbox"/>	HDR3-SS-M2-WH-LINX	E2330	3-Switch HDR, SS, Two 1/8" Mono, Whitmyer connector, Linx mount \$4,395
<input type="checkbox"/>	HDR3-SS-M2-WH-LINX2	E2330	3-Switch HDR, SC, Two 1/8" Mono, Whitmyer connector, Linx2 mount \$4,395



3-Switch Head Array Systems - Short-Curved Wings (-SC)			
<input type="checkbox"/>	HDR3-SC-M2-SI-CON	E2330	3-Switch HDR, SC, Two 1/8" Mono, 1" ball conn., back mount not included \$4,395
<input type="checkbox"/>	HDR3-SC-M2-WH-CON	E2330	3-Switch HDR, SC, Two 1/8" Mono, Whit conn., back mount not included \$4,395
<input type="checkbox"/>	HDR3-SC-M2-WH-AXYS	E2330	3-Switch HDR, SC, Two 1/8" Mono, Whitmyer connector, Axys mount \$4,395
<input type="checkbox"/>	HDR3-SC-M2-WH-COBRA	E2330	3-Switch HDR, SC, Two 1/8" Mono, Whitmyer connector, Cobra Xtra mount \$4,395
<input type="checkbox"/>	HDR3-SC-M2-WH-LINX	E2330	3-Switch HDR, SC, Two 1/8" Mono, Whitmyer connector, Linx mount \$4,395
<input type="checkbox"/>	HDR3-SC-M2-WH-LINX2	E2330	3-Switch HDR, SC, Two 1/8" Mono, Whitmyer connector, Linx2 mount \$4,395

4-Switch Head Array Systems - Long-Straight Wings (-LS) only			
<input type="checkbox"/>	HDR4-LS-M1L-SI-CON	E2330	4-Switch HDR, LS, Mode Outer Left, 1" ball conn., back mount not included \$4,595
<input type="checkbox"/>	HDR4-LS-M1L-SI	E2330	4-Switch HDR, LS, Mode Outer Left, 1/2" square back hardware \$4,595
<input type="checkbox"/>	HDR4-LS-M1L-WH-CON	E2330	4-Switch HDR, LS, Mode Outer Left, Whit conn., back mount not included \$4,595
<input type="checkbox"/>	HDR4-LS-M1L-WH-AXYS	E2330	4-Switch HDR, LS, Mode Outer Left, Whit conn., Axys mount \$4,595
<input type="checkbox"/>	HDR4-LS-M1L-WH-COBRA	E2330	4-Switch HDR, LS, Mode Outer Left, Whit conn., Cobra Xtra mount \$4,595
<input type="checkbox"/>	HDR4-LS-M1L-WH-LINX	E2330	4-Switch HDR, LS, Mode Outer Left, Whit conn., Linx mount \$4,595
<input type="checkbox"/>	HDR4-LS-M1L-WH-LINX2	E2330	4-Switch HDR, LS, Mode Outer Left, Whit conn., Linx2 mount \$4,595
<input type="checkbox"/>	HDR4-LS-M1R-SI-CON	E2330	4-Switch HDR, LS, Mode Outer Right, 1" ball conn., back mount not included \$4,595
<input type="checkbox"/>	HDR4-LS-M1R-SI	E2330	4-Switch HDR, LS, Mode Outer Right, 1/2" square back hardware \$4,595
<input type="checkbox"/>	HDR4-LS-M1R-WH-CON	E2330	4-Switch HDR, LS, Mode Outer Right, Whit conn., back mount not included \$4,595
<input type="checkbox"/>	HDR4-LS-M1R-WH-AXYS	E2330	4-Switch HDR, LS, Mode Outer Right, Whit conn., Axys mount \$4,595
<input type="checkbox"/>	HDR4-LS-M1R-WH-COBRA	E2330	4-Switch HDR, LS, Mode Outer Right, Whit conn., Cobra Xtra mount \$4,595
<input type="checkbox"/>	HDR4-LS-M1R-WH-LINX	E2330	4-Switch HDR, LS, Mode Outer Right, Whit conn., Linx mount \$4,595
<input type="checkbox"/>	HDR4-LS-M1R-WH-LINX2	E2330	4-Switch HDR, LS, Mode Outer Right, Whit conn., Linx2 mount \$4,595

3-Switch Head Array Systems - Long-Straight Wings (-LS)			
<input type="checkbox"/>	HDR3-LS-M2-SI-CON	E2330	3-Switch HDR, LS, Two 1/8" Mono, 1" ball conn., back mount not included \$4,395
<input type="checkbox"/>	HDR3-LS-M2-SI	E2330	3-Switch HDR, LS, Two 1/8" Mono, 1/2" square back hardware \$4,395
<input type="checkbox"/>	HDR3-LS-M2-WH-CON	E2330	3-Switch HDR, LS, Two 1/8" Mono, Whit conn., back mount not included \$4,395
<input type="checkbox"/>	HDR3-LS-M2-WH-AXYS	E2330	3-Switch HDR, LS, Two 1/8" Mono, Whitmyer connector, Axys mount \$4,395
<input type="checkbox"/>	HDR3-LS-M2-WH-COBRA	E2330	3-Switch HDR, LS, Two 1/8" Mono, Whitmyer connector, Cobra Xtra mount \$4,395
<input type="checkbox"/>	HDR3-LS-M2-WH-LINX	E2330	3-Switch HDR, LS, Two 1/8" Mono, Whitmyer connector, Linx mount \$4,395
<input type="checkbox"/>	HDR3-LS-M2-WH-LINX2	E2330	3-Switch HDR, LC, Two 1/8" Mono, Whitmyer connector, Linx2 mount \$4,395

3-Switch Head Array Systems - Long-Curved Wings (-LC)			
<input type="checkbox"/>	HDR3-LC-M2-SI-CON	E2330	3-Switch HDR, LC, Two 1/8" Mono, 1" ball conn., back mount not included \$4,395
<input type="checkbox"/>	HDR3-LC-M2-WH-CON	E2330	3-Switch HDR, LC, Two 1/8" Mono, Whit conn., back mount not included \$4,395
<input type="checkbox"/>	HDR3-LC-M2-WH-AXYS	E2330	3-Switch HDR, LC, Two 1/8" Mono, Whitmyer connector, Axys mount \$4,395
<input type="checkbox"/>	HDR3-LC-M2-WH-COBRA	E2330	3-Switch HDR, LC, Two 1/8" Mono, Whitmyer connector, Cobra Xtra mount \$4,395
<input type="checkbox"/>	HDR3-LC-M2-WH-LINX	E2330	3-Switch HDR, LC, Two 1/8" Mono, Whitmyer connector, Linx mount \$4,395
<input type="checkbox"/>	HDR3-LC-M2-WH-LINX2	E2330	3-Switch HDR, LC, Two 1/8" Mono, Whitmyer connector, Linx2 mount \$4,395

Sip 'N Puff Combo Systems			
<input type="checkbox"/>	HDR-S&P-LC-SI-CON	E2330	Combo S&P HDR, LC, 1" ball conn., mnt not included \$4,995
<input type="checkbox"/>	HDR-S&P-LC-SI	E2330	Combo S&P HDR, LC, 1/2" square back hardware \$4,995
<input type="checkbox"/>	HDR-S&P-LC-WH-CON	E2330	Combo S&P HDR, LC, Whit conn., mnt not included \$4,995
<input type="checkbox"/>	HDR-S&P-LC-WH-AXYS	E2330	Combo S&P HDR, LC, Whit conn., Axys mount \$4,995
<input type="checkbox"/>	HDR-S&P-LC-WH-COBRA	E2330	Combo S&P HDR, LC, Whit conn., Cobra Xtra mnt \$4,995
<input type="checkbox"/>	HDR-S&P-LC-WH-LINX	E2330	Combo S&P HDR, LC, Whit conn., Linx mount \$4,995
<input type="checkbox"/>	HDR-S&P-LC-WH-LINX2	E2330	Combo S&P HDR, LC, Whit conn., Linx2 mount \$4,995



Note: Select Switch-It Switched Head Array Systems and then select Headrest Mounting Hardware Packages and Switch Package on next page.

Head Controls - Continued

Switch-It Switched Head Array Systems and Headrest Mounting Hardware Packages Cont.

5-Switch Head Array Systems - Long-Straight Wings (-LS) only				5-Switch Head Array Systems - Long-Straight Wings (-LS) only					
<input type="checkbox"/>	HDR5-LS-RL-SI-CON	E2330	5-Switch HDR, LS, Rev Lft, Mode Rgt, 1" ball conn., back mount not included	\$4,725	<input type="checkbox"/>	HDR5-LS-RR-WH-LINX	E2330	5-Switch HDR, LS, Rev Rgt, Mode Lft, Whit conn., Linx mount	\$4,725
<input type="checkbox"/>	HDR5-LS-RL-SI	E2330	5-Switch HDR, LS, Rev Lft, Mode Rgt, 1/2" square back hardware	\$4,725	<input type="checkbox"/>	HDR5-LS-RR-WH-LINX2	E2330	5-Switch HDR, LS, Rev Rgt, Mode Lft, Whit conn., Linx2 mount	\$4,725
<input type="checkbox"/>	HDR5-LS-RL-WH-CON	E2330	5-Switch HDR, LS, Rev Lft, Mode Rgt, Whit conn., back mount not included	\$4,725	<input type="checkbox"/>	HDR5-LS-RR-WH-COBRA	E2330	5-Switch HDR, LS, Rev Rgt, Mode Lft, Whit conn., Cobra Xtra mount	\$4,725
<input type="checkbox"/>	HDR5-LS-RL-WH-AXYS	E2330	5-Switch HDR, LS, Rev Lft, Mode Rgt, Whit conn., Axys mount	\$4,725	5-Switch Flex Array System				
<input type="checkbox"/>	HDR5-LS-RL-WH-COBRA	E2330	5-Switch HDR, LS, Rev Lft, Mode Rgt, Whit conn., Cobra Xtra mount	\$4,725	<input type="checkbox"/>	HDR5-FA-LS-SI-CON	E2330	5-Switch Flex Array w/ QD, LS, 1" ball conn., back mount not included	\$6,045
<input type="checkbox"/>	HDR5-LS-RL-WH-LINX	E2330	5-Switch HDR, LS, Rev Lft, Mode Rgt, Whit conn., Linx mount	\$4,725	<input type="checkbox"/>	HDR5-FA-LS-SI	E2330	5-Switch Flex Array w/ QD, LS, 1/2" square back hardware	\$6,045
<input type="checkbox"/>	HDR5-LS-RL-WH-LINX2	E2330	5-Switch HDR, LS, Rev Lft, Mode Rgt, Whit conn., Linx2 mount	\$4,725	<input type="checkbox"/>	HDR5-FA-LS-WH-CON	E2330	5-Switch Flex Array w/ QD, LS, Whit conn., back mount not included	\$6,045
<input type="checkbox"/>	HDR5-LS-RR-SI-CON	E2330	5-Switch HDR, LS, Rev Rgt, Mode Lft, 1" ball conn., back mount not included	\$4,725	<input type="checkbox"/>	HDR5-FA-LS-WH-AXYS	E2330	5-Switch Flex Array w/ QD, LS, Whit conn., Axys mount	\$6,045
<input type="checkbox"/>	HDR5-LS-RR-SI	E2330	5-Switch HDR, LS, Rev Rgt, Mode Lft, 1/2" square back hardware	\$4,725	<input type="checkbox"/>	HDR5-FA-LS-WH-COBRA	E2330	5-Switch Flex Array w/ QD, LS, Whit conn., Cobra Xtra mount	\$6,045
<input type="checkbox"/>	HDR5-LS-RR-WH-CON	E2330	5-Switch HDR, LS, Rev Rgt, Mode Lft, Whit conn., back mount not included	\$4,725	<input type="checkbox"/>	HDR5-FA-LS-WH-LINX	E2330	5-Switch Flex Array w/ QD, LS, Whit conn., Linx mount	\$6,045
<input type="checkbox"/>	HDR5-LS-RR-WH-AXYS	E2330	5-Switch HDR, LS, Rev Rgt, Mode Lft, Whit conn., Axys mount	\$4,725	<input type="checkbox"/>	HDR5-FA-LS-WH-LINX2	E2330	5-Switch Flex Array w/ QD, LS, Whit conn., Linx mount	\$6,045

Note: Select Switch-It Switched Head Array Systems and Headrest Mounting Hardware Packages above, then select Switch Package below.

Switch-It Switched Head Array Systems Mode Switch Packages									
<input type="checkbox"/>	NONE	No switch, no mounting	N/A	<input type="checkbox"/>	MM-CUSTOMOD	Custom Mode Switch Mount, Call for Quote	Call		
Mode Switches on Swing Away									
<input type="checkbox"/>	NONE	No switch, no mounting	N/A	<input type="checkbox"/>	PIKO-SWA-WH	K0108 E1028	Piko switch, 12" rigid HDR S/A mount, Whitmyer connector	\$765	
<input type="checkbox"/>	MM-CUSTOMOD	Custom Mode Switch Mount, Call for Quote	Call	<input type="checkbox"/>	PIKO-FXE-SWA-SWI	K0108 E1028	Piko switch, 12" flexible HDR S/A mount, 1" Ball connector	\$985	
<input type="checkbox"/>	ML-SWA-SWI	K0108 E1028	Micro Light switch, 12" rigid HDR S/A mount, 1" ball connector	\$655	<input type="checkbox"/>	PIKO-FXE-SWA-WH	K0108 E1028	Piko switch, 12" flexible HDR S/A mount, Whitmyer connector	\$985
<input type="checkbox"/>	ML-SWA-WH	K0108 E1028	Micro Light switch, 12" rigid HDR S/A mount, Whitmyer connector	\$655	<input type="checkbox"/>	ES-SWA-SWI	K0108 E1028	Egg switch, 12" rigid HDR S/A mount, 1" ball connector	\$655
<input type="checkbox"/>	ML-FXE-SWA-SWI	K0108 E1028	Micro Light switch, 12" flexible HDR S/A mount, 1" ball connector	\$875	<input type="checkbox"/>	ES-SWA-WH	K0108 E1028	Egg switch, 12" rigid HDR S/A mount, Whitmyer connector	\$655
<input type="checkbox"/>	ML-FXE-SWA-WH	K0108 E1028	Micro Light switch, 12" flexible HDR S/A mount, Whitmyer connector	\$875	See Switches section for additional unmounted switch selections.				
<input type="checkbox"/>	PIKO-SWA-SWI	K0108 E1028	Piko switch, 12" rigid HDR S/A mount, 1" ball connector	\$765					

Switch-It RIM Proportional Head Control

Switch-It RIM Control				
Proportional Driving - Single Pad				
<input type="checkbox"/>	RIM-WOM	E2328	RIM Proportional Head Control w/o mnt Hardware	\$5,895
<i>*Make specific RIM and mounting hardware configuration selections below.</i>				



Switch-It RIM Control Mounting Hardware Packages

<input type="checkbox"/>	RIM-SI-CON	E2328	RIM - 1" ball connector, back mount not included	\$5,995	<input type="checkbox"/>	RIM-WH-COBRA	E2328	RIM - Whitmyer connector, Cobra Xtra mount	\$5,995
<input type="checkbox"/>	RIM-WH-CON	E2328	RIM - Whitmyer connector, back mount not included	\$5,995	<input type="checkbox"/>	RIM-WH-LINX	E2328	RIM - Whitmyer connector, Linx mnt, Quick release	\$5,995
<input type="checkbox"/>	RIM-SI	E2328	RIM - 1" ball connector, 1/2" square hardware	\$5,995	<input type="checkbox"/>	RIM-WH-LINX2	E2328	RIM - Whitmyer connector, Linx2 mnt, Quick release	\$5,995
<input type="checkbox"/>	RIM-WH-AXYS	E2328	RIM - Whitmyer connector, Axys mount	\$5,995					

RIM Proportional Head Control Mode Switch and Mode Switch Mounting Option (one from A and B required)

<input type="checkbox"/>	ML-RGD-RIM-SWA-SI	E2328	Micro Light switch, 16" rigid rod, swing away for 1" ball	\$655	<input type="checkbox"/>	PIKO-RGD-RIM-SWA-WH	E2328	Piko switch, 16" rigid rod, Whitmyer swing away	\$765
<input type="checkbox"/>	ML-RGD-RIM-SWA-WH	E2328	Micro Light switch, 16" rigid rod, Whitmyer swing away	\$655	<input type="checkbox"/>	ES-RGD-RIM-SWA-SI	E2328	Egg switch, 16" rigid rod, swing away for 1" ball	\$600
<input type="checkbox"/>	PIKO-RGD-RIM-SWA-SI	E2328	Piko switch, 16" rigid rod, swing away for 1" ball	\$765	<input type="checkbox"/>	ES-RGD-RIM-SWA-WH	E2328	Egg switch, 16" rigid rod, swing away connector	\$600

Other Drive Controls

Switch-It Alternative Proportional Drive Controls

Switch-It TouchDrive 2			
Touch Screen Drive Controller			
<input type="checkbox"/> TD2	K0108	TouchDrive 2, DB9 connector	\$3,845
Switch-It TouchDrive 2 Mounting Packages			
<input type="checkbox"/> NONE		No Mounting	N/A
<input type="checkbox"/> MA-CUSTOMMOD		Custom Mounting, Call for Quote	Call
<input type="checkbox"/> MA-SA-TD2	K0108	Armrest Mount, TouchDrive 2 connector	\$435
<input type="checkbox"/> MA-MID-BP-TD2	E1028	Midline Mount (Bodypoint), TouchDrive 2 connector	\$600
<input type="checkbox"/> MA-MID-GAT-TD2	E1028	Midline Mount (Gatlin), TouchDrive 2 connector	\$600
Switch-It TouchDrive 2 Mode Switch Options			
<input type="checkbox"/> NONE		No External Mode Switch	N/A
<input type="checkbox"/> BUILT-IN		Built-In Mode Switch	N/C



See Switches section for additional unmounted switch selections. Headrest mounted mode switch options also available.

Switch-It Joystick in a Can - Arm and Foot Control

Switch-It Joystick in a Can			
Versatile and Durable			
<input type="checkbox"/> JSC	E2373	Joystick Only	\$875



Joystick in a Can

Switch-It Joystick in a Can Mounting Options			
<input type="checkbox"/> NONE		No Mounting	N/A
<input type="checkbox"/> MA-CUSTOMMOD		Custom Mounting, Call for Quote	Call
<input type="checkbox"/> MA-SA-JSC	K0108	Armrest mount, Joystick in a Can connector	\$435
<input type="checkbox"/> MA-MID-JSC	E1028	Midline Mount (Bodypoint), Joystick in a Can connector	\$875
<input type="checkbox"/> MA-AC-JSC	E1028	Arm Control Mounting Hardware, Large	\$1,095
<input type="checkbox"/> MA-FC-MED-JSC	E1028	Foot Control Mounting Hardware, Medium	\$1,400
<input type="checkbox"/> MA-FC-LG-JSC	E1028	Foot Control Mounting Hardware, Large	\$1,400



Foot Control Hardware



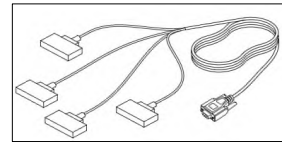
Arm Control Hardware

Switch-It Joystick in a Can Mode Switch Options


See Switches section for unmounted switch selections. Headrest mounted mode switch options also available.

Switch-It Switched Driving Systems

Switch-It Zero Touch Sensor System			
Four switch or Five Switch Systems			
<input type="checkbox"/> 4NKS	K0108	Four Zero Touch Sensor System, DB9 connector	\$3,515
<input type="checkbox"/> 5NKS	K0108	Five Zero Touch Sensor System, DB9 connector	\$3,955
Fiber Optic System			
Four or Five System			
<input type="checkbox"/> 4FBOS-S	K0108	Four Fiber Optic System, DB9 connector	\$3,955
<input type="checkbox"/> 5FBOS-S	K0108	Five Fiber Optic System, DB9 connector	\$4,615



4 Zero Touch Sensor System



4 Fiber Optic System

Switch-It Switched Driving Systems Mounting Options

<input type="checkbox"/> 245458	E0950	Lap Tray - Clear Lexan, 23-1/2"W x 22"D, 13" x 8" BC	\$745	<input type="checkbox"/> 244578	E0950	Gatlin Partial Eclipse Tray	\$215
---------------------------------	-------	--	-------	---------------------------------	-------	-----------------------------	-------

Switch-It Interfaces

Dynamic Controls Dongle			Switch Interface Boxes				
<input type="checkbox"/> DXD	K0108	Interface Only, BUS connection	\$935	<input type="checkbox"/> SJX2	K0108	Mode and On/Off, select mechanical or electronic switches, DB9	\$655
				<input type="checkbox"/> SJX6	K0108	Driving, mode, On/Off, select mechanical or electronic switches, DB9	\$1,095

Switch-It Cool Cube - Preset Packages

Cool Cube - Proximity/Proportional Switched System				
<input type="checkbox"/>	CCB-4PS	E2328	Cool Cube w/ DB9 connector for Prox / Prop driving Includes 4 Pro Spot Proportional Switches (1 Red, 1 Blue, 1 Green, & 1 Yellow) (Note: Requires Omni for operation)	\$5,250
<input type="checkbox"/>	CCB-5PS	E2328	Cool Cube w/ DB9 connector for Prox / Prop driving Includes 5 Pro Spot Proportional Switches (1 Red, 1 Blue, 1 Green, 1 Orange, & 1 Yellow) (Note: Requires Omni for operation)	\$5,650



Cool Cube - With Zero Touch Sensors				
<input type="checkbox"/>	CCB-4ZTS	K0108	Cool Cube w/ DB9 connector for Proximity driving Includes 4 Zero Touch Sensors (Note: Requires Omni for operation)	\$3,715
<input type="checkbox"/>	CCB-5ZTS	K0108	Cool Cube w/ DB9 connector for Proximity driving Includes 5 Zero Touch Sensors (Note: Requires Omni for operation)	\$4,115

Note: If on/off and/or mode functionality is desired to be controlled via the Cool Cube, a single switch or switches must be selected from the list below.

Switch-It Cool Cube - Customizable Packages

Cool Cube - Proximity/Proportional Driving System				
<input type="checkbox"/>	CCB	E2328	Cool Cube with DB9 connector for Proximity / Proportional driving. Note: Pro Spot Proportional Switch's are required if proportional driving is desired and must be selected below. Note: If non-proportional driving is desired, single switches can be selected in-lieu of the Pro Spot switches from the full list below. Note: Requires Omni for operation.	\$3,470

Note: If on/off and/or mode functionality is desired to be controlled via the Cool Cube, a single switch or switches must be selected from the list below.

Pro Spot - Proportional Switch's			
<input type="checkbox"/> PROSP-R		Pro Spot Proportional Switch - Red	Qty: <input type="text"/> X \$445
<input type="checkbox"/> PROSP-G		Pro Spot Proportional Switch - Green	Qty: <input type="text"/> X \$445
<input type="checkbox"/> PROSP-B		Pro Spot Proportional Switch - Blue	Qty: <input type="text"/> X \$445
<input type="checkbox"/> PROSP-Y		Pro Spot Proportional Switch - Yellow	Qty: <input type="text"/> X \$445
<input type="checkbox"/> PROSP-O		Pro Spot Proportional Switch - Orange	Qty: <input type="text"/> X \$445

Switches

Single Switches (1/8" monoplug output unless otherwise stated)

Buddy Button				
<input type="checkbox"/>	244505	K0108	Buddy Button, Black	Qty: <input type="text"/> X \$165
<input type="checkbox"/>	244025	K0108	Buddy Button, Green	Qty: <input type="text"/> X \$165
<input type="checkbox"/>	244504	K0108	Buddy Button, Red	Qty: <input type="text"/> X \$165
<input type="checkbox"/>	244506	K0108	Buddy Button, Blue	Qty: <input type="text"/> X \$165
<input type="checkbox"/>	244507	K0108	Buddy Button, Yellow	Qty: <input type="text"/> X \$165



Piko Button				
<input type="checkbox"/>	244027	K0108	Piko Button - Black	Qty: <input type="text"/> X \$275
<input type="checkbox"/>	247620	K0108	Piko Button - Blue	Qty: <input type="text"/> X \$275
<input type="checkbox"/>	247619	K0108	Piko Button - Green	Qty: <input type="text"/> X \$275
<input type="checkbox"/>	247617	K0108	Piko Button - Red	Qty: <input type="text"/> X \$275
<input type="checkbox"/>	247621	K0108	Piko Button - Orange	Qty: <input type="text"/> X \$275
<input type="checkbox"/>	247618	K0108	Piko Button - Yellow	Qty: <input type="text"/> X \$275



Egg Switch				
<input type="checkbox"/>	244026	K0108	Egg Switch, Black	Qty: <input type="text"/> X \$110
<input type="checkbox"/>	244557	K0108	Egg Switch, Blue	Qty: <input type="text"/> X \$110
<input type="checkbox"/>	244558	K0108	Egg Switch, Red	Qty: <input type="text"/> X \$110
<input type="checkbox"/>	244559	K0108	Egg Switch, Green	Qty: <input type="text"/> X \$110
<input type="checkbox"/>	244560	K0108	Egg Switch, Yellow	Qty: <input type="text"/> X \$110



Spec Switch				
<input type="checkbox"/>	244030	K0108	Spec Switch, Green	Qty: <input type="text"/> X \$140
<input type="checkbox"/>	244499	K0108	Spec Switch, Blue	Qty: <input type="text"/> X \$140
<input type="checkbox"/>	244501	K0108	Spec Switch, Yellow	Qty: <input type="text"/> X \$140
<input type="checkbox"/>	244502	K0108	Spec Switch, Black	Qty: <input type="text"/> X \$140
<input type="checkbox"/>	244503	K0108	Spec Switch, Red	Qty: <input type="text"/> X \$140



Mini Button - Single Switch				
<input type="checkbox"/>	MB-1-BLU	K0108	Mini Button Switch-BLUE	Qty: <input type="text"/> X \$105
<input type="checkbox"/>	MB-1-GRN	K0108	Mini Button Switch-GREEN	Qty: <input type="text"/> X \$105
<input type="checkbox"/>	MB-1-RED	K0108	Mini Button Switch-RED	Qty: <input type="text"/> X \$105



Flex Switch				
<input type="checkbox"/>	FS	K0108	Flex Switch*, Proximity Sensor on 6" gooseneck, stereo plug output	Qty: <input type="text"/> X \$185
<input type="checkbox"/>	FSE	K0108	Flex Switch*, Proximity Sensor on 12" gooseneck, stereo plug output	Qty: <input type="text"/> X \$185



*Works with VG, VG-EZ, DP-A, DP-P, SJX2, SJX6, or MJX5 only.

Twister Switch				
<input type="checkbox"/>	6003579	K0108	Twister Switch - Black	Qty: <input type="text"/> X \$392
<input type="checkbox"/>	6003580	K0108	Twister Switch - Red	Qty: <input type="text"/> X \$392
<input type="checkbox"/>	6003581	K0108	Twister Switch - Green	Qty: <input type="text"/> X \$392



Micro Light Switch				
<input type="checkbox"/>	244028	K0108	Micro Light	Qty: <input type="text"/> X \$165



Fiber Optic Switch				
<input type="checkbox"/>	1FBOS-S	K0108	Fiber Optic (straight), DB9 connector	Qty: <input type="text"/> X \$875



Zero Touch Proximity Sensor				
<input type="checkbox"/>	ZTS-P	K0108	Zero Touch Proximity Sensor	Qty: <input type="text"/> X \$595



Uni-Wob Switch				
<input type="checkbox"/>	LLS	K0108	Uni-Wob Long Lever Switch	Qty: <input type="text"/> X \$215



Switches - Continued

Multi-Function Switches

Dual Switch Selections

<input type="checkbox"/> MB-2-M	K0108	Two Mini Button Switches-RED & GREEN, dual 1/8" mono jack output	\$240
<input type="checkbox"/> MB-2-S	K0108	Two Mini Button Switches-RED & GREEN, single 1/8" stereo jack output	\$240



Quad Switch Selections

<input type="checkbox"/> MB-4-IL	E2322	Mini 4 Button - Inline Enclosure, DB9 connector	\$495
----------------------------------	-------	---	-------



P&G Seat Controllers

<input type="checkbox"/> CTRL+5 S-P	K0108	Ctrl+5 Seat Function-Push Button DB9 connector	\$1,250
<input type="checkbox"/> CTRL+5 S-T	K0108	Ctrl+5 Seat Function-Toggles DB9 connector	\$1,250
<input type="checkbox"/> 158709	K0108	Ctrl+5 Seat Function-Push Button Rnet connector	\$1,250
<input type="checkbox"/> 158708	K0108	Ctrl+5 Seat Function-Toggles Rnet connector	\$1,250



Ctrl+5®, Push Button



Ctrl+5®, Toggle

Cable Assemblies

Switch Output Cable Assembly

<input type="checkbox"/>	139025	K0108	Switch Output Cable Assm - DB9 to 4 Male Mono	\$108
--------------------------	--------	-------	---	-------



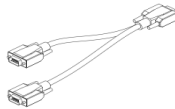
DB9 Extension Cable

<input type="checkbox"/>	139026	K0108	DB9 Extension Cable	\$72
--------------------------	--------	-------	---------------------	------



DB9 Split Cable

<input type="checkbox"/>	244569	K0108	DB9 Split Cable - 1 Female X 2 Male	\$82
--------------------------	--------	-------	-------------------------------------	------



Mono Cable Male to Female

<input type="checkbox"/>	139026	K0108	Mono Cable Male - to Female - 6"	\$15
--------------------------	--------	-------	----------------------------------	------



Stereo Cable Extension 90°

<input type="checkbox"/>	244361	K0108	Stereo Cable Extension 90° Male to Female	\$26
--------------------------	--------	-------	---	------



Stereo Cable Extension 90°

<input type="checkbox"/>	243795	K0108	Stereo Cable Extension Male to Female	\$26
--------------------------	--------	-------	---------------------------------------	------



Switch-It Safety Devices

Switch-It Caution Alert - Obstacle Detection System

<input type="checkbox"/> CLERT-2	K0108	Two Sensors, DB9 connector	\$2,195
<input type="checkbox"/> CLERT-4	K0108	Four Sensors, DB9 connector	\$2,745

Note: Each sensor detection range can be adjusted from 6" to 15"



Switch-It Remote Stop Switch

<input type="checkbox"/> RSS-XLR	K0108	Remote Stop®, battery charger port connector	\$935
<input type="checkbox"/> RSS-MR	K0108	Remote Stop®, ring connectors to battery terminals	\$935
<input type="checkbox"/> RSS-OBC	K0108	Remote Stop®, OBC connector	\$1,085

Note: RSS-XLR version requires Omni or Enhanced Display power cycle after remote button is pushed and chair is inhibited.



OptiStop

<input type="checkbox"/> OS	K0108	Fiber Optic Stop, DB9 connector	\$800
<input type="checkbox"/> OS-SP	E2325	Fiber Optic Stop w/ Sip 'N Puff Mounting Hardware, DB9 connector	\$1,945



Sunrise Medical (US) LLC

2842 Business Park Ave. · Fresno, CA 93727 · USA