

Sold to Account Name or #: _____
 Buyer: _____
 Marked For: _____
 Quote # Reference: _____
 Purchase Order #: _____
 Power Wheelchair Mfg.: _____

Ship to Account Name or #: _____
 ATTN: _____
 Address: _____
 City, State, Zip: _____
 Phone: _____
 Special Instructions: _____

The **HCPCS CODES** provided are based on code verification through PDAC or our interpretation of the code definitions.
 The use of **HCPCS CODES** does not ensure coverage or payment. For coverage information, verify the appropriate payer's coverage policy.

Item #	HCPCS	Description	Price	Item#	HCPCS	Definition	Price
--------	-------	-------------	-------	-------	-------	------------	-------


Joysticks

Switch-It Micro Series Proportional Light Touch Joysticks

Switch-It MicroGuide Proportional Joystick

Displacement Style Light Touch Joystick			
<input type="checkbox"/> MG	E2312	MicroGuide Joystick Only, DB9 connector	\$3,360
<input type="checkbox"/> MG-1FBOS	E2312, K0108	MicroGuide Joystick* with 1 Fiber Optic, DB9 plug	\$4,034
<input type="checkbox"/> MG-2FBOS	E2312, K0108	MicroGuide Joystick* with 2 Fiber Optics, DB9 plug	\$4,482

*For 1 or 2 integrated fiber optic with joystick and single DB9 connector, select MG-1FBOS or MG-2FBOS.
 Note: MicroGuide requires roughly 40g of activation force for joystick displacement.



Switch-It MicroPilot Proportional Joystick

Zero Displacement Style Light Touch Joystick			
<input type="checkbox"/> MP	E2312	MicroPilot Joystick Only, DB9 connector	\$3,360
<input type="checkbox"/> MP-1FBOS	E2312, K0108	MicroPilot Joystick* with 1 Fiber Optic, DB9 plug	\$4,034
<input type="checkbox"/> MP-2FBOS	E2312, K0108	MicroPilot Joystick* with 2 Fiber Optics, DB9 plug	\$4,482

*For 1 or 2 integrated fiber optic with joystick and single DB9 connector, select MP-1FBOS or MP-2FBOS.
 Note: MicroPilot allows for adjustable activation force from 10g to 50g for joystick activation.



Switch-It MicroSeries Proportional Light Touch Joystick Mounting Packages (Select Joystick above)

<input type="checkbox"/> NONE		No Mounting	N/A	<input type="checkbox"/> MA-MID-GAT-MS	E1028	Midline Mount (Gatlin) MicroSeries connector	\$611
<input type="checkbox"/> MA-CUSTOMOD		Personalized Mounting, Call for Quote	Call	<input type="checkbox"/> BT-MID-GAT	E1028	BulletTray hand tray, Midline Mount (Gatlin)	\$1,116
<input type="checkbox"/> MA-SA-MS	K0108	Armrest Mount, MicroSeries connector	\$443	<input type="checkbox"/> SD-MID-GAT	E1028	SpaceDisc hand tray, Midline Mount (Gatlin)	\$1,116
<input type="checkbox"/> BT-SA	E0950, K0108	BulletTray, Armrest Mount	\$694	<input type="checkbox"/> MA-BDN3S-MS	K0108	BDN3 Harness, 6" wide, MicroSeries connector	\$694
<input type="checkbox"/> SD-SA	E0950, K0108	SpaceDisc, Armrest Mount	\$694	<input type="checkbox"/> MA-BDN3L-MS	K0108	BDN3 Harness, 8" wide, MicroSeries connector	\$694
<input type="checkbox"/> MA-MID-BP-MS	E1028	Midline Mount (Bodypoint) MicroSeries connector	\$611	<input type="checkbox"/> MA-BIB-TH-MS	K0108	Bib Mount (Therapin), MicroSeries connector	\$668
<input type="checkbox"/> BT-MID-BP	E1028	BulletTray hand tray, Midline Mount (Bodypoint)	\$1,116	<input type="checkbox"/> MA-SWA-CHIN-MS-SI	E1028	S/A Chin Mount, MicroSeries clamp, 1" Ball connector	\$668
<input type="checkbox"/> SD-MID-BP	E1028	SpaceDisc hand tray, Midline Mount (Bodypoint)	\$1,116	<input type="checkbox"/> MA-SWA-CHIN-MS-WH	E1028	S/A Chin Mount, MicroSeries clamp, Whitmyer connector	\$668

Switch-It MicroSeries Proportional Light Touch Joystick Mode Switch Packages

<input type="checkbox"/> NONE		No switch, no mounting	N/A	<input type="checkbox"/> PIKO-SWA-WH	K0108, E1028	1" Single Switch, 12", rigid HDR S/A mount, Whitmyer connector	\$780
<input type="checkbox"/> MM-CUSTOMOD		Personalized Mode Switch Mount, Call for Quote	Call	<input type="checkbox"/> PIKO-FXE-SWA-SWI	K0108, E1028	1" Single Switch, 12", flexible HDR S/A mount, 1" ball connector	\$1,004
<input type="checkbox"/> ML-SWA-SWI	K0108, E1028	Micro Light switch, 12" rigid HDR S/A mount, 1" ball connector	\$668	<input type="checkbox"/> PIKO-FXE-SWA-WH	K0108, E1028	1" Single Switch, 12", flexible HDR S/A mount, Whitmyer connector	\$1,004
<input type="checkbox"/> ML-SWA-WH	K0108, E1028	Micro Light switch, 12" rigid HDR S/A mount, Whitmyer connector	\$668	<input type="checkbox"/> ES-SWA-SWI	K0108, E1028	Egg switch, 12" rigid HDR S/A mount, 1" ball connector	\$668
<input type="checkbox"/> ML-FXE-SWA-SWI	K0108, E1028	Micro Light switch, 12" flexible HDR S/A mount, 1" ball connector	\$892	<input type="checkbox"/> ES-SWA-WH	K0108, E1028	Egg switch, 12" rigid HDR S/A mount, Whitmyer connector	\$668
<input type="checkbox"/> ML-FXE-SWA-WH	K0108, E1028	Micro Light switch, 12" flexible HDR S/A mount, Whitmyer connector	\$892				
<input type="checkbox"/> PIKO-SWA-SWI	K0108, E1028	1" Single Switch, 12" rigid HDR S/A mount, 1" ball connector	\$780				

See Switches section for additional unmounted switch selections.

Switch-It Tough Joystick

Switch-It Tough Joystick			
Heavy Duty Switched Joystick			
<input type="checkbox"/> TJS-4	E2321	Tough Joystick, 4-way switched	\$2,127
<input type="checkbox"/> TJS-8	E2321	Tough Joystick, 8-way switched	\$2,127



Switch-It Tough Joystick Mounting Packages

<input type="checkbox"/> NONE		No Mounting	N/A	<input type="checkbox"/> MC-SA-TJS	K0108	Armrest mount, Tough Joystick Connector	\$555
-------------------------------	--	-------------	-----	------------------------------------	-------	---	-------

Switch-It Tough Joystick Mode Switch Options

See Switches section for unmounted switch selections. Headrest mounted mode switch options also available.

Joysticks - Continued

Switch-It VersaGuide and VersaGuide EZ Proportional Joysticks

Switch-It VersaGuide Proportional Joystick			
Versatile Proportional Compact Joystick			
<input type="checkbox"/> VG	E2328	VersaGuide Joystick Only, DB9 connector	\$1,851
<i>Note: VersaGuide requires roughly 240g of activation force for joystick displacement.</i>			
Switch-It VersaGuide EZ Proportional Joystick			
Medium Force Proportional Joystick			
<input type="checkbox"/> VG-EZ	E2328	VersaGuide EZ Joystick Only, DB9 connector	\$2,188
<i>Note: VersaGuide EZ requires roughly 120g of activation force for joystick displacement.</i>			
Flex Switches Only to mount with the Switch-It VersaGuide			
2 Flex Switches with 6" Gooseneck			
<input type="checkbox"/> VG-FLEX	K0108	Flex Switches with 6" Gooseneck Only	\$1,015
<i>Note: VG-FLEX recommended be order in combination with VG or VG-EZ</i>			



VersaGuide



VersaGuide With Flex Switches

Switch-It VersaSeries Proportional Joystick Mounting Packages (Select Joystick above)

<input type="checkbox"/> NONE		No Mounting	N/A	<input type="checkbox"/> MA-BDN3S-VG	K0108	BDN3 Harness, 6" wide, VersaSeries connector	\$780
<input type="checkbox"/> MA-CUSTOMOD		Personalized Mounting, Call for Quote	Call	<input type="checkbox"/> MA-BDN3L-VG	K0108	BDN3 Harness, 8" wide, VersaSeries connector	\$780
<input type="checkbox"/> MA-SA-VG	K0108	Armrest Mount, VersaGuide connector	\$443	<input type="checkbox"/> MA-BIB-TH-VG	K0108	Bib Mount, Therafin, VersaSeries connector	\$668
<input type="checkbox"/> MA-MID-BP-VG	E1028	Midline Mount (Bodypoint), VersaSeries connector	\$611	<input type="checkbox"/> MA-SWA-CHIN-VG-SI	E1028	S/A Chin Mount, VersaSeries clamp, 1" Ball connector	\$668
<input type="checkbox"/> MA-MID-GAT-VG	E1028	Midline Mount (Gatin), VersaSeries connector	\$611	<input type="checkbox"/> MA-SWA-CHIN-VG-WH	E1028	S/A Chin Mount, VersaSeries clamp, Whitmyer connector	\$668

Switch-It VersaGuide Proportional Joystick Mode Switch Packages

<input type="checkbox"/> NONE		No switch, no mounting	N/A	<input type="checkbox"/> PIKO-SWA-WH	K0108, E1028	1" Single Switch, 12" rigid HDR S/A mount, Whitmyer connector	\$780
<input type="checkbox"/> MM-CUSTOMOD		Personalized Mode Switch Mount, Call for Quote	Call	<input type="checkbox"/> PIKO-FXE-SWA-SWI	K0108, E1028	1" Single Switch, 12" flexible HDR S/A mount, 1" Ball connector	\$1,004
<input type="checkbox"/> ML-SWA-SWI	K0108, E1028	Micro Light switch, 12" rigid HDR S/A mount, 1" ball connector	\$668	<input type="checkbox"/> PIKO-FXE-SWA-WH	K0108, E1028	1" Single Switch, 12" flexible HDR S/A mount, Whitmyer connector	\$1,004
<input type="checkbox"/> ML-SWA-WH	K0108, E1028	Micro Light switch, 12" rigid HDR S/A mount, Whitmyer connector	\$668	<input type="checkbox"/> ES-SWA-SWI	K0108, E1028	Egg switch, 12" rigid HDR S/A mount, 1" ball connector	\$668
<input type="checkbox"/> ML-FXE-SWA-SWI	K0108, E1028	Micro Light switch, 12" flexible HDR S/A mount, 1" ball connector	\$892	<input type="checkbox"/> ES-SWA-WH	K0108, E1028	Egg switch, 12" rigid HDR S/A mount, Whitmyer connector	\$668
<input type="checkbox"/> ML-FXE-SWA-WH	K0108, E1028	Micro Light switch, 12" flexible HDR S/A mount, Whitmyer connector	\$892	See Switches section for additional unmounted switch selections.			
<input type="checkbox"/> PIKO-SWA-SWI	K0108, E1028	1" Single Switch, 12" rigid HDR S/A mount, 1" ball connector	\$780				

Head Controls

Switch-It DualPro Proportional Head Array System

Switch-It DualPro - Articulating Facial Pads	
Long (approx. 6") Lateral Pads (Shown at right)	
DualPro Proportional Head Array" with Long "Facial" Pads	
*Make specific DualPro and mounting hardware configuration selections below.	



Switch-It DualPro - Round Pads	
Round (2" diameter) Spot Pads	
DualPro Proportional Head Array" with Round "Spot" Pads	
*Make specific DualPro and mounting hardware configuration selections below.	

Switch-It DualPro and Headrest Mounting Hardware Packages

<input type="checkbox"/> DPA-SI-CON	E2328	DPA - Long Pads, 1" ball connector, back mount not included	\$5,829	<input type="checkbox"/> DPP-SI-CON	E2328	DPP - Spot Pads, 1" ball connector, back mount not included	\$5,829
<input type="checkbox"/> DPA-WH-CON	E2328	DPA - Long Pads, Whitmyer connector, back mount not included	\$5,829	<input type="checkbox"/> DPP-WH-CON	E2328	DPP - Spot Pads, Whitmyer connector, back mount not included	\$5,829
<input type="checkbox"/> DPA-SI	E2328	DPA - Long Pads, 1" ball connector, 1/2" square hardware	\$5,829	<input type="checkbox"/> DPP-SI	E2328	DPP - Spot Pads, 1" ball connector, 1/2" square hardware	\$5,829
<input type="checkbox"/> DPA-WH-AXYS	E2328	DPA - Long Pads, Whitmyer connector, Axys mount	\$5,829	<input type="checkbox"/> DPP-WH-AXYS	E2328	DPP - Spot Pads, Whitmyer connector, Axys mount	\$5,829
<input type="checkbox"/> DPA-WH-COBRA	E2328	DPA - Long Pads, Whitmyer connector, Cobra Xtra mount	\$5,829	<input type="checkbox"/> DPP-WH-COBRA	E2328	DPA - Long Pads, Whitmyer connector, Cobra Xtra mount	\$5,829
<input type="checkbox"/> DPA-WH-LINX	E2328	DPA - Long Pads, Whitmyer connector, Linx mount	\$5,829	<input type="checkbox"/> DPP-WH-LINX	E2328	DPP - Spot Pads, Whitmyer connector, Linx mount	\$5,829
<input type="checkbox"/> DPA-WH-LINX2	E2328	DPA - Long Pads, Whitmyer connector, Linx2 mount	\$5,829	<input type="checkbox"/> DPP-WH-LINX2	E2328	DPP - Spot Pads, Whitmyer connector, Linx2 mount	\$5,829

Note: Select Switch-It DualPro and Headrest Mounting Hardware Package above, then select Switch Package below.

Switch-It DualPro External Mode Switch Packages

<input type="checkbox"/> NONE		No switch, no mounting	N/A	<input type="checkbox"/> MM-CUSTOMOD		Personalized Mode Switch Mount, Call for Quote	Call
Mode Switch Mount attached to DualPro Lateral Pad Rod				Mode Switch Mount on separate Swing Sway			
<input type="checkbox"/> FSE-DP	K0108	Proximity Sensor, 12" flexible mnt, infinity connector	\$668	<input type="checkbox"/> ML-RGD-DP-SWA-SI	K0108, E1028	MicroLite switch, 12" rigid rod, swing away connector	\$724
<input type="checkbox"/> ML-RGD-DP	K0108, E1028	MicroLite switch, 12" rigid rod, infinity connector	\$505	<input type="checkbox"/> ML-RGD-DP-SWA-WH	K0108, E1028	MicroLite switch, 12" rigid rod, swing away connector	\$724
<input type="checkbox"/> ML-FXE-DP	K0108, E1028	MicroLite switch, 12" flexible mount, infinity connector	\$505	<input type="checkbox"/> PIKO-RGD-DP-SWA-SI	K0108, E1028	1" Single Switch, 12" rigid rod, swing away connector	\$836
<input type="checkbox"/> PIKO-RGD-DP	K0108, E1028	1" Single Switch, 12" rigid rod, infinity connector	\$617	<input type="checkbox"/> PIKO-RGD-DP-SWA-WH	K0108, E1028	1" Single Switch, 12" rigid rod, swing away connector	\$836
<input type="checkbox"/> PIKO-FXE-DP	K0108, E1028	1" Single Switch, 12" flexible mount, infinity connector	\$617	<input type="checkbox"/> ES-RGD-DP-SWA-SI	K0108, E1028	Egg switch, 12" rigid rod, swing away connector	\$780
<input type="checkbox"/> ES-RGD-DP	K0108, E1028	Egg switch, 12" rigid rod, infinity connector	\$555	<input type="checkbox"/> ES-RGD-DP-SWA-WH	K0108, E1028	Egg switch, 12" rigid rod, swing away connector	\$780



Proximity Sensor, 12" flexible mount, infinity connector



1" Single Switch, 12" rigid rod, infinity connector



Egg switch, 12" rigid rod, Separate swing away connector

Head Controls - Continued

Switch-It DualPro with Built-In Mode Switch and Headrest Mounting Hardware Packages (not available on DualPro with "Spot" Pads)

One (1) Built-in Dedicated Switch for Mode - choose Left or Right

<input type="checkbox"/>	DPA-M1L-SI-CON	E2328	DPA - Mode Outer Left, 1" ball connector, back mount not included	\$6,115
<input type="checkbox"/>	DPA-M1L-WH-CON	E2328	DPA - Mode Outer Left, Whitmyer connector, back mount not included	\$6,115
<input type="checkbox"/>	DPA-M1L-SI	E2328	DPA - Mode Outer Left, 1" ball connector, 1/2" square hardware	\$6,115
<input type="checkbox"/>	DPA-M1L-WH-AXYS	E2328	DPA - Mode Outer Left, Whitmyer connector, Axys mount	\$6,115
<input type="checkbox"/>	DPA-M1L-WH-COBRA	E2328	DPA - Mode Outer Left, Whitmyer connector, Cobra Xtra mount	\$6,115
<input type="checkbox"/>	DPA-M1L-WH-LINX	E2328	DPA - Mode Outer Left, Whitmyer connector, Linx mount	\$6,115
<input type="checkbox"/>	DPA-M1L-WH-LINX2	E2328	DPA - Mode Outer Left, Whitmyer connector, Linx2 mount	\$6,115
<input type="checkbox"/>	DPA-M1R-SI-CON	E2328	DPA - Mode Outer Right, 1" ball connector, back mount not included	\$6,115
<input type="checkbox"/>	DPA-M1R-WH-CON	E2328	DPA - Mode Outer Right, Whitmyer connector, back mount not included	\$6,115
<input type="checkbox"/>	DPA-M1R-SI	E2328	DPA - Mode Outer Right, 1" ball connector, 1/2" square hardware	\$6,115
<input type="checkbox"/>	DPA-M1R-WH-AXYS	E2328	DPA - Mode Outer Right, Whitmyer connector, Axys mount	\$6,115
<input type="checkbox"/>	DPA-M1R-WH-COBRA	E2328	DPA - Mode Outer Right, Whitmyer connector, Cobra Xtra mount	\$6,115
<input type="checkbox"/>	DPA-M1R-WH-LINX	E2328	DPA - Mode Outer Right, Whitmyer connector, Linx mount	\$6,115
<input type="checkbox"/>	DPA-M1R-WH-LINX2	E2328	DPA - Mode Outer Right, Whitmyer connector, Linx2 mount	\$6,115

Two (2) Built-in Dedicated Switches for Mode and On/Off

Default is Mode on Right, Reverse on Left				
<input type="checkbox"/>	DPA-M2-SI-CON	E2328	DPA - Mode & On/Off, 1" ball connector, back mount not included	\$6,166
<input type="checkbox"/>	DPA-M2-WH-CON	E2328	DPA - Mode & On/Off, Whitmyer connector, back mount not included	\$6,166
<input type="checkbox"/>	DPA-M2-SI	E2328	DPA - Mode & On/Off, 1" ball connector, 1/2" square hardware	\$6,166
<input type="checkbox"/>	DPA-M2-WH-AXYS	E2328	DPA - Mode & On/Off, Whitmyer connector, Axys mount	\$6,166
<input type="checkbox"/>	DPA-M2-WH-COBRA	E2328	DPA - Mode & On/Off, Whitmyer connector, Cobra Xtra mount	\$6,166
<input type="checkbox"/>	DPA-M2-WH-LINX	E2328	DPA - Mode & On/Off, Whitmyer connector, Linx mount	\$6,166
<input type="checkbox"/>	DPA-M2-WH-LINX2	E2328	DPA - Mode & On/Off, Whitmyer connector, Linx mount	\$6,166

Switch-It Switched Head Array Systems and Headrest Mounting Hardware Packages

3-Switch Head Array Systems - Short-Straight Wings (-SS)

<input type="checkbox"/>	HDR3-SS-M2-SI-CON	E2330	3-Switch HDR, SS, Two 1/8" Mono, 1" ball conn., back mount not included	\$4,483
<input type="checkbox"/>	HDR3-SS-M2-SI	E2330	3-Switch HDR, SS, Two 1/8" Mono, 1/2" square back hardware	\$4,483
<input type="checkbox"/>	HDR3-SS-M2-WH-CON	E2330	3-Switch HDR, SS, Two 1/8" Mono, Whit conn., back mount not included	\$4,483
<input type="checkbox"/>	HDR3-SS-M2-WH-AXYS	E2330	3-Switch HDR, SS, Two 1/8" Mono, Whitmyer connector, Axys mount	\$4,483
<input type="checkbox"/>	HDR3-SS-M2-WH-COBRA	E2330	3-Switch HDR, SS, Two 1/8" Mono, Whitmyer connector, Cobra Xtra mount	\$4,483
<input type="checkbox"/>	HDR3-SS-M2-WH-LINX	E2330	3-Switch HDR, SS, Two 1/8" Mono, Whitmyer connector, Linx mount	\$4,483
<input type="checkbox"/>	HDR3-SS-M2-WH-LINX2	E2330	3-Switch HDR, SC, Two 1/8" Mono, Whitmyer connector, Linx2 mount	\$4,483

3-Switch Head Array Systems - Short-Curved Wings (-SC)

<input type="checkbox"/>	HDR3-SC-M2-SI-CON	E2330	3-Switch HDR, SC, Two 1/8" Mono, 1" ball conn., back mount not included	\$4,483
<input type="checkbox"/>	HDR3-SC-M2-WH-CON	E2330	3-Switch HDR, SC, Two 1/8" Mono, Whit conn., back mount not included	\$4,483
<input type="checkbox"/>	HDR3-SC-M2-WH-AXYS	E2330	3-Switch HDR, SC, Two 1/8" Mono, Whitmyer connector, Axys mount	\$4,483
<input type="checkbox"/>	HDR3-SC-M2-WH-COBRA	E2330	3-Switch HDR, SC, Two 1/8" Mono, Whitmyer connector, Cobra Xtra mount	\$4,483
<input type="checkbox"/>	HDR3-SC-M2-WH-LINX	E2330	3-Switch HDR, SC, Two 1/8" Mono, Whitmyer connector, Linx mount	\$4,483
<input type="checkbox"/>	HDR3-SC-M2-WH-LINX2	E2330	3-Switch HDR, SC, Two 1/8" Mono, Whitmyer connector, Linx2 mount	\$4,483

3-Switch Head Array Systems - Long-Straight Wings (-LS)

<input type="checkbox"/>	HDR3-LS-M2-SI-CON	E2330	3-Switch HDR, LS, Two 1/8" Mono, 1" ball conn., back mount not included	\$4,483
<input type="checkbox"/>	HDR3-LS-M2-SI	E2330	3-Switch HDR, LS, Two 1/8" Mono, 1/2" square back hardware	\$4,483
<input type="checkbox"/>	HDR3-LS-M2-WH-CON	E2330	3-Switch HDR, LS, Two 1/8" Mono, Whit conn., back mount not included	\$4,483
<input type="checkbox"/>	HDR3-LS-M2-WH-AXYS	E2330	3-Switch HDR, LS, Two 1/8" Mono, Whitmyer connector, Axys mount	\$4,483
<input type="checkbox"/>	HDR3-LS-M2-WH-COBRA	E2330	3-Switch HDR, LS, Two 1/8" Mono, Whitmyer connector, Cobra Xtra mount	\$4,483
<input type="checkbox"/>	HDR3-LS-M2-WH-LINX	E2330	3-Switch HDR, LS, Two 1/8" Mono, Whitmyer connector, Linx mount	\$4,483
<input type="checkbox"/>	HDR3-LS-M2-WH-LINX2	E2330	3-Switch HDR, LC, Two 1/8" Mono, Whitmyer connector, Linx2 mount	\$4,483

3-Switch Head Array Systems - Long-Curved Wings (-LC)

<input type="checkbox"/>	HDR3-LC-M2-SI-CON	E2330	3-Switch HDR, LC, Two 1/8" Mono, 1" ball conn., back mount not included	\$4,483
<input type="checkbox"/>	HDR3-LC-M2-WH-CON	E2330	3-Switch HDR, LC, Two 1/8" Mono, Whit conn., back mount not included	\$4,483
<input type="checkbox"/>	HDR3-LC-M2-WH-AXYS	E2330	3-Switch HDR, LC, Two 1/8" Mono, Whitmyer connector, Axys mount	\$4,483
<input type="checkbox"/>	HDR3-LC-M2-WH-COBRA	E2330	3-Switch HDR, LC, Two 1/8" Mono, Whitmyer connector, Cobra Xtra mount	\$4,483
<input type="checkbox"/>	HDR3-LC-M2-WH-LINX	E2330	3-Switch HDR, LC, Two 1/8" Mono, Whitmyer connector, Linx mount	\$4,483
<input type="checkbox"/>	HDR3-LC-M2-WH-LINX2	E2330	3-Switch HDR, LC, Two 1/8" Mono, Whitmyer connector, Linx2 mount	\$4,483


Sip 'N Puff Combo Systems

<input type="checkbox"/>	HDR-S&P-LC-SI-CON	E2330	Combo S&P HDR, LC, 1" ball conn, mnt not included	\$5,095
<input type="checkbox"/>	HDR-S&P-LC-SI	E2330	Combo S&P HDR, LC, 1/2" square back hardware	\$5,095
<input type="checkbox"/>	HDR-S&P-LC-WH-CON	E2330	Combo S&P HDR, LC, Whit conn., mnt not included	\$5,095
<input type="checkbox"/>	HDR-S&P-LC-WH-AXYS	E2330	Combo S&P HDR, LC, Whit conn., Axys mount	\$5,095
<input type="checkbox"/>	HDR-S&P-LC-WH-COBRA	E2330	Combo S&P HDR, LC, Whit conn., Cobra Xtra mnt	\$5,095
<input type="checkbox"/>	HDR-S&P-LC-WH-LINX	E2330	Combo S&P HDR, LC, Whit conn., Linx mount	\$5,095
<input type="checkbox"/>	HDR-S&P-LC-WH-LINX2	E2330	Combo S&P HDR, LC, Whit conn., Linx2 mount	\$5,095



4-Switch Head Array Systems - Long-Straight Wings (-LS) only

<input type="checkbox"/>	HDR4-LS-M1L-SI-CON	E2330	4-Switch HDR, LS, Mode Outer Left, 1" ball conn., back mount not included	\$4,687
<input type="checkbox"/>	HDR4-LS-M1L-SI	E2330	4-Switch HDR, LS, Mode Outer Left, 1/2" square back hardware	\$4,687
<input type="checkbox"/>	HDR4-LS-M1L-WH-CON	E2330	4-Switch HDR, LS, Mode Outer Left, Whit conn., back mount not included	\$4,687
<input type="checkbox"/>	HDR4-LS-M1L-WH-AXYS	E2330	4-Switch HDR, LS, Mode Outer Left, Whit conn., Axys mount	\$4,687
<input type="checkbox"/>	HDR4-LS-M1L-WH-COBRA	E2330	4-Switch HDR, LS, Mode Outer Left, Whit conn., Cobra Xtra mount	\$4,687
<input type="checkbox"/>	HDR4-LS-M1L-WH-LINX	E2330	4-Switch HDR, LS, Mode Outer Left, Whit conn., Linx mount	\$4,687
<input type="checkbox"/>	HDR4-LS-M1L-WH-LINX2	E2330	4-Switch HDR, LS, Mode Outer Left, Whit conn., Linx2 mount	\$4,687
<input type="checkbox"/>	HDR4-LS-M1R-SI-CON	E2330	4-Switch HDR, LS, Mode Outer Right, 1" ball conn., back mount not included	\$4,687
<input type="checkbox"/>	HDR4-LS-M1R-SI	E2330	4-Switch HDR, LS, Mode Outer Right, 1/2" square back hardware	\$4,687
<input type="checkbox"/>	HDR4-LS-M1R-WH-CON	E2330	4-Switch HDR, LS, Mode Outer Right, Whit conn., back mount not included	\$4,687
<input type="checkbox"/>	HDR4-LS-M1R-WH-AXYS	E2330	4-Switch HDR, LS, Mode Outer Right, Whit conn., Axys mount	\$4,687
<input type="checkbox"/>	HDR4-LS-M1R-WH-COBRA	E2330	4-Switch HDR, LS, Mode Outer Right, Whit conn., Cobra Xtra mount	\$4,687
<input type="checkbox"/>	HDR4-LS-M1R-WH-LINX	E2330	4-Switch HDR, LS, Mode Outer Right, Whit conn., Linx mount	\$4,687
<input type="checkbox"/>	HDR4-LS-M1R-WH-LINX2	E2330	4-Switch HDR, LS, Mode Outer Right, Whit conn., Linx2 mount	\$4,687



Note: Select Switch-It Switched Head Array Systems and then select Headrest Mounting Hardware Packages and Switch Package on next page.

Head Controls - Continued

Switch-It Switched Head Array Systems and Headrest Mounting Hardware Packages Cont.

5-Switch Head Array Systems - Long-Straight Wings (-LS) only				5-Switch Head Array Systems - Long-Straight Wings (-LS) only					
<input type="checkbox"/>	HDR5-LS-RL-SI-CON	E2330	5-Switch HDR, LS, Rev Lft, Mode Rgt, 1" ball conn., back mount not included	\$4,820	<input type="checkbox"/>	HDR5-LS-RR-WH-LINX	E2330	5-Switch HDR, LS, Rev Rgt, Mode Lft, Whit conn., Linx mount	\$4,820
<input type="checkbox"/>	HDR5-LS-RL-SI	E2330	5-Switch HDR, LS, Rev Lft, Mode Rgt, 1/2" square back hardware	\$4,820	<input type="checkbox"/>	HDR5-LS-RR-WH-LINX2	E2330	5-Switch HDR, LS, Rev Rgt, Mode Lft, Whit conn., Linx2 mount	\$4,820
<input type="checkbox"/>	HDR5-LS-RL-WH-CON	E2330	5-Switch HDR, LS, Rev Lft, Mode Rgt, Whit conn., back mount not included	\$4,820	<input type="checkbox"/>	HDR5-LS-RR-WH-COBRA	E2330	5-Switch HDR, LS, Rev Rgt, Mode Lft, Whit conn., Cobra Xtra mount	\$4,820
<input type="checkbox"/>	HDR5-LS-RL-WH-AXYS	E2330	5-Switch HDR, LS, Rev Lft, Mode Rgt, Whit conn., Axys mount	\$4,820	5-Switch Flex Array System				
<input type="checkbox"/>	HDR5-LS-RL-WH-COBRA	E2330	5-Switch HDR, LS, Rev Lft, Mode Rgt, Whit conn., Cobra Xtra mount	\$4,820	<input type="checkbox"/>	HDR5-FA-LS-SI-CON	E2330	5-Switch Flex Array w/ QD, LS, 1" ball conn., back mount not included	\$6,166
<input type="checkbox"/>	HDR5-LS-RL-WH-LINX	E2330	5-Switch HDR, LS, Rev Lft, Mode Rgt, Whit conn., Linx mount	\$4,820	<input type="checkbox"/>	HDR5-FA-LS-SI	E2330	5-Switch Flex Array w/ QD, LS, 1/2" square back hardware	\$6,166
<input type="checkbox"/>	HDR5-LS-RL-WH-LINX2	E2330	5-Switch HDR, LS, Rev Lft, Mode Rgt, Whit conn., Linx2 mount	\$4,820	<input type="checkbox"/>	HDR5-FA-LS-WH-CON	E2330	5-Switch Flex Array w/ QD, LS, Whit conn., back mount not included	\$6,166
<input type="checkbox"/>	HDR5-LS-RR-SI-CON	E2330	5-Switch HDR, LS, Rev Rgt, Mode Lft, 1" ball conn., back mount not included	\$4,820	<input type="checkbox"/>	HDR5-FA-LS-WH-AXYS	E2330	5-Switch Flex Array w/ QD, LS, Whit conn., Axys mount	\$6,166
<input type="checkbox"/>	HDR5-LS-RR-SI	E2330	5-Switch HDR, LS, Rev Rgt, Mode Lft, 1/2" square back hardware	\$4,820	<input type="checkbox"/>	HDR5-FA-LS-WH-COBRA	E2330	5-Switch Flex Array w/ QD, LS, Whit conn., Cobra Xtra mount	\$6,166
<input type="checkbox"/>	HDR5-LS-RR-WH-CON	E2330	5-Switch HDR, LS, Rev Rgt, Mode Lft, Whit conn., back mount not included	\$4,820	<input type="checkbox"/>	HDR5-FA-LS-WH-LINX	E2330	5-Switch Flex Array w/ QD, LS, Whit conn., Linx mount	\$6,166
<input type="checkbox"/>	HDR5-LS-RR-WH-AXYS	E2330	5-Switch HDR, LS, Rev Rgt, Mode Lft, Whit conn., Axys mount	\$4,820	<input type="checkbox"/>	HDR5-FA-LS-WH-LINX2	E2330	5-Switch Flex Array w/ QD, LS, Whit conn., Linx mount	\$6,166

Note: Select Switch-It Switched Head Array Systems and Headrest Mounting Hardware Packages above, then select Switch Package below.

Switch-It Switched Head Array Systems Mode Switch Packages									
<input type="checkbox"/>	NONE	No switch, no mounting	N/A	<input type="checkbox"/>	MM-CUSTOMOD	Personalized Mode Switch Mount, Call for Quote	Call		
Mode Switches on Swing Away									
<input type="checkbox"/>	NONE	No switch, no mounting	N/A	<input type="checkbox"/>	PIKO-SWA-WH	K0108, E1028	1" Single Switch, 12" rigid HDR S/A mount, Whitmyer connector	\$780	
<input type="checkbox"/>	MM-CUSTOMOD	Personalized Mode Switch Mount, Call for Quote	Call	<input type="checkbox"/>	PIKO-FXE-SWA-SWI	K0108, E1028	1" Single Switch, 12" flexible HDR S/A mount, 1" Ball connector	\$1,004	
<input type="checkbox"/>	ML-SWA-SWI	K0108, E1028	Micro Light switch, 12" rigid HDR S/A mount, 1" ball connector	\$668	<input type="checkbox"/>	PIKO-FXE-SWA-WH	K0108, E1028	1" Single Switch, 12" flexible HDR S/A mount, Whitmyer connector	\$1,004
<input type="checkbox"/>	ML-SWA-WH	K0108, E1028	Micro Light switch, 12" rigid HDR S/A mount, Whitmyer connector	\$668	<input type="checkbox"/>	ES-SWA-SWI	K0108, E1028	Egg switch, 12" rigid HDR S/A mount, 1" ball connector	\$668
<input type="checkbox"/>	ML-FXE-SWA-SWI	K0108, E1028	Micro Light switch, 12" flexible HDR S/A mount, 1" ball connector	\$892	<input type="checkbox"/>	ES-SWA-WH	K0108, E1028	Egg switch, 12" rigid HDR S/A mount, Whitmyer connector	\$668
<input type="checkbox"/>	ML-FXE-SWA-WH	K0108, E1028	Micro Light switch, 12" flexible HDR S/A mount, Whitmyer connector	\$892	See Switches section for additional unmounted switch selections.				
<input type="checkbox"/>	PIKO-SWA-SWI	K0108, E1028	1" Single Switch, 12" rigid HDR S/A mount, 1" ball connector	\$780					

Switch-It RIM Proportional Head Control

Switch-It RIM Control			
Proportional Driving - Single Pad			
<input type="checkbox"/>	RIM-WOM	E2328	RIM Proportional Head Control w/o mnt Hardware
*Make specific RIM and mounting hardware configuration selections below.			



Switch-It RIM Control Mounting Hardware Packages									
<input type="checkbox"/>	RIM-SI-CON	E2328	RIM - 1" ball connector, back mount not included	\$6,115	<input type="checkbox"/>	RIM-WH-COBRA	E2328	RIM - Whitmyer connector, Cobra Xtra mount	\$6,115
<input type="checkbox"/>	RIM-WH-CON	E2328	RIM - Whitmyer connector, back mount not included	\$6,115	<input type="checkbox"/>	RIM-WH-LINX	E2328	RIM - Whitmyer connector, Linx mnt, Quick release	\$6,115
<input type="checkbox"/>	RIM-SI	E2328	RIM - 1" ball connector, 1/2" square hardware	\$6,115	<input type="checkbox"/>	RIM-WH-LINX2	E2328	RIM - Whitmyer connector, Linx2 mnt, Quick release	\$6,115
<input type="checkbox"/>	RIM-WH-AXYS	E2328	RIM - Whitmyer connector, Axys mount	\$6,115					

RIM Proportional Head Control Mode Switch and Mode Switch Mounting Option (one from A and B required)									
<input type="checkbox"/>	ML-RGD-RIM-SWA-SI	K0108, E1028	Micro Light switch, 16" rigid rod, swing away for 1" ball	\$668	<input type="checkbox"/>	PIKO-RGD-RIM-SWA-WH	K0108, E1028	1" Single Switch, 16" rigid rod, Whitmyer swing away	\$780
<input type="checkbox"/>	ML-RGD-RIM-SWA-WH	K0108, E1028	Micro Light switch, 16" rigid rod, Whitmyer swing away	\$668	<input type="checkbox"/>	ES-RGD-RIM-SWA-SI	K0108, E1028	Egg switch, 16" rigid rod, swing away for 1" ball	\$611
<input type="checkbox"/>	PIKO-RGD-RIM-SWA-SI	K0108, E1028	1" Single Switch, 16" rigid rod, swing away for 1" ball	\$780	<input type="checkbox"/>	ES-RGD-RIM-SWA-WH	K0108, E1028	Egg switch, 16" rigid rod, swing away connector	\$611

Other Drive Controls

Switch-It Alternative Proportional Drive Controls

Switch-It TouchDrive 2

Touch Screen Drive Controller			
<input type="checkbox"/> TD2	K0108	TouchDrive 2, DB9 connector	\$3,922
Switch-It TouchDrive 2 Mounting Packages			
<input type="checkbox"/> NONE		No Mounting	N/A
<input type="checkbox"/> MA-SA-TD2	K0108	Armrest Mount, TouchDrive 2 connector	\$443
<input type="checkbox"/> MA-MID-BP-TD2	E1028	Midline Mount (Bodypoint), TouchDrive 2 connector	\$611
<input type="checkbox"/> MA-MID-GAT-TD2	E1028	Midline Mount (Gatlin), TouchDrive 2 connector	\$611



See Switches section for additional unmounted switch selections. Headrest mounted mode switch options also available.

Switch-It Joystick in a Can - Arm and Foot Control

Switch-It Joystick in a Can

Versatile and Durable			
<input type="checkbox"/> JSC	E2373	Joystick Only	\$893



Joystick in a Can

Switch-It Joystick in a Can Mounting Options

<input type="checkbox"/> NONE		No Mounting	N/A
<input type="checkbox"/> MA-CUSTOMOD		Personalized Mounting, Call for Quote	Call
<input type="checkbox"/> MA-SA-JSC	K0108	Armrest mount, Joystick in a Can connector	\$444
<input type="checkbox"/> MA-MID-JSC	E1028	Midline Mount (Bodypoint), Joystick in a Can connector	\$893
<input type="checkbox"/> MA-AC-JSC	E1028	Arm Control Mounting Hardware, Large	\$1,117
<input type="checkbox"/> MA-FC-MED-JSC	E1028	Foot Control Mounting Hardware, Medium	\$1,428
<input type="checkbox"/> MA-FC-LG-JSC	E1028	Foot Control Mounting Hardware, Large	\$1,428



Foot Control Hardware



Arm Control Hardware

Switch-It Joystick in a Can Mode Switch Options

See Switches section for unmounted switch selections. Headrest mounted mode switch options also available.

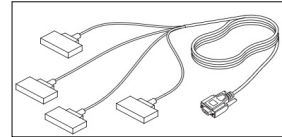
Switch-It Switched Driving Systems

Switch-It Zero Touch Sensor System


Four switch or Five Switch Systems			
<input type="checkbox"/> 4NKS	K0108	Four Zero Touch Sensor System, DB9 connector	\$3,585
<input type="checkbox"/> 5NKS	K0108	Five Zero Touch Sensor System, DB9 connector	\$4,075

Fiber Optic System

Four or Five System			
<input type="checkbox"/> 4FBOS-S	K0108	Four Fiber Optic System, DB9 connector	\$4,075
<input type="checkbox"/> 5FBOS-S	K0108	Five Fiber Optic System, DB9 connector	\$4,707



4 Zero Touch Sensor System



4 Fiber Optic System

Switch-It Switched Driving Systems Mounting Options

<input type="checkbox"/> 245458	E0950	Lap Tray - Clear Lexan, 23-1/2"W x 22"D, 13" x 8" BC	\$765	<input type="checkbox"/> 244578	E0950	Gatlin Partial Eclipse Tray	\$224
---------------------------------	-------	--	-------	---------------------------------	-------	-----------------------------	-------

Switch-It Interfaces

Dynamic Controls Dongle				Switch Interface Boxes			
<input type="checkbox"/> DXD	K0108	Interface Only, BUS connection	\$954	<input type="checkbox"/> SJX2	K0108	Mode and On/Off, select mechanical or electronic switches, DB9	\$668
				<input type="checkbox"/> SJX6	K0108	Driving, mode, On/Off, select mechanical or electronic switches, DB9	\$1,831

Switch-It Cool Cube - Preset Packages

Cool Cube - Proximity/Proportional Switched System				
<input type="checkbox"/>	CCB-4PS	E2328	Cool Cube w/ DB9 connector for Prox / Prop driving Includes 4 Pro Spot Proportional Switches (1 Red, 1 Blue, 1 Green, & 1 Yellow) (Note: Requires Omni for operation)	\$5,355
<input type="checkbox"/>	CCB-5PS	E2328	Cool Cube w/ DB9 connector for Prox / Prop driving Includes 5 Pro Spot Proportional Switches (1 Red, 1 Blue, 1 Green, 1 Orange, & 1 Yellow) (Note: Requires Omni for operation)	\$5,763

Cool Cube - With Zero Touch Sensors				
<input type="checkbox"/>	CCB-4ZTS	K0108	Cool Cube w/ DB9 connector for Proximity driving Includes 4 Zero Touch Sensors (Note: Requires Omni for operation)	\$3,789
<input type="checkbox"/>	CCB-5ZTS	K0108	Cool Cube w/ DB9 connector for Proximity driving Includes 5 Zero Touch Sensors (Note: Requires Omni for operation)	\$4,197

Note: If on/off and/or mode functionality is desired to be controlled via the Cool Cube, a single switch or switches must be selected from the list below.

Switch-It Cool Cube - Personalized Packages

Cool Cube - Proximity/Proportional Driving System				
<input type="checkbox"/>	CCB	E2328	Cool Cube with DB9 connector for Proximity / Proportional driving. Note: Pro Spot Proportional Switch's are required if proportional driving is desired and must be selected below. Note: If non-proportional driving is desired, single switches can be selected in-lieu of the Pro Spot switches from the full list below. Note: Requires Omni for operation.	\$3,539

Note: If on/off and/or mode functionality is desired to be controlled via the Cool Cube, a single switch or switches must be selected from the list below.

Pro Spot - Proportional Switch's				
<input type="checkbox"/>	PROSP-R	K0108	Pro Spot Proportional Switch - Red Qty: <input type="text"/> X	\$454
<input type="checkbox"/>	PROSP-G	K0108	Pro Spot Proportional Switch - Green Qty: <input type="text"/> X	\$454
<input type="checkbox"/>	PROSP-B	K0108	Pro Spot Proportional Switch - Blue Qty: <input type="text"/> X	\$454
<input type="checkbox"/>	PROSP-Y	K0108	Pro Spot Proportional Switch - Yellow Qty: <input type="text"/> X	\$454
<input type="checkbox"/>	PROSP-O	K0108	Pro Spot Proportional Switch - Orange Qty: <input type="text"/> X	\$454



Switches

Single Switches (1/8" monoplug output unless otherwise stated)

2.5" Single Switch Button			
<input type="checkbox"/>	244505	K0108	2.5" Single Switch, Black Qty: <input type="text"/> X \$168
<input type="checkbox"/>	244025	K0108	2.5" Single Switch, Green Qty: <input type="text"/> X \$168
<input type="checkbox"/>	244504	K0108	2.5" Single Switch, Red Qty: <input type="text"/> X \$168
<input type="checkbox"/>	244506	K0108	2.5" Single Switch, Blue Qty: <input type="text"/> X \$168
<input type="checkbox"/>	244507	K0108	2.5" Single Switch, Yellow Qty: <input type="text"/> X \$168



1" Single Switch			
<input type="checkbox"/>	244027	K0108	1" Single Switch - Black Qty: <input type="text"/> X \$281
<input type="checkbox"/>	247620	K0108	1" Single Switch - Blue Qty: <input type="text"/> X \$281
<input type="checkbox"/>	247619	K0108	1" Single Switch - Green Qty: <input type="text"/> X \$281
<input type="checkbox"/>	247617	K0108	1" Single Switch - Red Qty: <input type="text"/> X \$281
<input type="checkbox"/>	247621	K0108	1" Single Switch - Orange Qty: <input type="text"/> X \$281
<input type="checkbox"/>	247618	K0108	1" Single Switch - Yellow Qty: <input type="text"/> X \$281



Egg Switch			
<input type="checkbox"/>	244026	K0108	Egg Switch, Black Qty: <input type="text"/> X \$102
<input type="checkbox"/>	244557	K0108	Egg Switch, Blue Qty: <input type="text"/> X \$102
<input type="checkbox"/>	244558	K0108	Egg Switch, Red Qty: <input type="text"/> X \$102
<input type="checkbox"/>	244559	K0108	Egg Switch, Green Qty: <input type="text"/> X \$102
<input type="checkbox"/>	244560	K0108	Egg Switch, Yellow Qty: <input type="text"/> X \$102



Spec Switch			
<input type="checkbox"/>	244030	K0108	Spec Switch, Green Qty: <input type="text"/> X \$143
<input type="checkbox"/>	244499	K0108	Spec Switch, Blue Qty: <input type="text"/> X \$143
<input type="checkbox"/>	244501	K0108	Spec Switch, Yellow Qty: <input type="text"/> X \$143
<input type="checkbox"/>	244502	K0108	Spec Switch, Black Qty: <input type="text"/> X \$143
<input type="checkbox"/>	244503	K0108	Spec Switch, Red Qty: <input type="text"/> X \$143



Mini Button - Single Switch			
<input type="checkbox"/>	MB-1-BLU	K0108	Mini Button Switch-BLUE Qty: <input type="text"/> X \$107
<input type="checkbox"/>	MB-1-GRN	K0108	Mini Button Switch-GREEN Qty: <input type="text"/> X \$107
<input type="checkbox"/>	MB-1-RED	K0108	Mini Button Switch-RED Qty: <input type="text"/> X \$107



Flex Switch			
<input type="checkbox"/>	FS	K0108	Flex Switch*, Proximity Sensor on 6" gooseneck, stereo plug output Qty: <input type="text"/> X \$189
<input type="checkbox"/>	FSE	K0108	Flex Switch*, Proximity Sensor on 12" gooseneck, stereo plug output Qty: <input type="text"/> X \$219



*Works with VG, VG-EZ, DP-A, DP-P, SJX2, SJX6, or MJX5 only.

Twister Switch			
<input type="checkbox"/>	6003579	K0108	Twister Switch - Black Qty: <input type="text"/> X \$400
<input type="checkbox"/>	6003580	K0108	Twister Switch - Red Qty: <input type="text"/> X \$400
<input type="checkbox"/>	6003581	K0108	Twister Switch - Green Qty: <input type="text"/> X \$400



Micro Light Switch			
<input type="checkbox"/>	244028	K0108	Micro Light Qty: <input type="text"/> X \$209



Fiber Optic Switch			
<input type="checkbox"/>	1FBOS-S	K0108	Fiber Optic (straight), DB9 connector Qty: <input type="text"/> X \$893



Zero Touch Proximity Sensor			
<input type="checkbox"/>	ZTS-P	K0108	Zero Touch Proximity Sensor Qty: <input type="text"/> X \$607



Uni-Wob Switch			
<input type="checkbox"/>	LLS	K0108	Uni-Wob Long Lever Switch Qty: <input type="text"/> X \$219



Switches - Continued

Multi-Function Switches

Dual Switch Selections

<input type="checkbox"/> MB-2-M	K0108	Two Mini Button Switches-RED & GREEN, dual 1/8" mono jack output	\$245
<input type="checkbox"/> MB-2-S	K0108	Two Mini Button Switches-RED & GREEN, single 1/8" stereo jack output	\$245



Quad Switch Selections

<input type="checkbox"/> MB-4-IL	K0108	Mini 4 Button - Inline Enclosure, DB9 connector	\$505
----------------------------------	-------	---	-------



P&G Seat Controllers

<input type="checkbox"/> CTRL+5 S-P	K0108	Ctrl+5 Seat Function-Push Button DB9 connector	\$1,275
<input type="checkbox"/> CTRL+5 S-T	K0108	Ctrl+5 Seat Function-Toggles DB9 connector	\$1,275
<input type="checkbox"/> 158709	K0108	Ctrl+5 Seat Function-Push Button Rnet connector	\$1,275
<input type="checkbox"/> 158708	K0108	Ctrl+5 Seat Function-Toggles Rnet connector	\$1,275



Ctrl+5®, Push Button

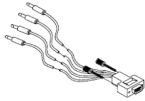


Ctrl+5®, Toggle

Cable Assemblies

Switch Output Cable Assembly

<input type="checkbox"/>	139025	K0108	Switch Output Cable Assm - DB9 to 4 Male Mono	\$114
--------------------------	--------	-------	---	-------



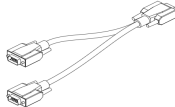
DB9 Extension Cable

<input type="checkbox"/>	139026	K0108	DB9 Extension Cable	\$77
--------------------------	--------	-------	---------------------	------



DB9 Split Cable

<input type="checkbox"/>	244569	K0108	DB9 Split Cable - 1 Female X 2 Male	\$84
--------------------------	--------	-------	-------------------------------------	------



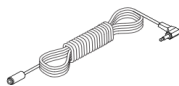
Mono Cable Male to Female

<input type="checkbox"/>	244022	K0108	Mono Cable Male - to Female - 6"	\$16
--------------------------	--------	-------	----------------------------------	------



Stereo Cable Extension 90°

<input type="checkbox"/>	244361	K0108	Stereo Cable Extension 90° Male to Female	\$27
--------------------------	--------	-------	---	------



Stereo Cable Extension 90°

<input type="checkbox"/>	243795	K0108	Stereo Cable Extension Male to Female	\$27
--------------------------	--------	-------	---------------------------------------	------



Switch-It Safety Devices

Switch-It Caution Alert - Obstacle Detection System

<input type="checkbox"/> CLERT-2	K0108	Two Sensors, DB9 connector	\$2,239
<input type="checkbox"/> CLERT-4	K0108	Four Sensors, DB9 connector	\$2,800

Note: Each sensor detection range can be adjusted from 6" to 15"



Switch-It Remote Stop Switch

<input type="checkbox"/> RSS-XLR	K0108	Remote Stop®, battery charger port connector	\$954
<input type="checkbox"/> RSS-MR	K0108	Remote Stop®, ring connectors to battery terminals	\$954
<input type="checkbox"/> RSS-OBC	K0108	Remote Stop®, OBC connector	\$1,107

Note: RSS-XLR version requires Omni or Enhanced Display power cycle after remote button is pushed and chair is inhibited.



OptiStop

<input type="checkbox"/> OS	K0108	Fiber Optic Stop, DB9 connector	\$816
<input type="checkbox"/> OS-SP	E2325	Fiber Optic Stop w/ Sip 'N Puff Mounting Hardware, DB9 connector	\$1,984



Sunrise Medical (US) LLC
2842 Business Park Ave. · Fresno, CA 93727 · USA