



ORDER FORM

To see QUICKIE Power Options or Accessories, scan here or visit:
<https://www.sunrisemedical.com/power-wheelchair-options-accessories>



Q700M

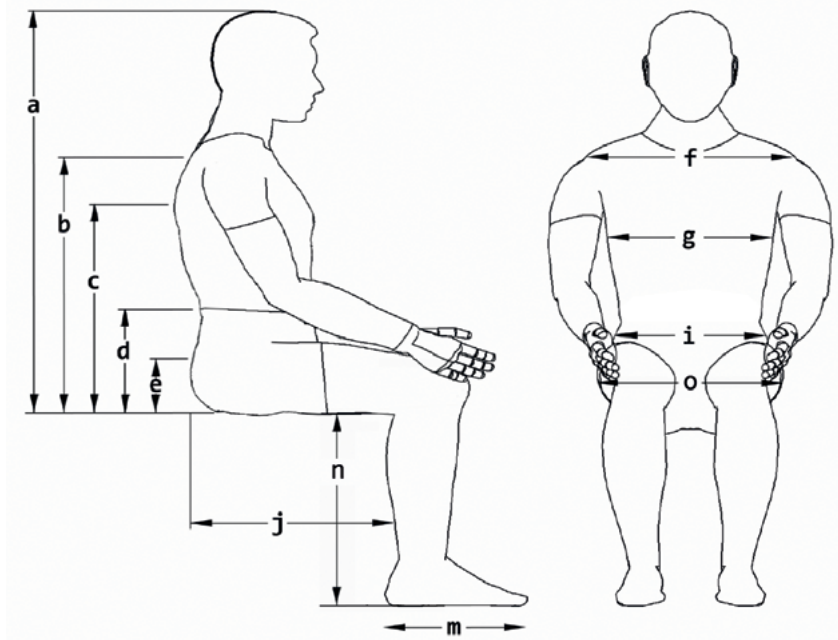
with CAPTAIN'S SEAT

EIPW25

Customer		Ship To	
Account #		Name	
Date		Address	
PO#		City	
Buyer		State	Zip
Mark For		Phone	

Client Measurements

a) Top of head to seat	in
b) Top of shoulder to seat	in
c) Underarm to seat	in
d) Elbow to seat	in
e) Top of leg to seat	in
f) Shoulder width	in
g) Chest width	in
i) Hip width	in
j) Actual sitting depth	in
m) Foot length	in
n) Knee to foot	in
o) Seat width	in



Notes

Chair Specifications

HCPC	K0848 / K0849 / K0856 / K0857 / K0869 / K0868 / K0877 / K0878
Typical Weight w/out Batteries	263 lbs.
Typical Weight with Batteries	363 lbs.
Power Seating	50° CG Tilt / 12" seat elevator
Seat Type	Captain's Seat w/25° Adjustable Recline
Seat Size Range	Width 16" to 20" Depth 16" to 22"
Seat-to-Floor Height Range	17" to 19"

Mid-Wheel Drive Base Specifications

Drive Wheel Position	Mid-wheel drive
User Weight Capacity	300 lbs.
Base Size	Width 24.5", Length 36.5"
Minimum Turning Radius	19.8" (excludes footplates)
Drive Control	R-net PM 120A / R-net PM 90A
Driving Range	Up to 18 miles (w/ Group 24 Batteries)
Drive Motors	4-pole 6 mph, 8 mph
Drive Wheels	14" w/flat-free inserts (black)
Casters	6" front / 6" rear (black)
Charger	10A Dual Mode (Compact)
Battery Size	Group 24 / Group 34
Color	8 shroud colors and 7 color accents
Maximum Ground Clearance	3"

BASE			
OPTION	HCPC	DESCRIPTION	RETAIL
Group 3 Standard Duty Mid Wheel Drive Base <i>End Item Number EIPW25</i>			\$
250PC206	K0849	Quickie Q700 M NCC No Power Captains Seat and Back Included in Base Pricing : Q700 M Base, R-net 90amp Electronics for No Power Seat Functions, ProGrip™ with 6-wheel Independent Suspension, 14" Drive Wheels with Dual Density Inserts, 6" Flat Free Casters, ISO Occupied Tie-Down Brackets and 10amp Charger. Max Speed = 6mph, Weight Capacity = 300 lbs., STFH = 17".	\$8,979.00
250PC231	K0848	Quickie Q700 M NCC No Power Captains Seat Back and Solid Seat Included in Base Pricing : Q700 M Base, R-net 90amp Electronics for No Power Seat Functions, ProGrip™ with 6-wheel Independent Suspension, 14" Drive Wheels with Dual Density Inserts, 6" Flat Free Casters, ISO Occupied Tie-Down Brackets and 10amp Charger. Max Speed = 6mph, Weight Capacity = 300 lbs., STFH = 17".	\$8,979.00
250PC207	K0857	Quickie Q700 M SCC Single Power Option Captains Seat and Back Included in Base Pricing : Q700 M Base, R-net 90amp Electronics for No Power Seat Functions, ProGrip™ with 6-wheel Independent Suspension, 14" Drive Wheels with Dual Density Inserts, 6" Flat Free Casters, ISO Occupied Tie-Down Brackets and 10amp Charger. Max Speed = 6mph, Weight Capacity = 300 lbs., STFH = 17".	\$8,979.00
250PC214	K0856	Quickie Q700 M SCC Single Power Option Captains Seat Back and Solid Seat Included in Base Pricing : Q700 M Base, R-net 90amp Electronics for No Power Seat Functions, ProGrip™ with 6-wheel Independent Suspension, 14" Drive Wheels with Dual Density Inserts, 6" Flat Free Casters, ISO Occupied Tie-Down Brackets and 10amp Charger. Max Speed = 6mph, Weight Capacity = 300 lbs., STFH = 17".	\$8,979.00
Group 4 Standard Duty Mid Wheel Drive Base <i>End Item Number EIPW25</i>			\$
250PC210	K0869	Quickie Q700 M NCD No Power Captain Seat and Back Included in Base Pricing : Q700 M Base, R-net 120amp Electronics for No Power Seat Functions, ProGrip™ with 6-wheel Independent Suspension, 14" Drive Wheels with Dual Density Inserts, 6" Flat Free Casters, ISO Occupied Tie-Down Brackets and 10amp Charger. Max Speed = 8mph, Weight Capacity = 300 lbs., STFH = 17".	\$14,297.00
250PC229	K0868	Quickie Q700 M NCD No Power Captains Seat Back and Solid Seat Included in Base Pricing : Q700 M Base, R-net 120amp Electronics for No Power Seat Functions, ProGrip™ with 6-wheel Independent Suspension, 14" Drive Wheels with Dual Density Inserts, 6" Flat Free Casters, ISO Occupied Tie-Down Brackets and 10amp Charger. Max Speed = 8mph, Weight Capacity = 300 lbs., STFH = 17".	\$14,297.00
250PC211	K0878	Quickie Q700 M SCD Single Power Option Captains Seat and Back Included in Base Pricing : Q700 M Base, R-net 120amp Electronics for No Power Seat Functions, ProGrip™ with 6-wheel Independent Suspension, 14" Drive Wheels with Dual Density Inserts, 6" Flat Free Casters, ISO Occupied Tie-Down Brackets and 10amp Charger. Max Speed = 8mph, Weight Capacity = 300 lbs., STFH = 17".	\$14,297.00
250PC230	K0877	Quickie Q700 M SCD Single Power Option Captains Seat Back and Solid Seat Included in Base Pricing : Q700 M Base, R-net 120amp Electronics for No Power Seat Functions, ProGrip™ with 6-wheel Independent Suspension, 14" Drive Wheels with Dual Density Inserts, 6" Flat Free Casters, ISO Occupied Tie-Down Brackets and 10amp Charger. Max Speed = 8mph, Weight Capacity = 300 lbs., STFH = 17".	\$14,297.00

BASE			
OPTION	HCPC	DESCRIPTION	RETAIL
User Weight			\$
250WG22	–	Up to 250 lbs.	NC
250WG03	–	251 to 300 lbs.	NC
Motor Package			\$
250PF99	–	4-pole 10 kph / 6 mph <i>(Standard for Group 3 K0848, K0849, K0856, K0857)</i>	NC
250PF100	–	4-pole 12.5 kph / 8 mph <i>(Standard for Group 4 K0868, K0869, K0877, K0878)</i>	NC
250PF101	–	4-pole 12.5 kph / 8 mph <i>(Upgrade for Group 3 K0848, K0849, K0856, K0857)</i>	\$1,316.00
Tracking			\$
250MI01	K0108	SureTrac® Module & Motor Encoders <i>(Improves drive tracking)</i>	\$1,596.00
Drive Wheels  P. 11			\$
250DW58	–	Drive Wheel, 14", Dual Density, Knobby, Black	NC
Caster Wheels  P. 11			\$
250CW55	–	Caster Wheels 6", Solid, Black	NC
Shroud Color			\$
250C119	–	Matte Black	NC
250C165	–	Candy Apple Red	NC
250C166	–	Candy Blue	NC
250C167	–	Candy Purple	NC
250C176	–	Green Apple	NC
250C178	–	Pearl Pink	NC
250C182	–	Silver	NC
250C170	–	American Flag	\$590.00
Color Accents			\$
<i>Note: Color Accents and Shroud Colors may not match.</i>			
250EZ20	–	Apple Green	NC
250EZ22	–	Black	NC
250EZ21	–	Blue	NC
250EZ23	–	Orange	NC
250EZ24	–	Red	NC
250EZ25	–	Silver	NC
250EZ19	–	White	NC

BASE

OPTION	HCPC	DESCRIPTION	RETAIL
--------	------	-------------	--------

ISO Transit Tie Downs

\$

250T050	–	ISO Transit Package	NC
---------	---	---------------------	----

LED Lights  P. 11

\$

250LI04	–	LED Lights and Indicators	\$1,373.00
250LI08	–	LED Fender Lights	\$555.00
250LI02	–	Omit LED Lights	NC

Seat Heights

\$

Note: Available seat-to-floor heights are dependent on 2 options: **1- Battery Size** and **2- Powered Seating**.

Use the matrix below to determine available ranges for your desired options. Measured from front of seat pan to floor with 0° frame angle.

		Seat Height	Power Seating with Tilt	Power Seating with Elevate	No Power Seating	
250HT55	–	17"	N/A	N/A	Group 34	NC
250HT104	–	17.5"	N/A	N/A	Group 34	NC
250HT56	–	18"	Group 34	N/A	Group 34	NC
250HT105	–	18.5"	Group 34	Group 34	GP24 or GP34	NC
250HT57	–	19"	Group 34	Group 34	GP24 or GP34	NC

Batteries and Chargers  P. 11

\$

Group 24 Battery Options (Recommended for max daily range)

250AG25	E2363	GP24 Flat Top Pair w/Strap MK Gel	\$1,116.00
250AG26	E2363	GP24 Flat Top Pair w/Strap Brightway AGM	\$840.00

Group 34 Battery Options (Required for lower seat-to-floor heights)

250AG27	E2359	GP34 Flat Top Pair w/Straps MK Gel	\$1,075.00
250AG29	E2359	GP34 Flat Top Pair w/Straps Brightway AGM	\$812.00

Omit Batteries

250AG24	–	Battery Harnesses Only (Omit Batteries)	NC
---------	---	---	----

Chargers

250BJ28	–	10A Dual Mode (Compact) Power First	NC
---------	---	-------------------------------------	----

SEATING

OPTION	HCPC	DESCRIPTION	RETAIL
--------	------	-------------	--------

Power Seating Options  P. 11 \$**Seat Elevator**

250PI07	E2300	Seat Elevator, Powered, 300 mm / 12"	\$3,717.00
---------	-------	--------------------------------------	------------

Seat Tilt

250PA35	E1002	Posterior 50° Tilt	\$8,292.00
---------	-------	--------------------	------------

Pre Set Seat Frame Angle (No Power Seating Options, Increases Seat to Floor Height) \$

250FA10	–	0° (Adds 0" to STFH)	NC
250FA3	–	3° (Adds 1" to STFH)	NC

Backrest Frame Type \$

250BF08	–	Captain Seat Frame (Includes Back Cushion)	NC
---------	---	--	----

Seat Cushion Type \$

250ST77	–	Captain's	NC
250ST80	–	JAY®	NC
250ST75	–	Omit	NC

Seat Size \$

Seat Pan Width			Available Depths	
250R53	–	16"	16" to 18"	NC
250R55	–	18"	16" to 20"	NC
250R57	–	20"	18" to 22"	NC

Seat Pan Depth (Front of Seat Pan to Back Structure. Back Cushions Can Cause 2" Loss of Effective Depth)

250RF51	–	16"		NC
250RF45	–	17"		NC
250RF46	–	18"		NC
250RF47	–	19"		NC
250RF48	–	20"		NC
250RF49	–	21"		NC
250RF50	–	22"		NC

SEATING

OPTION	HCPC	DESCRIPTION	RETAIL
--------	------	-------------	--------


JAY® Seat Cushion  P. 12 \$

250CU59	E2607	JAY® Ion® (Sizes 16" - 20" Wide)	\$451.00
250CU61	E2607	JAY® Union® (Sizes 16" - 20" Wide)	\$510.00
250CU64	E2622	JAY® Fusion® (Sizes 16" - 20" Wide)	\$504.00
250CU104	E2622	JAY® Fusion® with Cryo Technology (Sizes 16" - 20" Wide)	\$618.00

POSITIONING SUPPORTS & ACCESSORIES

OPTION	HCPC	DESCRIPTION	RETAIL
Armrest Structure			\$
250EG37	–	Flip Back <i>(Includes Waterfall Arm Pads) (Height Adjustable 11" to 14")</i>	NC
Fixed Centermount Legrest			\$
250H183	–	SEDEO Seating Fixed Centermount Legrest <i>(3" to 17.5" Leg Length)</i>	\$286.00
250H184	–	Fixed Centermount Legrest, Short <i>(Includes Calf Pads and Single Footplate) (11.5" - 14.5" Leg Length)</i>	NC
250H185	–	Fixed Centermount Legrest, Long <i>(Includes Calf Pads and Single Footplate) (13.5" - 18.5" Leg Length)</i>	NC
Power Centermount Legrest  P. 12			\$
250H175	E1012	Power Centermount Legrest, 90° - 0° Angle, 7.5" Extension <i>(Mechanical Articulation) (5" to 17.5" Leg Length)</i>	\$2,653.00
250H109	E1012	Power Centermount Legrest, 90° - 0° Angle, 7.5" Extension <i>(Powered Articulation) (3" to 17.5" Leg Length)</i>	\$3,717.00
Power Centermount Legrest Accessories			\$
Footplates			
250F127	K0040	Dual, Height, Width and Angle Adjustable, Standard (14"W x 10"D)	\$193.00
250F128	K0040	Dual, Height, Width and Angle Adjustable, Large (16"W x 12"D)	\$193.00
Calf Pad Options			
250DI34	–	Calf Pads, Pair, Standard	NC
250DI35	E0995	Extra Large Pair Calf Pads for Centermount Legrests. Fully adjustable <i>(N/A w/ Std footplate)</i>	\$400.00
Pelvic Positioning Belts  P. 12			
250A837	–	Positioning Belt, Auto Style Buckle, 50 mm 1600 mm / 2"	NC
250A839	–	Positioning Belt, Aircraft Buckle, 50 mm x 1300 mm / 2"	NC
250A840	E0978	Positioning Belt, Aircraft Buckle, Padded 50 mm x 1300 mm / 2"	\$86.00
250A845	K0108	Bodypoint – Evoflex Pelvic Stabilizer Belt	\$199.00
250A846	K0108	Bodypoint – Evoflex Pelvic Stabilizer Belt with Extension	\$220.00
Accessories			\$
O2 Tank Option <i>(Note: Only one can be mounted on chair)</i>			
250A718	E2208	O2 Tank Holder Mounted to Backrest <i>(D and E Styles)</i>	\$372.00
Captain Accessories <i>(Note: Only one can be mounted on chair)</i>			
250A608	E2207	Cane / Crutch Holder	\$297.00
250A610	K0108	Walker Holder	\$297.00
Misc. Accessories <i>(Mounts in front of armpad and opposite of joystick)</i>			
2508A52	–	Ram Mount Phone	\$98.00
2508A53	–	Ram Mount Tablet	\$400.00
2508A54	–	Ram Mount Cup Holder	\$98.00

JOYSTICK / ELECTRONICS

OPTION	HCPC	DESCRIPTION	RETAIL
R-net Joystick (Remote)  P. 13			\$
250J121	–	Standard LED Joystick (<i>w/o Screen Display</i>)	NC
250J116	–	Color Joystick (<i>2.3" Color LCD Screen Display, CJSM1</i>)	NC
250J118	–	High Resolution Color Joystick, (CJSM2+BT) <i>3.5" Color LCD Display, Paddle Switches, Programmable Shortcut Keys, ICONs, Stereo Jack, IR and dual (IOS/Android) Bluetooth control</i>	\$1,206.00
250J119	–	Omit Remote Control	NC

Joystick Mounting

Joystick Mounting			\$
250JM34	–	Fixed on Armrest	NC
250JM35	E1028	Parallel Swing-Away	\$338.00
250JM36	E1028	Link-It Mid Line Mount on Armrest (<i>Swing-Away</i>)	\$972.00


Joystick Mount (Location)

Joystick Mount (Location)			\$
250HM16	–	Right Hand Armrest	NC
250HM17	–	Left Hand Armrest	NC

Display Language Selection R-net

Display Language Selection R-net			\$
250L1	–	English	NC
250L3	–	French	NC
250L7	–	Spanish	NC


Joystick Handle (Optional)  P. 13

Joystick Handle (Optional)  P. 13			\$
250JH13	E2323	Ball Handle	\$144.00
250JH15	E2323	T-Handle	\$144.00
250JH24	E2323	Bodypoint – Rubber Dome Joystick Handle	\$187.00
250JH25	E2323	Bodypoint – U-Shaped Joystick Handle (<i>4 inch</i>)	\$187.00
250JH26	E2323	Bodypoint – Grooved Mushroom Joystick Handle	\$187.00

Electronic Programmers  P. 13

Electronic Programmers  P. 13			\$
250PR10	–	R-net PC Programmer w/ Dongle	\$601.00

R-net Power Modules  P. 13

R-net Power Modules  P. 13			\$
250ER11	–	Power Module, R-net, 120A, Non-Expandable (<i>Only available with Group 4</i>)	NC
250ER10	–	Power Module, R-net, 120A, Expandable (<i>Only available with Group 4</i>) <i>Required for specialty controls or 3+ actuators</i>	\$1,425.00
250EX09	E2377	Expandable 120A Controller - R-net	\$749.00
250EX10	E2313	Harness for 120A Expandable Controller	\$676.00
250ER18	–	Power Module, R-net, 90A, Non-Expandable	NC
250ER17	–	Power Module, R-net, 90A, Expandable <i>Required for specialty controls or 3+ actuators</i>	\$1,425.00
250EX15	E2377	Expandable 90A Controller - R-net	\$749.00
250EX16	E2313	Harness for 90A Expandable Controller	\$676.00

JOYSTICK / ELECTRONICS

OPTION	HCPC	DESCRIPTION	RETAIL
--------	------	-------------	--------

Seating Control (Button Switches will not be mounted)  P. 13

\$

Powered Seating Control

250E040	–	Omit Thru-Drive <i>(Requires Switch Control)</i>	NC
250E037	E2310	Thru-Drive Control for 1 Actuator	\$2,196.00
250E038	E2311	Thru-Drive Control for 2+ Actuators	\$3,975.00

Switch Control Only

250E033	–	Dual Toggle for 1 Actuator	NC
250E034	–	2.5" Single Button Switch for 1 Actuator	NC
250E041	–	Ctrl+5 Switch Box for 2 Actuators or More	NC

Additional Power Seating Control (Available with Thru-Drive only)

250QG11	–	Ctrl+5 Switch Box with Free Assignable Functions	\$1,430.00
---------	---	--	------------

Dual Toggle Mounting Location

250TN1	–	Toggle Mount, Right	NC
250TN2	–	Toggle Mount, Left	NC

Ctrl+5 Mounting Location

250EY19	–	Right Armrest	NC
250EY20	–	Left Armrest	NC

Ctrl+5 Switch Type

250EY22	–	Push Buttons	NC
250EY23	K0108	Toggle Switches	\$342.00

R-net Programming

\$

Assignable Buttons

Assignable Button feature allows for personalization of joystick buttons and/or Ctrl+5 Switches allowing access to various wheelchair and seating functions. When enabled, chair will be pre-programmed with seating functions assigned to buttons on the joystick. Assignments can be changed via PC Dongle.

250PM12	–	Include Assignable Buttons	NC
---------	---	----------------------------	----

Power Centermount Footplate Extension Option

250IE03	K0108	Include 7.5" Powered Footplate Extension for Transfer Assist <i>(Electronics programmed to allow footplates to be extended with or without legrest being raised.) Only available with Powered Articulation.</i>	\$1,430.00
---------	-------	---	------------



Q700 M with Captain's Seat

\$

Base Price

Total of additional equipment

Packaging and transport

Total Price

Date

Signature

Month

Day

Year

