



# JAY® J3 Posterior (PA) Backrest with CradleU

E2615 & E0956

January 2022

**Mark For:** \_\_\_\_\_  
 Date: \_\_\_\_\_  
 Dealer Acct #: \_\_\_\_\_  
 Dealer: \_\_\_\_\_  
 Dealer Contact: \_\_\_\_\_  
 Dealer Address: \_\_\_\_\_  
 Dealer City: \_\_\_\_\_ ST: \_\_\_\_\_ ZIP: \_\_\_\_\_  
 Dealer Phone: ( ) \_\_\_\_\_ Fax: ( ) \_\_\_\_\_  
 Confirmation Email: \_\_\_\_\_  
 Confirm Via:  Fax  Email

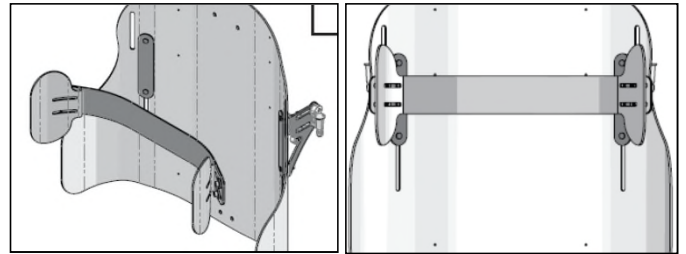
**Submitting for:**  Quote  Order  
 PO#: \_\_\_\_\_  
 \_\_\_\_\_  
**ADDITIONAL SHIPPING INFORMATION**  
 Ship To: \_\_\_\_\_  
 Attention: \_\_\_\_\_  
 Address: \_\_\_\_\_  
 Address: \_\_\_\_\_  
 Ship To City: \_\_\_\_\_ ST \_\_\_\_\_ ZIP: \_\_\_\_\_  
 Ship To Phone: ( ) \_\_\_\_\_ Fax ( ) \_\_\_\_\_

The **HCPCS CODES** herein are based on PDAC verification or interpretation of Medicare definitions and guidelines. Non-Medicare payers may accept alternative **HCPCS CODES**, including misc. codes to ensure access for their enrollees. The use of **HCPCS CODES** does not ensure coverage or payment.

## JAY J3 Posterior (PA) Back with CradleU - E2613 & E0956

### JAY CradleU Lateral

The CradleU Lateral allows you to optimize the contour and provides lateral support behind the CradleU specific backrest cover. The CradleU ships installed on the backrest including a special cover designed for use with the JAY CradleU.

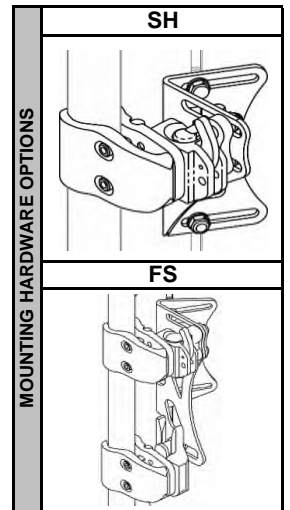
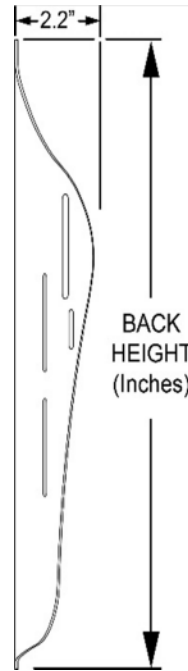


BACKREST WIDTH	16"	18"	20"
BACKCANE WIDTHS	16"- 18"	18"- 20"	20"- 22"
MAX. USER TRUNK WIDTH	15"	17"	19"

Mid Thoracic (MT)							
	12.0" (S)	J3PAMTSxxSHCU	<input type="checkbox"/> 16 \$844	<input type="checkbox"/> 18 \$844	<input type="checkbox"/> 20 \$844	<input type="checkbox"/> 16 \$892	<input type="checkbox"/> 18 \$892
		J3PAMTSxxFSCU	<input type="checkbox"/> 16 \$892	<input type="checkbox"/> 18 \$892	<input type="checkbox"/> 20 \$892	<input type="checkbox"/> 16 \$844	<input type="checkbox"/> 18 \$844
	13.5" (M)	J3PAMTMxxSHCU	<input type="checkbox"/> 16 \$844	<input type="checkbox"/> 18 \$844	<input type="checkbox"/> 20 \$844	<input type="checkbox"/> 16 \$892	<input type="checkbox"/> 18 \$892
		J3PAMTMxxFSCU	<input type="checkbox"/> 16 \$892	<input type="checkbox"/> 18 \$892	<input type="checkbox"/> 20 \$892	<input type="checkbox"/> 16 \$844	<input type="checkbox"/> 18 \$844
	15.0" (T)	J3PAMTTxxSHCU	<input type="checkbox"/> 16 \$844	<input type="checkbox"/> 18 \$844	<input type="checkbox"/> 20 \$844	<input type="checkbox"/> 16 \$892	<input type="checkbox"/> 18 \$892
		J3PAMTTxxFSCU	<input type="checkbox"/> 16 \$892	<input type="checkbox"/> 18 \$892	<input type="checkbox"/> 20 \$892	<input type="checkbox"/> 16 \$844	<input type="checkbox"/> 18 \$844

Upper Thoracic (UT)							
	16.5" (S)	J3PAUTSxxSHCU	<input type="checkbox"/> 16 \$844	<input type="checkbox"/> 18 \$844	<input type="checkbox"/> 20 \$844	<input type="checkbox"/> 16 \$892	<input type="checkbox"/> 18 \$892
		J3PAUTSxxFSCU	<input type="checkbox"/> 16 \$892	<input type="checkbox"/> 18 \$892	<input type="checkbox"/> 20 \$892	<input type="checkbox"/> 16 \$844	<input type="checkbox"/> 18 \$844
	18.0" (M)	J3PAUTMxxSHCU	<input type="checkbox"/> 16 \$844	<input type="checkbox"/> 18 \$844	<input type="checkbox"/> 20 \$844	<input type="checkbox"/> 16 \$892	<input type="checkbox"/> 18 \$892
		J3PAUTMxxFSCU	<input type="checkbox"/> 16 \$892	<input type="checkbox"/> 18 \$892	<input type="checkbox"/> 20 \$892	<input type="checkbox"/> 16 \$844	<input type="checkbox"/> 18 \$844
	19.5" (T)	J3PAUTTxxSHCU	<input type="checkbox"/> 16 \$844	<input type="checkbox"/> 18 \$844	<input type="checkbox"/> 20 \$844	<input type="checkbox"/> 16 \$892	<input type="checkbox"/> 18 \$892
		J3PAUTTxxFSCU	<input type="checkbox"/> 16 \$892	<input type="checkbox"/> 18 \$892	<input type="checkbox"/> 20 \$892	<input type="checkbox"/> 16 \$844	<input type="checkbox"/> 18 \$844

Shoulder Height (SH)							
	21.0" (S)	J3PASHSxxSHCU	<input type="checkbox"/> 16 \$844	<input type="checkbox"/> 18 \$844	<input type="checkbox"/> 20 \$844	<input type="checkbox"/> 16 \$892	<input type="checkbox"/> 18 \$892
		J3PASHSxxFSCU	<input type="checkbox"/> 16 \$892	<input type="checkbox"/> 18 \$892	<input type="checkbox"/> 20 \$892	<input type="checkbox"/> 16 \$844	<input type="checkbox"/> 18 \$844
	22.5" (M)	J3PASHMxxSHCU	<input type="checkbox"/> 16 \$844	<input type="checkbox"/> 18 \$844	<input type="checkbox"/> 20 \$844	<input type="checkbox"/> 16 \$892	<input type="checkbox"/> 18 \$892
		J3PASHMxxFSCU	<input type="checkbox"/> 16 \$892	<input type="checkbox"/> 18 \$892	<input type="checkbox"/> 20 \$892	<input type="checkbox"/> 16 \$844	<input type="checkbox"/> 18 \$844
	24.0" (T)	J3PASHTxxSHCU	<input type="checkbox"/> 16 \$844	<input type="checkbox"/> 18 \$844	<input type="checkbox"/> 20 \$844	<input type="checkbox"/> 16 \$892	<input type="checkbox"/> 18 \$892
		J3PASHTxxFSCU	<input type="checkbox"/> 16 \$892	<input type="checkbox"/> 18 \$892	<input type="checkbox"/> 20 \$892	<input type="checkbox"/> 16 \$844	<input type="checkbox"/> 18 \$844



Note: Hardware choices are not offered on every size of J3 Backrest, only options listed above are available.



# JAY® J3 Posterior Lateral (PL) Backrest with CradleU

E2615 & E0956

January 2022

**Mark For:** \_\_\_\_\_  
 Date: \_\_\_\_\_  
 Dealer Acct #: \_\_\_\_\_  
 Dealer: \_\_\_\_\_  
 Dealer Contact: \_\_\_\_\_  
 Dealer Address: \_\_\_\_\_  
 Dealer City: \_\_\_\_\_ ST: \_\_\_\_\_ ZIP: \_\_\_\_\_  
 Dealer Phone: ( ) \_\_\_\_\_ Fax: ( ) \_\_\_\_\_  
 Confirmation Email: \_\_\_\_\_  
 Confirm Via:  Fax  Email

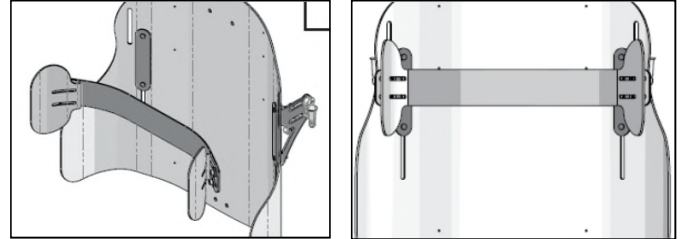
**Submitting for:**  Quote  Order  
 PO#: \_\_\_\_\_  
**ADDITIONAL SHIPPING INFORMATION**  
 Ship To: \_\_\_\_\_  
 Attention: \_\_\_\_\_  
 Address: \_\_\_\_\_  
 Address: \_\_\_\_\_  
 Ship To City: \_\_\_\_\_ ST: \_\_\_\_\_ ZIP: \_\_\_\_\_  
 Ship To Phone: ( ) \_\_\_\_\_ Fax ( ) \_\_\_\_\_

The **HCPCS CODES** herein are based on PDAC verification or interpretation of Medicare definitions and guidelines. Non-Medicare payers may accept alternative **HCPCS CODES**, including misc. codes to ensure access for their enrollees. The use of **HCPCS CODES** does not ensure coverage or payment.

## JAY J3 Posterior Lateral (PL) Backrest with CradleU - E2615 & E0956

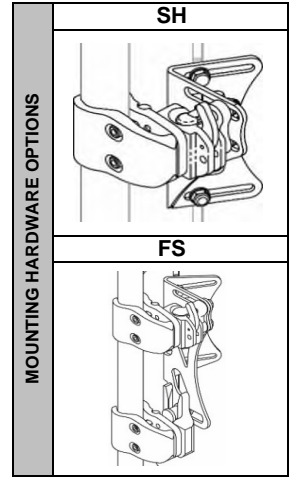
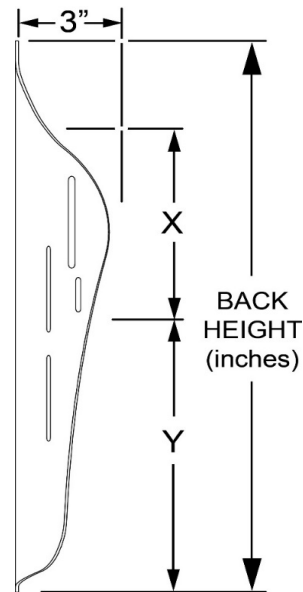
### JAY CradleU Lateral

The CradleU Lateral allows you to optimize the contour and provides lateral support behind the CradleU specific backrest cover. The CradleU ships installed on the backrest including a special cover designed for use with the JAY CradleU.



BACKREST WIDTH	16"	18"	20"
BACKCANE WIDTHS	16"- 18"	18"- 20"	20"- 22"
MAX. USER TRUNK WIDTH	13.5"	15.5"	17.5"

Mid Thoracic (MT)	X	Y	J3PLMTSxxSHCU	16	\$940	18	\$940	20	\$940	
	12.0" (S)	4.5"	5.5"	J3PLMTSxxFSCU	16	\$988	18	\$988	20	\$988
		4.5"	7.0"	J3PLMTMxxSHCU	16	\$940	18	\$940	20	\$940
	13.5" (M)	4.5"	7.0"	J3PLMTMxxFSCU	16	\$988	18	\$988	20	\$988
15.0" (T)	4.5"	8.5"	J3PLMTTxxSHCU	16	\$940	18	\$940	20	\$940	
	4.5"	8.5"	J3PLMTTxxFSCU	16	\$988	18	\$988	20	\$988	
Upper Thoracic (UT)	X	Y	J3PLUTSxxSHCU	16	\$940	18	\$940	20	\$940	
	16.5" (S)	5.5"	7.5"	J3PLUTSxxFSCU	16	\$988	18	\$988	20	\$988
		5.5"	8.5"	J3PLUTMxxSHCU	16	\$940	18	\$940	20	\$940
	18.0" (M)	5.5"	8.5"	J3PLUTMxxFSCU	16	\$988	18	\$988	20	\$988
19.5" (T)	5.5"	9.5"	J3PLUTTxxSHCU	16	\$940	18	\$940	20	\$940	
	5.5"	9.5"	J3PLUTTxxFSCU	16	\$988	18	\$988	20	\$988	
Shoulder Height (SH)	X	Y	J3PLSHSxxSHCU	16	\$940	18	\$940	20	\$940	
	21.0" (S)	5.5"	8.5"	J3PLSHSxxFSCU	16	\$988	18	\$988	20	\$988
		5.5"	9.5"	J3PLSHMxxSHCU	16	\$940	18	\$940	20	\$940
	22.5" (M)	5.5"	9.5"	J3PLSHMxxFSCU	16	\$988	18	\$988	20	\$988
24.0" (T)	5.5"	10.5"	J3PLSHTxxSHCU			18	\$940	20	\$940	
	5.5"	10.5"	J3PLSHTxxFSCU			18	\$988	20	\$988	



Note: Hardware choices are not offered on every size of J3 Backrest, only options listed above are available.



# JAY® J3 Posterior Deep Contour (PDC) Backrest with CradleU

E2615 & E0956

January 2022

**Mark For:** \_\_\_\_\_  
 Date: \_\_\_\_\_  
 Dealer Acct #: \_\_\_\_\_  
 Dealer: \_\_\_\_\_  
 Dealer Contact: \_\_\_\_\_  
 Dealer Address: \_\_\_\_\_  
 Dealer City: \_\_\_\_\_ ST: \_\_\_\_\_ ZIP: \_\_\_\_\_  
 Dealer Phone: ( ) \_\_\_\_\_ Fax: ( ) \_\_\_\_\_  
 Confirmation Email: \_\_\_\_\_  
 Confirm Via:  Fax  Email

**Submitting for:**  Quote  Order  
 PO#: \_\_\_\_\_

**ADDITIONAL SHIPPING INFORMATION**

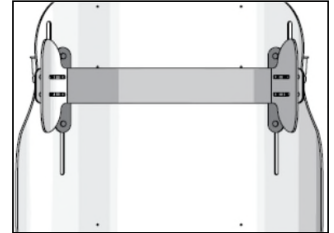
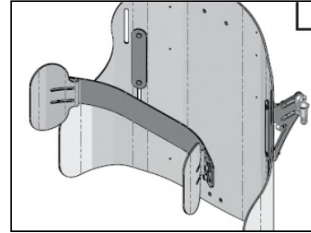
Ship To: \_\_\_\_\_  
 Attention: \_\_\_\_\_  
 Address: \_\_\_\_\_  
 Address: \_\_\_\_\_  
 Ship To City: \_\_\_\_\_ ST: \_\_\_\_\_ ZIP: \_\_\_\_\_  
 Ship To Phone: ( ) \_\_\_\_\_ Fax: ( ) \_\_\_\_\_

The **HCPCS CODES** herein are based on PDAC verification or interpretation of Medicare definitions and guidelines. Non-Medicare payers may accept alternative **HCPCS CODES**, including misc. codes to ensure access for their enrollees. The use of **HCPCS CODES** does not ensure coverage or payment.

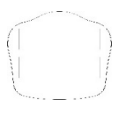
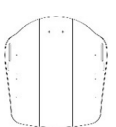

## JAY J3 Posterior Deep Contour (PDC) Back with CradleU - E2620 & E0956

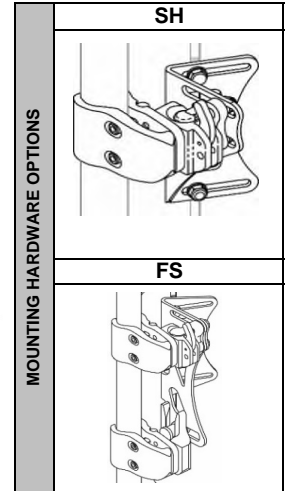
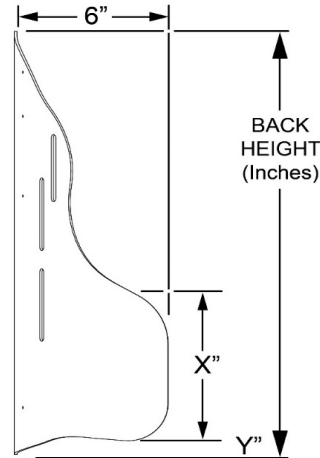
### JAY CradleU Lateral

The CradleU Lateral allows you to optimize the contour and provides lateral support behind the CradleU specific backrest cover. The CradleU ships installed on the backrest including a special cover designed for use with the JAY CradleU.



<b>BACKREST WIDTH</b>	<b>16"</b>	<b>18"</b>	<b>20"</b>
<b>BACKCANE WIDTHS</b>	<b>16"- 18"</b>	<b>18"- 20"</b>	<b>20"- 22"</b>
<b>MAX. USER TRUNK WIDTH</b>	<b>13"</b>	<b>15"</b>	<b>17"</b>

Mid Thoracic (MT)	X	Y										
 12.0" (S)	5.5"	.5"	J3PDCMTSxxSHCU	<input type="checkbox"/>	16	\$1,074	<input type="checkbox"/>	18	\$1,074	<input type="checkbox"/>	20	\$1,074
			J3PDCMTSxxFSCU	<input type="checkbox"/>	16	\$1,123	<input type="checkbox"/>	18	\$1,123	<input type="checkbox"/>	20	\$1,123
13.5" (M)												
15.0" (T)	6.5"	.5"	J3PDCMTTxxSHCU	<input type="checkbox"/>	16	\$1,074	<input type="checkbox"/>	18	\$1,074	<input type="checkbox"/>	20	\$1,074
			J3PDCMTTxxFSCU	<input type="checkbox"/>	16	\$1,123	<input type="checkbox"/>	18	\$1,123	<input type="checkbox"/>	20	\$1,123
<b>Upper Thoracic (UT)</b>												
 16.5" (S)	6.5"	.5"										
			J3PDCUTMxxSHCU	<input type="checkbox"/>	16	\$1,074	<input type="checkbox"/>	18	\$1,074	<input type="checkbox"/>	20	\$1,074
			J3PDCUTMxxFSCU	<input type="checkbox"/>	16	\$1,123	<input type="checkbox"/>	18	\$1,123	<input type="checkbox"/>	20	\$1,123
19.5" (T)												
<b>Shoulder Height (SH)</b>												
 21.0" (S)	6.5"	.5"	J3PDCSHSxxSHCU	<input type="checkbox"/>	16	\$1,074	<input type="checkbox"/>	18	\$1,074	<input type="checkbox"/>	20	\$1,074
			J3PDCSHSxxFSCU	<input type="checkbox"/>	16	\$1,123	<input type="checkbox"/>	18	\$1,123	<input type="checkbox"/>	20	\$1,123
22.5" (M)												
24.0" (T)												



Note: Hardware choices are not offered on every size of J3 Backrest, only options listed above are available.

## JAY J3 Back Accessories

E2615 & E0956

### SHIPPING INSTRUCTIONS

<input type="checkbox"/> N/A	Ship Back on Chair (Chair to be ordered separately)	<input type="checkbox"/> N/C	<input type="checkbox"/> N/A	Ship accessories mounted on back	<input type="checkbox"/> N/C
------------------------------	---	------------------------------	------------------------------	----------------------------------	------------------------------

### Headrests

*Use this section for selecting headrest. Head supports are not available on LT Back Shells*

#### STEP 1

#### Select your HEADREST POST

Please select one box from the below **Headrest Mount & Bracket** choices.

✓	Option #	HCPCS	Definition	Price	✓	Option #	HCPCS	Definition	Price
<input type="checkbox"/>	J3HEDX	E1028	Axys Mount & Bracket	\$236.00	<input type="checkbox"/>	J3HEDO	E1028	ONYX Mount & Bracket	\$215.00
<input type="checkbox"/>	J3HEDL	E1028	LINX Mount & Bracket	\$301.00	<input type="checkbox"/>	J3HEDC	E1028	Cobra Mount & Bracket	\$301.00
<input type="checkbox"/>	J3HEDL2	E1028	LINX <sup>2</sup> Mount & Bracket	\$333.00	<input type="checkbox"/>	J3HEDF	E1028	Cobra Flip Back Mount and Bracket	\$376.00

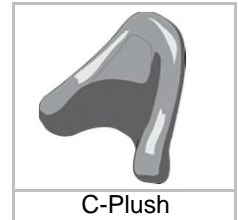
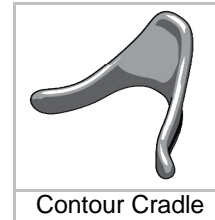
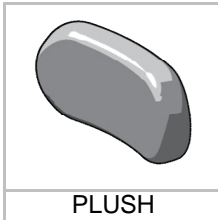


#### STEP 2

#### Select your HEADREST PAD

Please select one box from the below **Headrest Pad** choices.

<input type="checkbox"/>	14	E0955	J3PLSH14 - 14" Plush Pad	\$186.00	<input type="checkbox"/>	AAPS	E0955	J3AAPS - Adjust-A-Plush Standard (Lg)	\$279.00
<input type="checkbox"/>	10	E0955	J3PLSH10 - 10" Plush Pad	\$173.00	<input type="checkbox"/>	AAPM	E0955	J3AAPS - Adjust-A-Plush Medium	\$279.00
<input type="checkbox"/>	8	E0955	J3PLSH8 - 8" Plush Pad	\$173.00	<input type="checkbox"/>	AAPN	E0955	J3AAPN - Adjust-A-Plush Narrow (Sm)	\$279.00
<input type="checkbox"/>	HUPL	E0955	J3HUPL - HeadsUp Lrg: 5.3" Lng Arms	\$333.00	<input type="checkbox"/>	CL	E0955	J3CRDLLG - Lrg Contour Cradle Pad	\$166.00
<input type="checkbox"/>	HUPM	E0955	J3HUPM - HeadsUp Med: 4.1" Sht Arms	\$333.00	<input type="checkbox"/>	CM	E0955	J3CRDLMD - Med Contour Cradle Pad	\$154.00
<input type="checkbox"/>	HUPS	E0955	J3HUPS - HeadsUp Sml: 3.5" Sht Arms	\$333.00	<input type="checkbox"/>	PL	E0955	J3CPLULG - Large C-Plush Pad	\$166.00
					<input type="checkbox"/>	PM	E0955	J3CPLUMD - Medium C-Plush Pad	\$166.00



<b>STEP 1 - Headrest Post</b> Example = J3HEDX	+	<b>STEP 2 - Headrest Pad #</b> Example = 14	=	<b>Completed JAY J3 Headrest #</b> Example = J3HEDX14
---	---	--	---	--

UNIVERSAL MOUNTING PLATE			
<input type="checkbox"/>	J3UHM	K0108	Universal Headrest Mounting Plate Only \$56.00

## Lateral Supports

E2615 & E0956

### Lateral Thoracic Support (Fixed)

*Includes fixed mounting hardware. Lateral pads use 3DX covers with 1/2" Sunmate foam in the core*

<input type="checkbox"/>	J3LAT4X4FX	E0956	LATERAL 4" Depth X 4" Height FIXED	\$269.00	<input type="checkbox"/>	J3LAT6X4FX	E0956	LATERAL 6" Depth X 4" Height FIXED	\$269.00
<input type="checkbox"/>	J3LAT4X5FX	E0956	LATERAL 4" Depth X 5" Height FIXED	\$269.00	<input type="checkbox"/>	J3LAT6X5FX	E0956	LATERAL 6" Depth X 5" Height FIXED	\$269.00
<input type="checkbox"/>	J3LAT4X6FX	E0956	LATERAL 4" Depth X 6" Height FIXED	\$269.00	<input type="checkbox"/>	J3LAT6X6FX	E0956	LATERAL 6" Depth X 6" Height FIXED	\$269.00

### Swing-Away Lateral Thoracic Support

*Includes: Swing-away mounting hardware, left and right lateral are independent. Different types and sizes can be selected for each side.*

Left Side				
<input type="checkbox"/>	<b>JLATSA44L</b>		<b>LAT 4X4 W/ S/A MOUNTS - LH</b>	<b>\$418.00</b>
	JLAT4X4	E0956	Lateral 4" Depth X 4" Height	\$135.00
	JSAMNTL	E1028	Lateral Swing Away Mount - Left	\$283.00
<input type="checkbox"/>	<b>JLATSA45L</b>		<b>LAT 4X5 W/ S/A MOUNTS - LH</b>	<b>\$418.00</b>
	JLAT4X5	E0956	LATERAL 4" Depth X 5" Height	\$135.00
	JSAMNTRL	E1028	Lateral Swing Away Mount - Left	\$283.00
<input type="checkbox"/>	<b>JLATSA46L</b>		<b>LAT 4X6 W/ S/A MOUNTS - LH</b>	<b>\$418.00</b>
	JLAT4X6	E0956	LATERAL 4" Depth X 6" Height	\$135.00
	JSAMNTL	E1028	Lateral Swing Away Mount - Left	\$283.00
<input type="checkbox"/>	<b>JAY</b>		<b>LAT 6X4 W/ S/A MOUNTS - LH</b>	<b>\$418.00</b>
	JLAT6X4	E0956	LATERAL 6" Depth X 4" Height	\$135.00
	JSAMNTL	E1028	Lateral Swing Away Mount - Left	\$283.00
<input type="checkbox"/>	<b>JLATSA65L</b>		<b>LAT 6X5 W/ S/A MOUNTS - LH</b>	<b>\$418.00</b>
	JLAT6X5	E0956	LATERAL 6" Depth X 5" Height	\$135.00
	JSAMNTL	E1028	Lateral Swing Away Mount - Left	\$283.00
<input type="checkbox"/>	<b>JLATSA66L</b>		<b>LAT 6X6 W/ S/A MOUNTS - LH</b>	<b>\$418.00</b>
	JLAT6X6	E0956	LATERAL 6" Depth X 6" Height	\$135.00
	JSAMNTL	E1028	Lateral Swing Away Mount - Left	\$283.00

Right Side				
<input type="checkbox"/>	<b>JLATSA44R</b>		<b>LAT 4X4 W/ S/A MOUNTS - RH</b>	<b>\$418.00</b>
	JLAT4X4	E0956	Lateral 4" Depth X 4" Height	\$135.00
	JSAMNTR	E1028	Lateral Swing Away Mount - Right	\$283.00
<input type="checkbox"/>	<b>JLATSA45R</b>		<b>LAT 4X5 W/ S/A MOUNTS - RH</b>	<b>\$418.00</b>
	JLAT4X5	E0956	Lateral 4" Depth X 5" Height	\$135.00
	JSAMNTR	E1028	Lateral Swing Away Mount - Right	\$283.00
<input type="checkbox"/>	<b>JLATSA46R</b>		<b>LAT 4X6 W/ S/A MOUNTS - RH</b>	<b>\$418.00</b>
	JLAT4X6	E0956	Lateral 4" Depth X 6" Height	\$135.00
	JSAMNTR	E1028	Lateral Swing Away Mount - Right	\$283.00
<input type="checkbox"/>	<b>JLATSA64R</b>		<b>LAT 6X4 W/ S/A MOUNTS - RH</b>	<b>\$418.00</b>
	JLAT6X4	E0956	Lateral 6" Depth X 4" Height	\$135.00
	JSAMNTR	E1028	Lateral Swing Away Mount - Right	\$283.00
<input type="checkbox"/>	<b>JLATSA65R</b>		<b>LAT 6X5 W/ S/A MOUNTS - RH</b>	<b>\$418.00</b>
	JLAT6X5	E0956	Lateral 6" Depth X 5" Height	\$135.00
	JSAMNTR	E1028	Lateral Swing Away Mount - Right	\$283.00
<input type="checkbox"/>	<b>JLATSA66R</b>		<b>LAT 6X6 W/ S/A MOUNTS - RH</b>	<b>\$418.00</b>
	JLAT6X6	E0956	Lateral 6" Depth X 6" Height	\$135.00
	JSAMNTR	E1028	Lateral Swing Away Mount - Right	\$283.00

### Spine-Align Positioning Componets

*J3 Back LT models come standard with a Small Lumbar, MT, UT and SH models come standard with a small and large lumbar.*

#### SPINE-ALIGN MINI FIT KIT 1

*Includes: 3 wedges, 2 lateral shims, and 2 posterior/lateral pelvic positioning pads.*

<input type="checkbox"/>	J3SPNK112	K0108	SPINE-ALIGN MINI FIT KIT 1 (12")	\$108.00
<input type="checkbox"/>	J3SPNK114	K0108	SPINE-ALIGN MINI FIT KIT 1 (14")	\$108.00
<input type="checkbox"/>	J3SPNK116	K0108	SPINE-ALIGN MINI FIT KIT 1 (16")	\$108.00
<input type="checkbox"/>	J3SPNK118	K0108	SPINE-ALIGN MINI FIT KIT 1 (18")	\$108.00
<input type="checkbox"/>	J3SPNK120	K0108	SPINE-ALIGN MINI FIT KIT 1 (20")	\$108.00

#### SPINE-ALIGN MINI FIT KIT 2

*Includes: 5 wedges, 2 lat shims, 2 post/lat pelvic, 1 lg lumbar, 1 flat shim, and 1 curved*

<input type="checkbox"/>	J3SPNK212	K0108	SPINE-ALIGN MINI FIT KIT 2 (12")	\$149.00
<input type="checkbox"/>	J3SPNK214	K0108	SPINE-ALIGN MINI FIT KIT 2 (14")	\$149.00
<input type="checkbox"/>	J3SPNK216	K0108	SPINE-ALIGN MINI FIT KIT 2 (16")	\$149.00
<input type="checkbox"/>	J3SPNK218	K0108	SPINE-ALIGN MINI FIT KIT 2 (18")	\$149.00
<input type="checkbox"/>	J3SPNK220	K0108	SPINE-ALIGN MINI FIT KIT 2 (20")	\$149.00

#### LARGE LUMBAR PADS (Back Width) (W" x H" x D")

<input type="checkbox"/>	J3SPNLL12	K0108	LG LUMBAR (12") (3.5" x 7" x 1.6")	\$47.00
<input type="checkbox"/>	J3SPNLL14	K0108	LG LUMBAR (14") (3.5" x 7" x 1.6")	\$47.00
<input type="checkbox"/>	J3SPNLL16	K0108	LG LUMBAR (16") (5.5" x 7" x 1.6")	\$47.00
<input type="checkbox"/>	J3SPNLL18	K0108	LG LUMBAR (18") (7.5" x 7" x 1.6")	\$47.00
<input type="checkbox"/>	J3SPNLL20	K0108	LG LUMBAR (20") (9.5" x 7" x 1.6")	\$47.00

#### SMALL LUMBAR PADS (Back Width) (W" x H" x D")



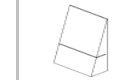






<input type="checkbox"/>	J3SPNSL12	K0108	SML LUMBAR (12") (1.8" x 3.2" x 0.8")	\$45.00
<input type="checkbox"/>	J3SPNSL14	K0108	SML LUMBAR (14") (3.5" x 4.3" x 1")	\$45.00
<input type="checkbox"/>	J3SPNSL16	K0108	SML LUMBAR (16") (5.5" x 4.3" x 1")	\$45.00
<input type="checkbox"/>	J3SPNSL18	K0108	SML LUMBAR (18") (7.5" x 4.3" x 1")	\$45.00
<input type="checkbox"/>	J3SPNSL20	K0108	SML LUMBAR (20") (9.5" x 4.3" x 1")	\$45.00

#### WEDGES (Back Width) (W" x H" x D")

<input type="checkbox"/>	J3SPNWE12	K0108	WEDGES (12") (3.5" x 6.5" x 1.6")	\$35.00
<input type="checkbox"/>	J3SPNWE14	K0108	WEDGES (14") (3.5" x 6.5" x 1.6")	\$35.00
<input type="checkbox"/>	J3SPNWE16	K0108	WEDGES (16") (5.5" x 6.5" x 1.6")	\$35.00
<input type="checkbox"/>	J3SPNWE18	K0108	WEDGES (18") (7.5" x 6.5" x 1.6")	\$35.00
<input type="checkbox"/>	J3SPNWE20	K0108	WEDGES (20") (9.5" x 6.5" x 1.6")	\$35.00

#### OTHER INDIVIDUAL SPINE-ALIGN COMPONENTS

<input type="checkbox"/>	J3SPNCR	K0108	Curved Shim	\$26.00
<input type="checkbox"/>	J3SPNBS	K0108	Small Bean Bag	\$29.00
<input type="checkbox"/>	J3SPNFL	K0108	Flat Shim	\$26.00
<input type="checkbox"/>	J3SPNBL	K0108	Large Bean Bag	\$32.00
<input type="checkbox"/>	J3SPNLS	K0108	Lateral Shim	\$51.00
<input type="checkbox"/>	J3SPNLP	K0108	Posterior/Lateral Pelvic	\$51.00

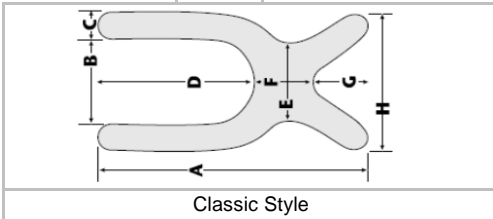
									
	<b>Sm Lumbar</b>	<b>Lg Lumbar</b>	<b>Wedge</b>	<b>Curved Slim</b>	<b>Flat</b>	<b>Lateral Slim</b>	<b>Sm Bean Bag</b>	<b>Lg Bean Bag</b>	<b>Post/Lat Pelvic</b>
<b>W</b>	1.8" - 9.5"	3.5" - 9.5"	3.5" - 9.5"	10"	10"	2.4"	6"	10"	5.3"
<b>H</b>	3.2" - 4.3"	7"	6.5"	4"	4"	4.3"	4.5"	3.2"	3.6"
<b>D</b>	0.8" - 1"	1.6"	1.6"	0.5"	0.3"	0.5"	0.75"	0.75"	0.75"

## Chest Straps, Harnesses and Brackets

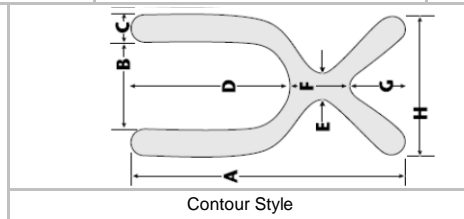
E2615 & E0956

### CHEST STRAPS & HARNESSSES *(Includes strap guides & mounting hardware)*

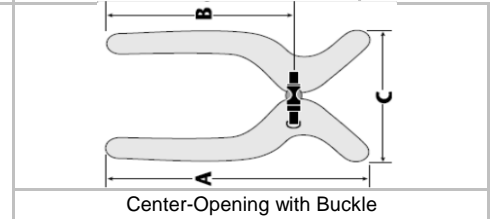
<input type="checkbox"/>	J3HRNCOS	E0960	Center Opening w/ Buckle (Sml)	\$163.00	<input type="checkbox"/>	J3HRNTDS	E0960	Contoured-Dynamic Pull Down (Sml)	\$163.00
<input type="checkbox"/>	J3HRNCOM	E0960	Center Opening w/ Buckle (Med)	\$163.00	<input type="checkbox"/>	J3HRNTDM	E0960	Contoured-Dynamic Pull Down (Med)	\$163.00
<input type="checkbox"/>	J3HRNCOL	E0960	Center Opening w/ Buckle (Lrg)	\$163.00	<input type="checkbox"/>	J3HRNTDL	E0960	Contoured-Dynamic Pull Down (Lrg)	\$163.00
<input type="checkbox"/>	J3HRNCOX	E0960	Center Opening w/ Buckle (X-Lrg)	\$163.00	<input type="checkbox"/>	J3HRNTDX	E0960	Contoured-Dynamic Pull Down (X-Lrg)	\$163.00
<input type="checkbox"/>	J3HRNCDS	E0960	Classic-Dynamic Pull Down (Sml)	\$163.00	<input type="checkbox"/>	J3HRNTSS	E0960	Contoured-Structured Pull Down (Sml)	\$163.00
<input type="checkbox"/>	J3HRNCDM	E0960	Classic-Dynamic Pull Down (Med)	\$163.00	<input type="checkbox"/>	J3HRNTSM	E0960	Contoured-Structured Pull Down (Med)	\$163.00
<input type="checkbox"/>	J3HRNCDL	E0960	Classic-Dynamic Pull Down (Lrg)	\$163.00	<input type="checkbox"/>	J3HRNTSL	E0960	Contoured-Structured Pull Down (Lrg)	\$163.00
<input type="checkbox"/>	J3HRNCDX	E0960	Classic-Dynamic Pull Down (X-Lrg)	\$163.00	<input type="checkbox"/>	J3HRNTSX	E0960	Contoured-Structured Pull Down (X-Lrg)	\$163.00
<input type="checkbox"/>	J3HRNCSS	E0960	Classic-Structured Pull Down (Sml)	\$163.00	<input type="checkbox"/>	J3HRNPSS	E0960	Padded Anterior Trunk Straps (Sml)	\$152.00
<input type="checkbox"/>	J3HRNCSM	E0960	Classic-Structured Pull Down (Med)	\$163.00	<input type="checkbox"/>	J3HRNPSM	E0960	Padded Anterior Trunk Straps (Med)	\$152.00
<input type="checkbox"/>	J3HRNCSL	E0960	Classic-Structured Pull Down (Lrg)	\$163.00	<input type="checkbox"/>	J3HRNPSL	E0960	Padded Anterior Trunk Straps (Lrg)	\$152.00
<input type="checkbox"/>	J3HRNC SX	E0960	Classic-Structured Pull Down (X-Lrg)	\$163.00	<input type="checkbox"/>	J3HRNP SX	E0960	Padded Anterior Trunk Straps (X-Lrg)	\$152.00



Classic Style



Contour Style



Center-Opening with Buckle

	A	B	C	D	E	F	G	H
S	15"	4.5"	2"	9"	4"	4"	2"	8.5"
M	19"	5.5"	2"	11"	5"	5"	3"	9.5"
L	22.5"	6.5"	2"	13"	6"	6"	3.5"	10.5"
XL	25.5"	6.5"	2.5"	14"	7"	7"	4.5"	11.5"

	A	B	C	D	E	F	G	H
S	15"	4.5"	2"	9"	1"	4"	2"	8.5"
M	18.5"	5.5"	2"	11"	1"	5"	2.5"	9.5"
L	22.5"	6.5"	2"	13"	1.5"	6"	3.5"	10.5"
XL	25.5"	6.5"	2.5"	14"	1.5"	7"	4.5"	11.5"

	A	B	C
S	12.3"	9"	6.5"
M	14.3"	11"	9.8"
L	15.5"	11.5"	9.8"
XL	17.5"	12.8"	10"

### GUIDE BRACKETS & HARDWARE ONLY

<input type="checkbox"/>	J3GPSG	K0108	Guide Brackets Only - Pair	\$44.00	<input type="checkbox"/>	J3HHP	K0108	Hardware Pack Only	\$21.00
--------------------------	--------	-------	----------------------------	---------	--------------------------	-------	-------	--------------------	---------

### VANITY FLAP

<input type="checkbox"/>	117096	K0108	12" to 14" Wide	\$48.00	<input type="checkbox"/>	117099	K0108	18" to 20" Wide	\$48.00
<input type="checkbox"/>	117097	K0108	14" to 16" Wide	\$48.00	<input type="checkbox"/>	117100	K0108	20" to 22" Wide	\$48.00
<input type="checkbox"/>	117098	K0108	16" to 18" Wide	\$48.00					

### INNER COVER

*To order a optional inner cover enter a additional line item by adding "IC" to the front of your desired J3 back part number and remove your hardware suffix.*

<input type="checkbox"/>	Add "IC"	K0108	Inner Cover	\$135.00
--------------------------	----------	-------	-------------	----------

### JAY YOUR WAY MODIFICATIONS

To order sizes offered via JAY Your Way add a "M" to the front of the part number and follow the prompts.

For additional modifications visit [www.sunrisemedical.com](http://www.sunrisemedical.com).

#### PAINTED BACK SHELL

<input type="checkbox"/>	SBC	Painted Back Shell	NC
Color:		<input type="checkbox"/> Match Quickie or Zippie Frame Color	

*Note: Backshells can be painted any Quickie or Zippie Frame color at no charge please specify the desired color in the NOTES box below. For a full listing of frame colors available please visit [www.sunrisemedical.com](http://www.sunrisemedical.com)*

#### MILITARY SERVICE PATCHES

<input type="checkbox"/>	VAPH	Purple Heart Service Patch	NC
<input type="checkbox"/>	VAM	Marine Service Patch	NC
<input type="checkbox"/>	VAA	Army Service Patch	NC
<input type="checkbox"/>	VAAF	Air Force Service Patch	NC
<input type="checkbox"/>	VAN	Navy Service Patch	NC
<input type="checkbox"/>	VACG	Coast Guard Service Patch	NC

#### EMBROIDERY

<input type="checkbox"/>	EMBROIDERY	K0108	Embroidery (32 Character Max)	\$23.00
Location:		<input type="checkbox"/> Front		
Font:		<input type="checkbox"/> Block	<input type="checkbox"/> Script	
Embroidery Text:				
Embroidery Color:				

#### COVER COLOR OPTIONS *(Rear Center Flap)*

<input type="checkbox"/>	DCC	Digital Camouflage Cover	NC
--------------------------	-----	--------------------------	----

#### SPINAL FLUID PAD

<input type="checkbox"/>	SFPS	Small Spinal Fluid Pad (16" Height)	\$54.00
<input type="checkbox"/>	SFPM	Medium Spinal Fluid Pad (18" Height)	\$54.00
<input type="checkbox"/>	SFPT	Tall Spinal Fluid Pad (20" Height)	\$54.00
<input type="checkbox"/>	SFPXT	Extra Tall Spinal Fluid Pad (23" Height)	\$54.00

#### VISCO FOAM INSERT

<input type="checkbox"/>	VF	Visco Foam Insert	\$54.00
<input type="checkbox"/>	VFWSR	Visco Foam Insert with Spinal Relief	\$54.00

*Note: 2 Layers of 1" Yellow Visco foam is utilized as standard. Different colors of Visco foam can be utilized just list desired color in notes below.*

**Don't see the option you want? NO PROBLEM! Write your request below and we can evaluate it and provide a quote.**

**Notes:**