



JAY® J3 Posterior (PA) Backrest with CradleU

E2615 & E0956

January 2024

Mark For: _____
 Date: _____
 Dealer Acct #: _____
 Dealer: _____
 Dealer Contact: _____
 Dealer Address: _____
 Dealer City: _____ ST: _____ ZIP: _____
 Dealer Phone: () _____ Fax: () _____
 Confirmation Email: _____
 Confirm Via: Fax Email

Submitting for: Quote Order
 PO#: _____

ADDITIONAL SHIPPING INFORMATION

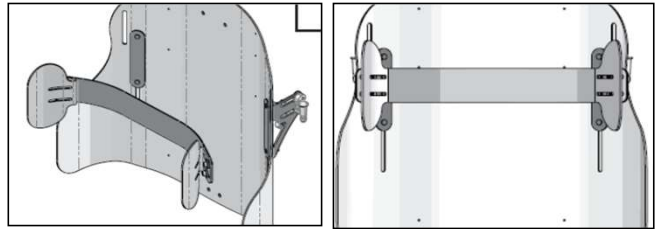
Ship To: _____
 Attention: _____
 Address: _____
 Address: _____
 Ship To City: _____ ST: _____ ZIP: _____
 Ship To Phone: () _____ Fax () _____

The **HCPCS CODES** herein are based on PDAC verification or interpretation of Medicare definitions and guidelines. Non-Medicare payers may accept alternative **HCPCS CODES**, including misc. codes to ensure access for their enrollees. The use of **HCPCS CODES** does not ensure coverage or payment.

JAY® J3 Posterior (PA) Back with CradleU - E2613 & E0956

JAY CradleU Lateral

The CradleU Lateral allows you to optimize the contour and provides lateral support behind the CradleU specific backrest cover. The CradleU ships installed on the backrest including a special cover designed for use with the JAY CradleU.

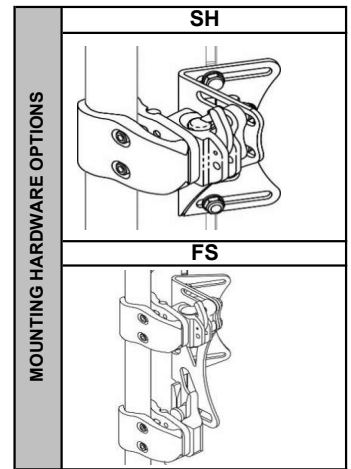
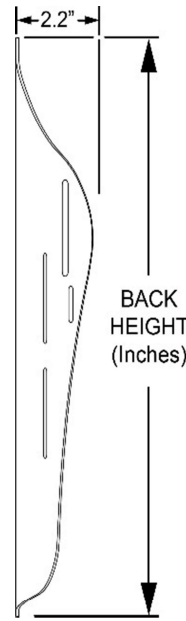


BACKREST WIDTH	16"	18"	20"
BACKCANE WIDTHS	16" - 18"	18" - 20"	20" - 22"
MAX. USER TRUNK WIDTH	15"	17"	19"

Mid Thoracic (MT)									
	12.0" (S)	J3PAMTSxxSHCU	<input type="checkbox"/> 16	\$900	<input type="checkbox"/> 18	\$900	<input type="checkbox"/> 20	\$900	
		J3PAMTSxxFSCU	<input type="checkbox"/> 16	\$951	<input type="checkbox"/> 18	\$951	<input type="checkbox"/> 20	\$951	
	13.5" (M)	J3PAMTMxxSHCU	<input type="checkbox"/> 16	\$900	<input type="checkbox"/> 18	\$900	<input type="checkbox"/> 20	\$900	
		J3PAMTMxxFSCU	<input type="checkbox"/> 16	\$951	<input type="checkbox"/> 18	\$951	<input type="checkbox"/> 20	\$951	
	15.0" (T)	J3PAMTTxxSHCU	<input type="checkbox"/> 16	\$900	<input type="checkbox"/> 18	\$900	<input type="checkbox"/> 20	\$900	
		J3PAMTTxxFSCU	<input type="checkbox"/> 16	\$951	<input type="checkbox"/> 18	\$951	<input type="checkbox"/> 20	\$951	

Upper Thoracic (UT)									
	16.5" (S)	J3PAUTSxxSHCU	<input type="checkbox"/> 16	\$900	<input type="checkbox"/> 18	\$900	<input type="checkbox"/> 20	\$900	
		J3PAUTSxxFSCU	<input type="checkbox"/> 16	\$951	<input type="checkbox"/> 18	\$951	<input type="checkbox"/> 20	\$951	
	18.0" (M)	J3PAUTMxxSHCU	<input type="checkbox"/> 16	\$900	<input type="checkbox"/> 18	\$900	<input type="checkbox"/> 20	\$900	
		J3PAUTMxxFSCU	<input type="checkbox"/> 16	\$951	<input type="checkbox"/> 18	\$951	<input type="checkbox"/> 20	\$951	
	19.5" (T)	J3PAUTTxxSHCU	<input type="checkbox"/> 16	\$900	<input type="checkbox"/> 18	\$900	<input type="checkbox"/> 20	\$900	
		J3PAUTTxxFSCU	<input type="checkbox"/> 16	\$951	<input type="checkbox"/> 18	\$951	<input type="checkbox"/> 20	\$951	

Shoulder Height (SH)									
	21.0" (S)	J3PASHSxxSHCU	<input type="checkbox"/> 16	\$900	<input type="checkbox"/> 18	\$900	<input type="checkbox"/> 20	\$900	
		J3PASHSxxFSCU	<input type="checkbox"/> 16	\$951	<input type="checkbox"/> 18	\$951	<input type="checkbox"/> 20	\$951	
	22.5" (M)	J3PASHMxxSHCU	<input type="checkbox"/> 16	\$900	<input type="checkbox"/> 18	\$900	<input type="checkbox"/> 20	\$900	
		J3PASHMxxFSCU	<input type="checkbox"/> 16	\$951	<input type="checkbox"/> 18	\$951	<input type="checkbox"/> 20	\$951	
	24.0" (T)	J3PASHTxxSHCU	<input type="checkbox"/> 16	\$900	<input type="checkbox"/> 18	\$900	<input type="checkbox"/> 20	\$900	
		J3PASHTxxFSCU	<input type="checkbox"/> 16	\$951	<input type="checkbox"/> 18	\$951	<input type="checkbox"/> 20	\$951	



Note: Hardware choices are not offered on every size of J3 Backrest, only options listed above are available.



JAY® J3 Posterior Lateral (PL) Backrest with CradleU

E2615 & E0956

January 2024

Mark For: _____
 Date: _____
 Dealer Acct #: _____
 Dealer: _____
 Dealer Contact: _____
 Dealer Address: _____
 Dealer City: _____ ST: _____ ZIP: _____
 Dealer Phone: () _____ Fax: () _____
 Confirmation Email: _____
 Confirm Via: Fax Email

Submitting for: Quote Order
 PO#: _____

ADDITIONAL SHIPPING INFORMATION

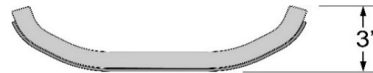
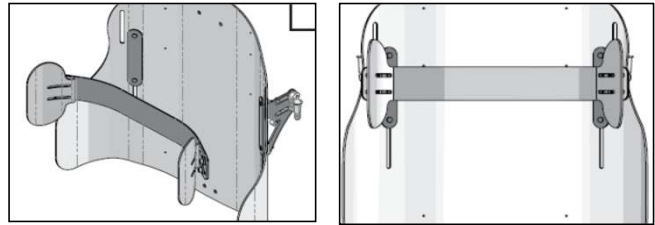
Ship To: _____
 Attention: _____
 Address: _____
 Address: _____
 Ship To City: _____ ST: _____ ZIP: _____
 Ship To Phone: () _____ Fax () _____

The **HCPCS CODES** herein are based on PDAC verification or interpretation of Medicare definitions and guidelines. Non-Medicare payers may accept alternative **HCPCS CODES**, including misc. codes to ensure access for their enrollees. The use of **HCPCS CODES** does not ensure coverage or payment.

JAY® J3 Posterior Lateral (PL) Back with CradleU - E2615 & E0956

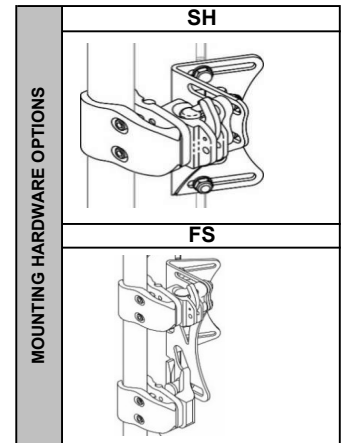
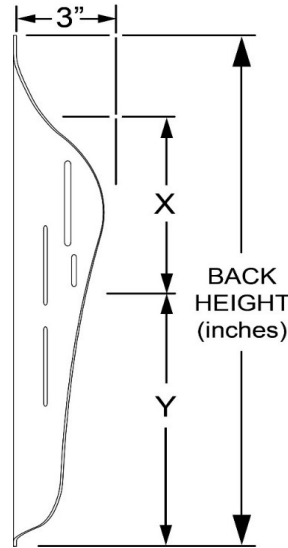
JAY CradleU Lateral

The CradleU Lateral allows you to optimize the contour and provides lateral support behind the CradleU specific backrest cover. The CradleU ships installed on the backrest including a special cover designed for use with the JAY CradleU.



BACKREST WIDTH	16"	18"	20"
BACKCANE WIDTHS	16"- 18"	18"- 20"	20"- 22"
MAX. USER TRUNK WIDTH	13.5"	15.5"	17.5"

Mid Thoracic (MT)		X	Y				
	12.0" (S)	4.5"	5.5"	J3PLMTSxxSHCU	<input type="checkbox"/> 16 \$1,002	<input type="checkbox"/> 18 \$1,002	<input type="checkbox"/> 20 \$1,002
				J3PLMTSxxFSCU	<input type="checkbox"/> 16 \$1,053	<input type="checkbox"/> 18 \$1,053	<input type="checkbox"/> 20 \$1,053
	13.5" (M)	4.5"	7.0"	J3PLMTMxxSHCU	<input type="checkbox"/> 16 \$1,002	<input type="checkbox"/> 18 \$1,002	<input type="checkbox"/> 20 \$1,002
				J3PLMTMxxFSCU	<input type="checkbox"/> 16 \$1,053	<input type="checkbox"/> 18 \$1,053	<input type="checkbox"/> 20 \$1,053
	15.0" (T)	4.5"	8.5"	J3PLMTTxxSHCU	<input type="checkbox"/> 16 \$1,002	<input type="checkbox"/> 18 \$1,002	<input type="checkbox"/> 20 \$1,002
				J3PLMTTxxFSCU	<input type="checkbox"/> 16 \$1,053	<input type="checkbox"/> 18 \$1,053	<input type="checkbox"/> 20 \$1,053
Upper Thoracic (UT)		X	Y				
	16.5" (S)	5.5"	7.5"	J3PLUTSxxSHCU	<input type="checkbox"/> 16 \$1,002	<input type="checkbox"/> 18 \$1,002	<input type="checkbox"/> 20 \$1,002
				J3PLUTSxxFSCU	<input type="checkbox"/> 16 \$1,053	<input type="checkbox"/> 18 \$1,053	<input type="checkbox"/> 20 \$1,053
	18.0" (M)	5.5"	8.5"	J3PLUTMxxSHCU	<input type="checkbox"/> 16 \$1,002	<input type="checkbox"/> 18 \$1,002	<input type="checkbox"/> 20 \$1,002
				J3PLUTMxxFSCU	<input type="checkbox"/> 16 \$1,053	<input type="checkbox"/> 18 \$1,053	<input type="checkbox"/> 20 \$1,053
	19.5" (T)	5.5"	9.5"	J3PLUTTxxSHCU	<input type="checkbox"/> 16 \$1,002	<input type="checkbox"/> 18 \$1,002	<input type="checkbox"/> 20 \$1,002
				J3PLUTTxxFSCU	<input type="checkbox"/> 16 \$1,053	<input type="checkbox"/> 18 \$1,053	<input type="checkbox"/> 20 \$1,053
Shoulder Height (SH)		X	Y				
	21.0" (S)	5.5"	8.5"	J3PLSHSxxSHCU	<input type="checkbox"/> 16 \$1,002	<input type="checkbox"/> 18 \$1,002	<input type="checkbox"/> 20 \$1,002
				J3PLSHSxxFSCU	<input type="checkbox"/> 16 \$1,053	<input type="checkbox"/> 18 \$1,053	<input type="checkbox"/> 20 \$1,053
	22.5" (M)	5.5"	9.5"	J3PLSHMxxSHCU	<input type="checkbox"/> 16 \$1,002	<input type="checkbox"/> 18 \$1,002	<input type="checkbox"/> 20 \$1,002
				J3PLSHMxxFSCU	<input type="checkbox"/> 16 \$1,053	<input type="checkbox"/> 18 \$1,053	<input type="checkbox"/> 20 \$1,053
	24.0" (T)	5.5"	10.5"	J3PLSHTxxSHCU	<input type="checkbox"/> 16 \$1,002	<input type="checkbox"/> 18 \$1,002	<input type="checkbox"/> 20 \$1,002
				J3PLSHTxxFSCU	<input type="checkbox"/> 16 \$1,053	<input type="checkbox"/> 18 \$1,053	<input type="checkbox"/> 20 \$1,053



Note: Hardware choices are not offered on every size of J3 Backrest, only options listed above are available.



JAY® J3 Posterior Deep Contour (PDC) Backrest with CradleU

E2615 & E0956

January 2024

Mark For: _____
 Date: _____
 Dealer Acct #: _____
 Dealer: _____
 Dealer Contact: _____
 Dealer Address: _____
 Dealer City: _____ ST: _____ ZIP: _____
 Dealer Phone: () _____ Fax: () _____
 Confirmation Email: _____
 Confirm Via: Fax Email

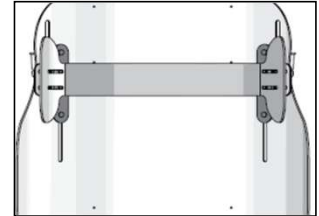
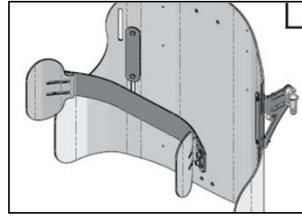
Submitting for: Quote Order
 PO#: _____
ADDITIONAL SHIPPING INFORMATION
 Ship To: _____
 Attention: _____
 Address: _____
 Address: _____
 Ship To City: _____ ST: _____ ZIP: _____
 Ship To Phone: () _____ Fax () _____

The **HCPCS CODES** herein are based on PDAC verification or interpretation of Medicare definitions and guidelines. Non-Medicare payers may accept alternative **HCPCS CODES**, including misc. codes to ensure access for their enrollees. The use of **HCPCS CODES** does not ensure coverage or payment.

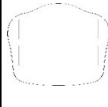
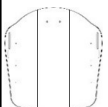

JAY® J3 Posterior Deep Contour (PDC) Back with CradleU - E2620 & E0956

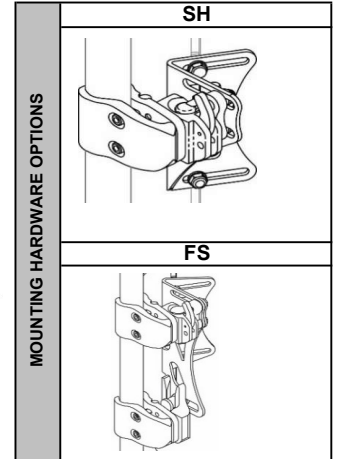
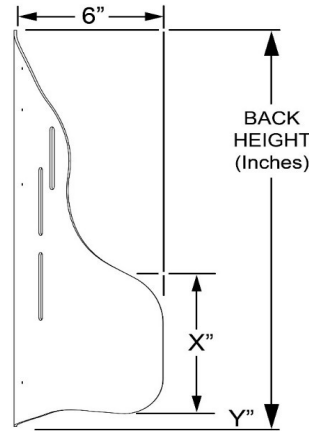
JAY CradleU Lateral

The CradleU Lateral allows you to optimize the contour and provides lateral support behind the CradleU specific backrest cover. The CradleU ships installed on the backrest including a special cover designed for use with the JAY CradleU.



BACKREST WIDTH	16"	18"	20"
BACKCANE WIDTHS	16"- 18"	18"- 20"	20"- 22"
MAX. USER TRUNK WIDTH	13"	15"	17"

Mid Thoracic (MT)	X	Y										
 12.0" (S) 13.5" (M) 15.0" (T)	5.5"	.5"	J3PDCMTSxxSHCU	<input type="checkbox"/>	16	\$1,144	<input type="checkbox"/>	18	\$1,144	<input type="checkbox"/>	20	\$1,144
			J3PDCMTSxxFSCU	<input type="checkbox"/>	16	\$1,196	<input type="checkbox"/>	18	\$1,196	<input type="checkbox"/>	20	\$1,196
 18.0" (M) 19.5" (T)	6.5"	.5"	J3PDCMTTxxSHCU	<input type="checkbox"/>	16	\$1,144	<input type="checkbox"/>	18	\$1,144	<input type="checkbox"/>	20	\$1,144
			J3PDCMTTxxFSCU	<input type="checkbox"/>	16	\$1,196	<input type="checkbox"/>	18	\$1,196	<input type="checkbox"/>	20	\$1,196
Upper Thoracic (UT)	X	Y										
 16.5" (S) 18.0" (M) 19.5" (T)	6.5"	.5"	J3PDCUTMxxSHCU	<input type="checkbox"/>	16	\$1,144	<input type="checkbox"/>	18	\$1,144	<input type="checkbox"/>	20	\$1,144
			J3PDCUTMxxFSCU	<input type="checkbox"/>	16	\$1,196	<input type="checkbox"/>	18	\$1,196	<input type="checkbox"/>	20	\$1,196
Shoulder Height (SH)	X	Y										
 21.0" (S) 22.5" (M) 24.0" (T)	6.5"	.5"	J3PDCSHSxxSHCU	<input type="checkbox"/>	16	\$1,144	<input type="checkbox"/>	18	\$1,144	<input type="checkbox"/>	20	\$1,144
			J3PDCSHSxxFSCU	<input type="checkbox"/>	16	\$1,196	<input type="checkbox"/>	18	\$1,196	<input type="checkbox"/>	20	\$1,196



Note: Hardware choices are not offered on every size of J3 Backrest, only options listed above are available.

JAY® J3 Back Accessories

E2615 & E0956

SHIPPING INSTRUCTIONS

<input type="checkbox"/>	N/A	Ship Back on Chair (Chair to be ordered separately)	N/C	<input type="checkbox"/>	N/A	Ship accessories mounted on back	N/C
--------------------------	-----	---	-----	--------------------------	-----	----------------------------------	-----

Headrests


Use this section for selecting headrest. Head supports are not available on LT Back Shells

STEP 1

Select your HEADREST POST

Please select one box from the below **Headrest Mount & Bracket** choices.

✓	Option #	HCPCS	Definition	Price	✓	Option #	HCPCS	Definition	Price
<input type="checkbox"/>	J3HEDX	E1028	Axys Mount & Bracket	\$254.00	<input type="checkbox"/>	J3HEDO	E1028	ONYX Mount & Bracket	\$229.00
<input type="checkbox"/>	J3HEDL	E1028	LINX Mount & Bracket	\$324.00	<input type="checkbox"/>	J3HEDC	E1028	Cobra Mount & Bracket	\$320.00
<input type="checkbox"/>	J3HEDL2	E1028	LINX ² Mount & Bracket	\$355.00	<input type="checkbox"/>	J3HEDF	E1028	Cobra Flip Back Mount and Bracket	\$385.00

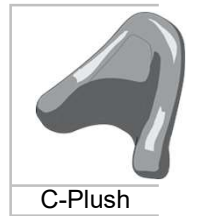
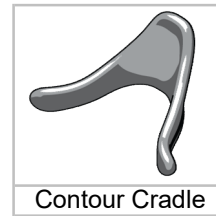

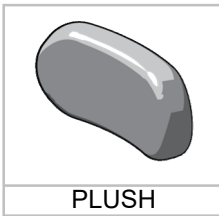


STEP 2

Select your HEADREST PAD

Please select one box from the below **Headrest Pad** choices.

<input type="checkbox"/>	14	E0955	J3PLSH14 - 14" Plush Pad	\$201.00	<input type="checkbox"/>	AAPS	E0955	J3AAPS - Adjust-A-Plush Standard (Lg)	\$301.00
<input type="checkbox"/>	10	E0955	J3PLSH10 - 10" Plush Pad	\$186.00	<input type="checkbox"/>	AAPM	E0955	J3AAPS - Adjust-A-Plush Medium	\$301.00
<input type="checkbox"/>	8	E0955	J3PLSH8 - 8" Plush Pad	\$186.00	<input type="checkbox"/>	AAPN	E0955	J3AAPN - Adjust-A-Plush Narrow (Sm)	\$301.00
<input type="checkbox"/>	HUPL	E0955	J3HUPL - HeadsUp Lrg: 5.3" Lng Arms	\$358.00	<input type="checkbox"/>	CL	E0955	J3CRDLLG - Lrg Contour Cradle Pad	\$179.00
<input type="checkbox"/>	HUPM	E0955	J3HUPM - HeadsUp Med: 4.1" Sht Arms	\$358.00	<input type="checkbox"/>	CM	E0955	J3CRDLMD - Med Contour Cradle Pad	\$166.00
<input type="checkbox"/>	HUPS	E0955	J3HUPS - HeadsUp Sml: 3.5" Sht Arms	\$358.00	<input type="checkbox"/>	PL	E0955	J3CPLLUG - Large C-Plush Pad	\$179.00
					<input type="checkbox"/>	PM	E0955	J3CPLUMD - Medium C-Plush Pad	\$179.00



STEP 1 - Headrest Post Example = J3HEDX	+	STEP 2 - Headrest Pad # Example = 14	=	Completed JAY J3 Headrest # Example = J3HEDX14
---	---	--	---	--

Universal Mounting Plate

<input type="checkbox"/>	J3UHM	K0108	Universal Headrest Mounting Plate Only	\$60.00
--------------------------	-------	-------	--	---------

Lateral Supports

E2615 & E0956

Lateral Thoracic Support (Fixed)

Includes fixed mounting hardware. Lateral pads use 3DX covers with 1/2" Sunmate foam in the core

<input type="checkbox"/>	J3LAT4X4FX	E0956	LATERAL 4" Depth X 4" Height FIXED	\$287.00	<input type="checkbox"/>	J3LAT6X4FX	E0956	LATERAL 6" Depth X 4" Height FIXED	\$287.00
<input type="checkbox"/>	J3LAT4X5FX	E0956	LATERAL 4" Depth X 5" Height FIXED	\$287.00	<input type="checkbox"/>	J3LAT6X5FX	E0956	LATERAL 6" Depth X 5" Height FIXED	\$287.00
<input type="checkbox"/>	J3LAT4X6FX	E0956	LATERAL 4" Depth X 6" Height FIXED	\$287.00	<input type="checkbox"/>	J3LAT6X6FX	E0956	LATERAL 6" Depth X 6" Height FIXED	\$287.00

Swing-Away Lateral Thoracic Support

Includes: Swing-away mounting hardware, left and right lateral are independent. Different types and sizes can be selected for each side.

Left Side				
<input type="checkbox"/>	JLATSA44L		LAT 4X4 W/ S/A MOUNTS - LH	\$446.00
	JLAT4X4	E0956	Lateral 4" Depth X 4" Height	\$144.00
	JSAMNTL	E1028	Lateral Swing Away Mount - Left	\$302.00
<input type="checkbox"/>	JLATSA45L		LAT 4X5 W/ S/A MOUNTS - LH	\$446.00
	JLAT4X5	E0956	LATERAL 4" Depth X 5" Height	\$144.00
	JSAMNTL	E1028	Lateral Swing Away Mount - Left	\$302.00
<input type="checkbox"/>	JLATSA46L		LAT 4X6 W/ S/A MOUNTS - LH	\$446.00
	JLAT4X6	E0956	LATERAL 4" Depth X 6" Height	\$144.00
	JSAMNTL	E1028	Lateral Swing Away Mount - Left	\$302.00
<input type="checkbox"/>	JLATSA64L		LAT 6X4 W/ S/A MOUNTS - LH	\$446.00
	JLAT6X4	E0956	LATERAL 6" Depth X 4" Height	\$144.00
	JSAMNTL	E1028	Lateral Swing Away Mount - Left	\$302.00
<input type="checkbox"/>	JLATSA65L		LAT 6X5 W/ S/A MOUNTS - LH	\$446.00
	JLAT6X5	E0956	LATERAL 6" Depth X 5" Height	\$144.00
	JSAMNTL	E1028	Lateral Swing Away Mount - Left	\$302.00
<input type="checkbox"/>	JLATSA66L		LAT 6X6 W/ S/A MOUNTS - LH	\$446.00
	JLAT6X6	E0956	LATERAL 6" Depth X 6" Height	\$144.00
	JSAMNTL	E1028	Lateral Swing Away Mount - Left	\$302.00

Right Side				
<input type="checkbox"/>	JLATSA44R		LAT 4X4 W/ S/A MOUNTS - RH	\$446.00
	JLAT4X4	E0956	Lateral 4" Depth X 4" Height	\$144.00
	JSAMNTR	E1028	Lateral Swing Away Mount - Right	\$302.00
<input type="checkbox"/>	JLATSA45R		LAT 4X5 W/ S/A MOUNTS - RH	\$446.00
	JLAT4X5	E0956	Lateral 4" Depth X 5" Height	\$144.00
	JSAMNTR	E1028	Lateral Swing Away Mount - Right	\$302.00
<input type="checkbox"/>	JLATSA46R		LAT 4X6 W/ S/A MOUNTS - RH	\$446.00
	JLAT4X6	E0956	Lateral 4" Depth X 6" Height	\$144.00
	JSAMNTR	E1028	Lateral Swing Away Mount - Right	\$302.00
<input type="checkbox"/>	JLATSA64R		LAT 6X4 W/ S/A MOUNTS - RH	\$446.00
	JLAT6X4	E0956	Lateral 6" Depth X 4" Height	\$144.00
	JSAMNTR	E1028	Lateral Swing Away Mount - Right	\$302.00
<input type="checkbox"/>	JLATSA65R		LAT 6X5 W/ S/A MOUNTS - RH	\$446.00
	JLAT6X5	E0956	Lateral 6" Depth X 5" Height	\$144.00
	JSAMNTR	E1028	Lateral Swing Away Mount - Right	\$302.00
<input type="checkbox"/>	JLATSA66R		LAT 6X6 W/ S/A MOUNTS - RH	\$446.00
	JLAT6X6	E0956	Lateral 6" Depth X 6" Height	\$144.00
	JSAMNTR	E1028	Lateral Swing Away Mount - Right	\$302.00



Rotational Swing-Away Lateral Thoracic Support

Includes: Rotational swing-away mounting hardware, left and right lateral are independent. Different types and sizes can be selected for each side.

Left Side				
<input type="checkbox"/>	JLATRSA44L		LAT 4X4 W/ S/A MOUNTS - LH	\$502.00
	JLAT4X4	E0956	Lateral 4" Depth X 4" Height	\$144.00
	JRSAMNTL	E1028	Lateral Swing Away Mount - Left	\$358.00
<input type="checkbox"/>	JLATRSA45L		LAT 4X5 W/ S/A MOUNTS - LH	\$502.00
	JLAT4X5	E0956	LATERAL 4" Depth X 5" Height	\$144.00
	JRSAMNTL	E1028	Lateral Swing Away Mount - Left	\$358.00
<input type="checkbox"/>	JLATRSA46L		LAT 4X6 W/ S/A MOUNTS - LH	\$502.00
	JLAT4X6	E0956	LATERAL 4" Depth X 6" Height	\$144.00
	JRSAMNTL	E1028	Lateral Swing Away Mount - Left	\$358.00
<input type="checkbox"/>	JLATRSA64L		LAT 6X4 W/ S/A MOUNTS - LH	\$502.00
	JLAT6X4	E0956	LATERAL 6" Depth X 4" Height	\$144.00
	JRSAMNTL	E1028	Lateral Swing Away Mount - Left	\$358.00
<input type="checkbox"/>	JLATRSA65L		LAT 6X5 W/ S/A MOUNTS - LH	\$502.00
	JLAT6X5	E0956	LATERAL 6" Depth X 5" Height	\$144.00
	JRSAMNTL	E1028	Lateral Swing Away Mount - Left	\$358.00
<input type="checkbox"/>	JLATRSA66L		LAT 6X6 W/ S/A MOUNTS - LH	\$502.00
	JLAT6X6	E0956	LATERAL 6" Depth X 6" Height	\$144.00
	JRSAMNTL	E1028	Lateral Swing Away Mount - Left	\$358.00

Right Side				
<input type="checkbox"/>	JLATRSA44R		LAT 4X4 W/ S/A MOUNTS - RH	\$502.00
	JLAT4X4	E0956	Lateral 4" Depth X 4" Height	\$144.00
	JRSAMNTR	E1028	Lateral Swing Away Mount - Right	\$358.00
<input type="checkbox"/>	JLATRSA45R		LAT 4X5 W/ S/A MOUNTS - RH	\$502.00
	JLAT4X5	E0956	Lateral 4" Depth X 5" Height	\$144.00
	JRSAMNTR	E1028	Lateral Swing Away Mount - Right	\$358.00
<input type="checkbox"/>	JLATRSA46R		LAT 4X6 W/ S/A MOUNTS - RH	\$502.00
	JLAT4X6	E0956	Lateral 4" Depth X 6" Height	\$144.00
	JRSAMNTR	E1028	Lateral Swing Away Mount - Right	\$358.00
<input type="checkbox"/>	JLATRSA64R		LAT 6X4 W/ S/A MOUNTS - RH	\$502.00
	JLAT6X4	E0956	Lateral 6" Depth X 4" Height	\$144.00
	JRSAMNTR	E1028	Lateral Swing Away Mount - Right	\$358.00
<input type="checkbox"/>	JLATRSA65R		LAT 6X5 W/ S/A MOUNTS - RH	\$502.00
	JLAT6X5	E0956	Lateral 6" Depth X 5" Height	\$144.00
	JRSAMNTR	E1028	Lateral Swing Away Mount - Right	\$358.00
<input type="checkbox"/>	JLATRSA66R		LAT 6X6 W/ S/A MOUNTS - RH	\$502.00
	JLAT6X6	E0956	Lateral 6" Depth X 6" Height	\$144.00
	JRSAMNTR	E1028	Lateral Swing Away Mount - Right	\$358.00

Spine-Align Positioning Components

J3 Back LT models come standard with a Small Lumbar, MT,UT and SH models come standard with a small and large lumbar.

SPINE-ALIGN MINI FIT KIT 1

Includes: 3 wedges, 2 lateral shims, and 2 posterior/lateral pelvic positioning pads.

<input type="checkbox"/>	J3SPNK112	K0108	SPINE-ALIGN MINI FIT KIT 1 (12")	\$115.00
<input type="checkbox"/>	J3SPNK114	K0108	SPINE-ALIGN MINI FIT KIT 1 (14")	\$115.00
<input type="checkbox"/>	J3SPNK116	K0108	SPINE-ALIGN MINI FIT KIT 1 (16")	\$115.00
<input type="checkbox"/>	J3SPNK118	K0108	SPINE-ALIGN MINI FIT KIT 1 (18")	\$115.00
<input type="checkbox"/>	J3SPNK120	K0108	SPINE-ALIGN MINI FIT KIT 1 (20")	\$115.00

LARGE LUMBAR PADS (Back Width) (W" x H" x D")

<input type="checkbox"/>	J3SPNLL12	K0108	LG LUMBAR (12") (3.5" x 7" x 1.6")	\$50.00
<input type="checkbox"/>	J3SPNLL14	K0108	LG LUMBAR (14") (3.5" x 7" x 1.6")	\$50.00
<input type="checkbox"/>	J3SPNLL16	K0108	LG LUMBAR (16") (5.5" x 7" x 1.6")	\$50.00
<input type="checkbox"/>	J3SPNLL18	K0108	LG LUMBAR (18") (7.5" x 7" x 1.6")	\$50.00
<input type="checkbox"/>	J3SPNLL20	K0108	LG LUMBAR (20") (9.5" x 7" x 1.6")	\$50.00

WEDGES (Back Width) (W" x H" x D")

<input type="checkbox"/>	J3SPNWE12	K0108	WEDGES (12") (3.5" x 6.5" x 1.6")	\$37.00
<input type="checkbox"/>	J3SPNWE14	K0108	WEDGES (14") (3.5" x 6.5" x 1.6")	\$37.00
<input type="checkbox"/>	J3SPNWE16	K0108	WEDGES (16") (5.5" x 6.5" x 1.6")	\$37.00
<input type="checkbox"/>	J3SPNWE18	K0108	WEDGES (18") (7.5" x 6.5" x 1.6")	\$37.00
<input type="checkbox"/>	J3SPNWE20	K0108	WEDGES (20") (9.5" x 6.5" x 1.6")	\$37.00

SPINE-ALIGN MINI FIT KIT 2

Includes: 5 wedges, 2 lat shims, 2 post/lat pelvic, 1 lg lumbar, 1 flat shim, and 1 curved



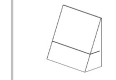






<input type="checkbox"/>	J3SPNK212	K0108	SPINE-ALIGN MINI FIT KIT 2 (12")	\$159.00
<input type="checkbox"/>	J3SPNK214	K0108	SPINE-ALIGN MINI FIT KIT 2 (14")	\$159.00
<input type="checkbox"/>	J3SPNK216	K0108	SPINE-ALIGN MINI FIT KIT 2 (16")	\$159.00
<input type="checkbox"/>	J3SPNK218	K0108	SPINE-ALIGN MINI FIT KIT 2 (18")	\$159.00
<input type="checkbox"/>	J3SPNK220	K0108	SPINE-ALIGN MINI FIT KIT 2 (20")	\$159.00

SMALL LUMBAR PADS (Back Width) (W" x H" x D")

<input type="checkbox"/>	J3SPNSL12	K0108	SML LUMBAR (12") (1.8" x 3.2" x 0.8")	\$48.00
<input type="checkbox"/>	J3SPNSL14	K0108	SML LUMBAR (14") (3.5" x 4.3" x 1")	\$48.00
<input type="checkbox"/>	J3SPNSL16	K0108	SML LUMBAR (16") (5.5" x 4.3" x 1")	\$48.00
<input type="checkbox"/>	J3SPNSL18	K0108	SML LUMBAR (18") (7.5" x 4.3" x 1")	\$48.00
<input type="checkbox"/>	J3SPNSL20	K0108	SML LUMBAR (20") (9.5" x 4.3" x 1")	\$48.00

OTHER INDIVIDUAL SPINE-ALIGN COMPONENTS

<input type="checkbox"/>	J3SPNCR	K0108	Curved Shim	\$28.00
<input type="checkbox"/>	J3SPNBS	K0108	Small Bean Bag	\$31.00
<input type="checkbox"/>	J3SPNFL	K0108	Flat Shim	\$28.00
<input type="checkbox"/>	J3SPNBL	K0108	Large Bean Bag	\$34.00
<input type="checkbox"/>	J3SPNLS	K0108	Lateral Shim	\$54.00
<input type="checkbox"/>	J3SPNLP	K0108	Posterior/Lateral Pelvic	\$54.00

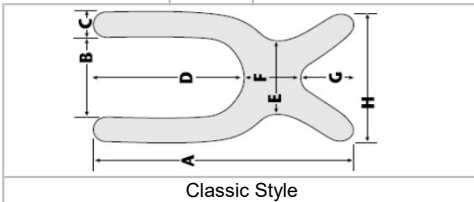
									
	Sm Lumbar	Lg Lumbar	Wedge	Curved Slim	Flat	Lateral Slim	Sm Bean Bag	Lg Bean Bag	Post/Lat Pelv
W	1.8" - 9.5"	3.5" - 9.5"	3.5" - 9.5"	10"	10"	2.4"	6"	10"	5.3"
H	3.2" - 4.3"	7"	6.5"	4"	4"	4.3"	4.5"	3.2"	3.6"
D	0.8" - 1"	1.6"	1.6"	0.5"	0.3"	0.5"	0.75"	0.75"	0.75"

Chest Straps, Harnesses and Brackets

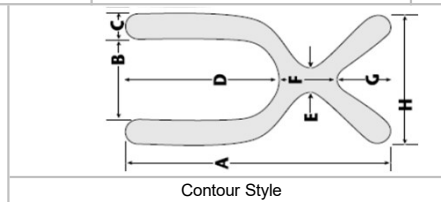
E2615 & E0956

CHEST STRAPS & HARNESSSES *(Includes strap guides & mounting hardware)*

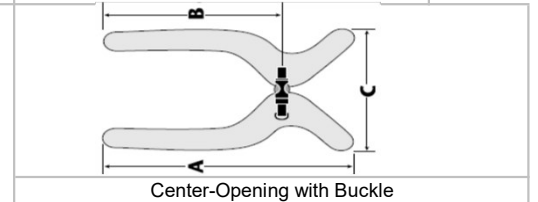
<input type="checkbox"/>	J3HRNCOS	E0960	Center Opening w/ Buckle (Sml)	\$174.00	<input type="checkbox"/>	J3HRNTDS	E0960	Contoured-Dynamic Pull Down (Sml)	\$174.00
<input type="checkbox"/>	J3HRNCOM	E0960	Center Opening w/ Buckle (Med)	\$174.00	<input type="checkbox"/>	J3HRNTDM	E0960	Contoured-Dynamic Pull Down (Med)	\$174.00
<input type="checkbox"/>	J3HRNCOL	E0960	Center Opening w/ Buckle (Lrg)	\$174.00	<input type="checkbox"/>	J3HRNTDL	E0960	Contoured-Dynamic Pull Down (Lrg)	\$174.00
<input type="checkbox"/>	J3HRNCOX	E0960	Center Opening w/ Buckle (X-Lrg)	\$174.00	<input type="checkbox"/>	J3HRNTDX	E0960	Contoured-Dynamic Pull Down (X-Lrg)	\$174.00
<input type="checkbox"/>	J3HRNCDS	E0960	Classic-Dynamic Pull Down (Sml)	\$174.00	<input type="checkbox"/>	J3HRNTSS	E0960	Contoured-Structured Pull Down (Sml)	\$174.00
<input type="checkbox"/>	J3HRNCDM	E0960	Classic-Dynamic Pull Down (Med)	\$174.00	<input type="checkbox"/>	J3HRNTSM	E0960	Contoured-Structured Pull Down (Med)	\$174.00
<input type="checkbox"/>	J3HRNCDL	E0960	Classic-Dynamic Pull Down (Lrg)	\$174.00	<input type="checkbox"/>	J3HRNTSL	E0960	Contoured-Structured Pull Down (Lrg)	\$174.00
<input type="checkbox"/>	J3HRNCDX	E0960	Classic-Dynamic Pull Down (X-Lrg)	\$174.00	<input type="checkbox"/>	J3HRNTSX	E0960	Contoured-Structured Pull Down (X-Lrg)	\$174.00
<input type="checkbox"/>	J3HRNCSS	E0960	Classic-Structured Pull Down (Sml)	\$174.00	<input type="checkbox"/>	J3HRNPSS	E0960	Padded Anterior Trunk Straps (Sml)	\$162.00
<input type="checkbox"/>	J3HRNCSM	E0960	Classic-Structured Pull Down (Med)	\$174.00	<input type="checkbox"/>	J3HRNPSM	E0960	Padded Anterior Trunk Straps (Med)	\$162.00
<input type="checkbox"/>	J3HRNCSL	E0960	Classic-Structured Pull Down (Lrg)	\$174.00	<input type="checkbox"/>	J3HRNPST	E0960	Padded Anterior Trunk Straps (Lrg)	\$162.00
<input type="checkbox"/>	J3HRNCST	E0960	Classic-Structured Pull Down (X-Lrg)	\$174.00	<input type="checkbox"/>	J3HRNPSTX	E0960	Padded Anterior Trunk Straps (X-Lrg)	\$162.00



	A	B	C	D	E	F	G	H
S	15"	4.5"	2"	9"	4"	4"	2"	8.5"
M	19"	5.5"	2"	11"	5"	5"	3"	9.5"
L	22.5"	6.5"	2"	13"	6"	6"	3.5"	10.5"
XL	25.5"	6.5"	2.5"	14"	7"	7"	4.5"	11.5"



	A	B	C	D	E	F	G	H
S	15"	4.5"	2"	9"	1"	4"	2"	8.5"
M	8.5"	5.5"	2"	11"	1"	5"	2.5"	9.5"
L	22.5"	6.5"	2"	13"	1.5"	6"	3.5"	10.5"
XL	25.5"	6.5"	2.5"	14"	1.5"	7"	4.5"	11.5"



	A	B	C
S	12.3"	9"	6.5"
M	14.3"	11"	9.8"
L	15.5"	11.5"	9.8"
XL	17.5"	12.8"	10"

GUIDE BRACKETS & HARDWARE ONLY

<input type="checkbox"/>	J3GPSG	K0108	Shoulder Strap Guides	\$47.00	<input type="checkbox"/>	J3HHP	K0108	Hardware Pack Only	\$23.00
--------------------------	--------	-------	-----------------------	---------	--------------------------	-------	-------	--------------------	---------

VANITY FLAP

<input type="checkbox"/>	117096	K0108	12" to 14" Wide	\$51.00	<input type="checkbox"/>	117099	K0108	18" to 20" Wide	\$51.00
<input type="checkbox"/>	117097	K0108	14" to 16" Wide	\$51.00	<input type="checkbox"/>	117100	K0108	20" to 22" Wide	\$51.00
<input type="checkbox"/>	117098	K0108	16" to 18" Wide	\$51.00					

INNER COVER

To order a optional inner cover enter a additional line item by adding "IC" to the front of your desired J3 back part number and remove your hardware suffix.

<input type="checkbox"/>	Add "IC"	K0108	Inner Cover	\$144.00
--------------------------	----------	-------	-------------	----------

JAY YOUR WAY MODIFICATIONS

To order sizes offered via JAY Your Way add a "M" to the front of the part number and follow the prompts.

For additional modifications visit www.sunrisemedical.com.

PAINTED BACK SHELL

<input type="checkbox"/>	SBC	Painted Back Shell	NC
Color:		<input type="checkbox"/> Match Quickie or Zippie Frame Color	

Note: Backshells can be painted any Quickie or Zippie Frame color at no charge please specify the desired color in the NOTES box below. For a full listing of frame colors available please visit www.sunrisemedical.com

MILITARY SERVICE PATCHES

<input type="checkbox"/>	VAPH	Purple Heart Service Patch	NC
<input type="checkbox"/>	VAM	Marine Service Patch	NC
<input type="checkbox"/>	VAA	Army Service Patch	NC
<input type="checkbox"/>	VAAF	Air Force Service Patch	NC
<input type="checkbox"/>	VAN	Navy Service Patch	NC
<input type="checkbox"/>	VACG	Coast Guard Service Patch	NC

EMBROIDERY

<input type="checkbox"/>	EMBROIDERY	K0108	Embroidery (32 Character Max)	\$25.00
--------------------------	------------	-------	-------------------------------	---------

Location: Front
 Font: Block Script

Embroidery Text:

Embroidery Color:

COVER COLOR OPTIONS (Rear Center Flap)

<input type="checkbox"/>	DCC	Digital Camouflage Cover	NC
--------------------------	-----	--------------------------	----

SPINAL FLUID PAD

<input type="checkbox"/>	SFPS	Small Spinal Fluid Pad (16" Height)	\$57.00
<input type="checkbox"/>	SFPM	Medium Spinal Fluid Pad (18" Height)	\$57.00
<input type="checkbox"/>	SFPT	Tall Spinal Fluid Pad (20" Height)	\$57.00
<input type="checkbox"/>	SFPXT	Extra Tall Spinal Fluid Pad (23" Height)	\$57.00

VISCO FOAM INSERT

<input type="checkbox"/>	VF	Visco Foam Insert	\$57.00
<input type="checkbox"/>	VFWSR	Visco Foam Insert with Spinal Relief	\$57.00

Note: 2 Layers of 1" Yellow Visco foam is utilized as standard. Different colors of Visco foam can be utilized just list desired color in notes below.

Don't see the option you want? NO PROBLEM! Write your request below and we can evaluate it and provide a quote.

Notes:



Sunrise Medical (US) LLC
 2842 Business Park Ave. · Fresno, CA · USA

Customer Service: 800-333-4000 Fax: 800-300-7502 Email: orders@sunmed.com www.sunrisemedical.com

Sunrise Medical (US) LLC ©1/2024 MK-129968 REV. E