



Quickie 5^R

March 2018

EIR10

Mark For:

Submitting for:

Quote Order

Date: _____

PO#: _____

Dealer Acct #: _____

Dealer: _____

Dealer Contact: _____

Dealer Address: _____

Dealer City: _____ ST: _____ ZIP: _____

Dealer Phone: () _____ Fax: () _____

Confirmation Email: _____

Confirm Via: Fax Email

ADDITIONAL SHIPPING INFORMATION

Ship To: _____

Attention: _____

Address: _____

Address: _____

Ship To City: _____ ST: _____ ZIP: _____

Ship To Phone: () _____ Fax: () _____

The **HCPCS CODES** provided are based on code verification through PDAC or our interpretation of the code definitions.

The use of **HCPCS CODES** does not ensure coverage or payment. For coverage information, verify the appropriate payer's coverage policy.

Option #	HCPCS	Definition	Price	Option #	HCPCS	Definition	Price
----------	-------	------------	-------	----------	-------	------------	-------

1. FRAME

Base Model

<input type="checkbox"/>	129WM86	K0005	Quickie 5 ^R (weight capacity 265 lbs) Use E1236 for sizes 14" or less	\$2,325.00
--------------------------	---------	-------	---	------------

Frame Angle (see Figure 1)

<input type="checkbox"/>	129FA1	75°	NC
<input type="checkbox"/>	129FA8	80°	NC
<input type="checkbox"/>	129FA2	85°	NC

Frame Inset Per Side (See Figure 2)

<input type="checkbox"/>	129FF1	0"	NC
<input type="checkbox"/>	129FF2	1" (N/A w/ 12" wide)	NC
<input type="checkbox"/>	129FF3	2" (N/A w/ 12", 13", or 14" wide)	NC

Frame Inset	Footrest Width
0	Subtract 0 from Frame Width
1"	Subtract 2" from Frame Width
2"	Subtract 4" from Frame Width

Transit

Transit not available w/ XTR suspension & Xtender.

<input type="checkbox"/>	129TO45	K0108	Transit System	\$320.00
--------------------------	---------	-------	----------------	----------

Attitude Bike (Optional)

<input type="checkbox"/>	129IN04	Attitude Bike bundle	See Order Form
--------------------------	---------	----------------------	----------------

Frame Style (See Figure 3)

XTR Suspension N/A with Xtender

<input type="checkbox"/>	129FS34	Classic Frame	NC
<input type="checkbox"/>	129FS35	Performance Frame	NC
<input type="checkbox"/>	129FS36	XTR Suspension Frame <i>Only available in Performance Frame Set Up</i>	\$895.00
<input type="checkbox"/>	129SK1	Light Shock (up to 180 lbs.)	NC
<input type="checkbox"/>	129SK3	Heavy Shock (up to 265 lbs.)	NC

XTR available squeeze and RSH

Seat Depth	Squeeze (FSH - RSH)
14"	2.0" or 3.0"
15"	2.0" or 3.5"
16"	2.5" or 3.5"
17"	2.5" or 4.0"
18"	2.5" or 4.0"
19"	2.5" or 4.5"
20"	3.0" or 4.5"

XTR Tire - Available RSH	
Rear Tire	RSH
20" SHOX	13.5" thru 15.0"
20" all others	14.0" thru 15.5"
22" SHOX	14.5" thru 16.0"
22" Pneumatic	15.5" thru 16.5"
22" all others	15.0" thru 16.0"
24" SHOX	15.5" thru 16.5"
24" all others	16.0" thru 17.0"
25" SHOX	16.0" thru 17.0"
25" Marathon	16.0" thru 17.5"
26" all tires	17.0" thru 18.0"

Figure 1

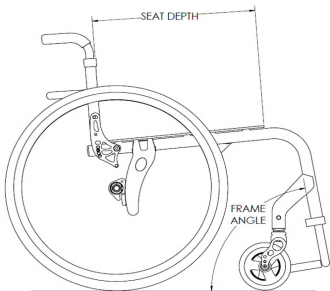


Figure 2

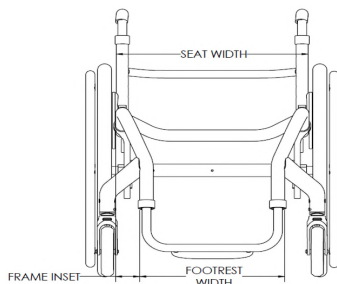
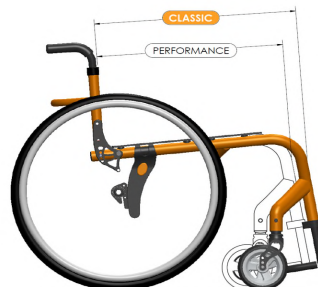


Figure 3



Classic Frame - Traditional seat sling to front frame bend angle dimensions.

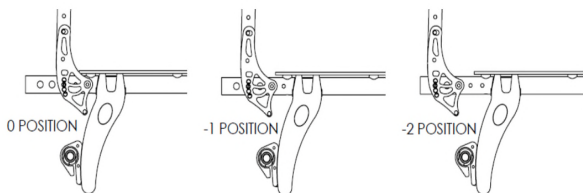
Performance Frame - Seat Sling to front frame bend angle is 1.5" shorter than the classic position. Front of back cane post to front edge of seat sling will remain the same for both Classic and Performance.

2. SIZE / SEATING

Depth Adjustable Backrest (Optional)

See diagram Depth Adjust Backrest extends the frame to the rear of the seat sling, select a factory setting. N/A on 19" and 20" Seat Depth or XTR frame.

<input type="checkbox"/>	129DP02	0 Setting Backrest at standard position, field adjustable to -1" or -2"	\$165.00
<input type="checkbox"/>	129DP03	-1 Setting Backrest -1" offset, field adjustable to flush or -2"	\$165.00
<input type="checkbox"/>	129DP04	-2 Setting Backrest -2" offset, field adjustable to flush or -1"	\$165.00



Seat Width

See Figure 2. Measure from outside of seat tube to outside of opposite seat tube. XTR and J3 Back N/A w/ 12" and 13" widths

<input type="checkbox"/>	129S3	12"	NC
<input type="checkbox"/>	129S4	13"	NC
<input type="checkbox"/>	129S5	14"	NC
<input type="checkbox"/>	129S6	15"	NC
<input type="checkbox"/>	129S7	16"	NC
<input type="checkbox"/>	129S8	17"	NC
<input type="checkbox"/>	129S9	18"	NC
<input type="checkbox"/>	129S10	19"	NC
<input type="checkbox"/>	129S48	E2201 20"	\$500.00

Seat Depth

See Figure .1 Measures from front of back post to front edge of seat sling. Seat sling will be 1" shorter than depth ordered, but actual seat depth will remain the same as ordered. XTR frame N/A with 12" and 13" depth

<input type="checkbox"/>	129SD5	12"	NC
<input type="checkbox"/>	129SD6	13"	NC
<input type="checkbox"/>	129SD7	14"	NC
<input type="checkbox"/>	129SD8	15"	NC
<input type="checkbox"/>	129SD9	16"	NC
<input type="checkbox"/>	129SD10	17"	NC
<input type="checkbox"/>	129SD11	18"	NC
<input type="checkbox"/>	129SD12	19"	NC
<input type="checkbox"/>	129SD13	E2203 20"	\$550.00

Seat Sling

<input type="checkbox"/>	129SL1	Standard Seat Sling	NC
<input type="checkbox"/>	129SL6	Omit Seat Sling	-\$15.00
<input type="checkbox"/>			

Cushion

<input type="checkbox"/>	129CU1	E0669 2" Cushion	\$120.00
--------------------------	--------	------------------	----------

JAY Cushions (Optional)

To order any JAY cushions on-chair, please see the JAY price list. Cushion name or part number must be filled out with desired width and depth

<input type="checkbox"/>	129JC20	JAY Bundled Cushion	Price List
		Cushion Name or Part #	
		Width:	Depth:

3. CASTERS / SEAT HEIGHT

Front Seat Height

See Figures 4 and 5

<input type="checkbox"/>	129SH14	16.0"	NC	<input type="checkbox"/>	129SH20	18.5"	NC
<input type="checkbox"/>	129SH15	16.5"	NC	<input type="checkbox"/>	129SH21	19.0"	NC
<input type="checkbox"/>	129SH16	17.0"	NC	<input type="checkbox"/>	129SH23	19.5"	NC
<input type="checkbox"/>	129SH17	17.5"	NC	<input type="checkbox"/>	129SH24	20.0"	NC
<input type="checkbox"/>	129SH18	18.0"	NC	<input type="checkbox"/>	129SH26	20.5"	NC
<input type="checkbox"/>				<input type="checkbox"/>	129SH27	21.0"	NC

Front to Rear Seat Height Differences

Frame Depth	Max Seat Sqz
12"/13"	2.5"
14"/15"	3.0"
16"/17"	3.5"
18"/19"	4.0"
20"	4.5"

Caster Wheels

<input type="checkbox"/>	129CW1	3" Micro	NC
<input type="checkbox"/>	129CW3	4" Low Profile Polyurethane	NC
<input type="checkbox"/>	129CW31	4" Micro Lighted	\$70.00
<input type="checkbox"/>	129CW72	4" x 1" Aluminum Polyurethane	\$110.00
<input type="checkbox"/>	129CW44	E2219 4" x 1.25" Semi Pneumatic	\$55.00
<input type="checkbox"/>	129CW64	4" x 1.5" Aluminum Soft Roll	\$185.00
<input type="checkbox"/>	129CW5	5" Low Profile Polyurethane	NC
<input type="checkbox"/>	129CW51	5" Micro Lighted	\$85.00
<input type="checkbox"/>	129CW6	E2219 5" Soft Roll (Grey) N/A w/ Frog Legs	\$90.00
<input type="checkbox"/>	129CW65	5"x 1" Aluminum Polyurethane	\$110.00
<input type="checkbox"/>	129CW7	E2219 5"x 1.5" Semi Pneumatic	\$85.00
<input type="checkbox"/>	129CW66	5"x 1.5" Aluminum Soft Roll	\$195.00
<input type="checkbox"/>	129CW34	6" Polyurethane	NC
<input type="checkbox"/>	129CW35	E2219 6"x 1.5" Semi Pneumatic	\$85.00
<input type="checkbox"/>	129CW68	6"x 1.5" Aluminum Soft Roll	\$205.00

Caster Fork

See Figures 5 and 6. Figure 6 in appendix pg 6.

<input type="checkbox"/>	129CF65	Multi Position Fork	NC
<input type="checkbox"/>	129CF69	Single Side Fork	\$150.00

Caster Fork Suspension

<input type="checkbox"/>	129CF53	E1015 Frog Legs 0 weight to 100 lbs	\$425.00
<input type="checkbox"/>	129CF54	E1015 Frog Legs 101 lbs weight to 190 lbs	\$425.00
<input type="checkbox"/>	129CF55	E1015 Frog Legs 191 lbs weight to 265 lbs	\$425.00

Figure 4

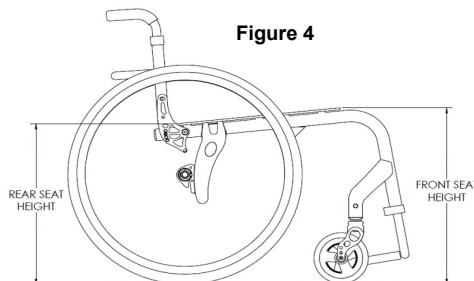


Figure 5

Available FSH per Caster Fork

Caster Size	Short (Multi, Single Sided)	Standard (Multi, Single Sided)	Frog Legs
3"	16"-20"	16.5"-21"	17"-21"
4"	16"-20.5"	16.5"-21"	17"-21"
5"	17,18,19,20,21"	17"-21"	18"-21"
6"x1"	N/A	18"-21"	19,20,21"
6"x1.5"	N/A	18"-21"	19,20,21"

4. REAR WHEELS / SEAT HEIGHT

Rear Seat Height

Please reference RSH-Axle plate-wheel diagram on bottom of the page.

<input type="checkbox"/>	129RH11	13.0"	NC
<input type="checkbox"/>	129RH12	13.5"	NC
<input type="checkbox"/>	129RH13	14.0"	NC
<input type="checkbox"/>	129RH14	14.5"	NC
<input type="checkbox"/>	129RH15	15.0"	NC
<input type="checkbox"/>	129RH16	15.5"	NC
<input type="checkbox"/>	129RH17	16.0"	NC
<input type="checkbox"/>	129RH18	16.5"	NC
<input type="checkbox"/>	129RH19	17.0"	NC
<input type="checkbox"/>	129RH26	17.5"	NC
<input type="checkbox"/>	129RH20	18.0"	NC
<input type="checkbox"/>	129RH27	18.5"	NC
<input type="checkbox"/>	129RH21	19.0"	NC
<input type="checkbox"/>	129RH37	19.5"	NC
<input type="checkbox"/>	129RH22	20.0"	NC

Camber

0,3,6 available with std frame. 0,4,8 available with XTR frame

<input type="checkbox"/>	129CI1	0°	NC
<input type="checkbox"/>	129CI2	3°	NC
<input type="checkbox"/>	129CI3	4°	NC
<input type="checkbox"/>	129CI4	6°	NC
<input type="checkbox"/>	129CI5	8°	NC

Axle Plate - Wheel - Available RSH

Axle Plate	20" Wheel	22" Wheel	24" Wheel	25" Wheel	26" Wheel
Std Short	13"-17"	13.5"-18"	14.5"-19"	15"-19.5"	15.5"-20"
Std Long	13"-18.5"	13.5"-19.5"	14.5"-20"	15"-20"	15.5"-20"
Amp Short	13.5"-17"	14.5"-18"	15.5"-19"	16"-19.5"	16.5"-20"
Amp Long	13.5"-19"	14.5"-20"	15.5"-20"	16"-20"	16.5"-20"
Susp	14"-17.5"	15"-18.5"	16"-19.5"	16.5"-20"	17"-20"
Xtender	N/A	17.5"-19.5"	18.5"-20"	N/A	N/A

*Note: other factors such as CG or Transit may limit RSH

Xtender Power Assist

RSH 17.5"-19.5" with 22" wheels, RSH 18.5"-20" with 24" wheels 0 camber, N/A w/ Amputee Axle. 22" & 24" wheels only. Not available with XTR or standard rear suspension. Anti-Tips no charge with Xtender. Dual Drive mode available w/B4ME

<input type="checkbox"/>	129XT6	E0986	22" Xtender Power Assist JWX-2 NICKEL	\$7,895.00
<input type="checkbox"/>	129XT7	E0986	22" Xtender Power Assist JWX-2 LITHIUM	\$8,695.00
<input type="checkbox"/>	129XT4	E0986	24" Xtender Power Assist JWX-2 NICKEL	\$7,895.00
<input type="checkbox"/>	129XT5	E0986	24" Xtender Power Assist JWX-2 LITHIUM	\$8,695.00

Please select one of the following handrim options

<input type="checkbox"/>	129XH5	Plastic Coated	NC
<input type="checkbox"/>	129XH6	Stainless Steel	NC

Xtender - Other Options

<input type="checkbox"/>	129XA10	Spare NiMH Power Pack - NICKEL	\$1,395.00
<input type="checkbox"/>	129XA11	Spare Li-ion Power Pack - LITHIUM	\$1,795.00

Xtender Wheel Options

<input type="checkbox"/>	129XA8		SPARE 22" Lite Spoke Pneu Alum	NC
<input type="checkbox"/>	129XA9	E2211 E2213	SPARE 22" Lite Spoke Pneu Plastic	\$90.00
<input type="checkbox"/>	129XA2		SPARE 24" Lite Spoke Pneu Alum	NC
<input type="checkbox"/>	129XA4	E2211 E2213	SPARE 24" Lite Spoke Pneu Plastic	\$90.00

Rear Wheel Size

Ultra Lightweight Wheels only available with aluminum anodized handrim

Contact Built 4 Me for Spinergy color options

<input type="checkbox"/>	129RW103	20" Mag Wheel 5 Spoke	NC
<input type="checkbox"/>	129RW104	22" Mag Wheel 5 Spoke	NC
<input type="checkbox"/>	129RW102	24" Mag Wheel 5 Spoke	NC
<input type="checkbox"/>	129RW90	20" Lite Spoke Wheel	\$200.00
<input type="checkbox"/>	129RW91	22" Lite Spoke Wheel	\$200.00
<input type="checkbox"/>	129RW92	24" Lite Spoke Wheel	NC
<input type="checkbox"/>	129RW93	25" Lite Spoke Wheel	NC
<input type="checkbox"/>	129RW94	26" Lite Spoke Wheel	\$80.00
<input type="checkbox"/>	129RW06	22" Ultra Lightweight Spoke Wheel	\$250.00
<input type="checkbox"/>	129RW10	24" Ultra Lightweight Spoke Wheel	\$250.00
<input type="checkbox"/>	129RW28	22" Spinergy SPOX Black	\$820.00
<input type="checkbox"/>	129RW95	24" Spinergy SPOX Black	\$820.00
<input type="checkbox"/>	129RW96	25" Spinergy SPOX Black	\$820.00
<input type="checkbox"/>	129RW97	26" Spinergy SPOX Black	\$820.00
<input type="checkbox"/>	129RW32	22" Spinergy LX Black	\$1,025.00
<input type="checkbox"/>	129RW98	24" Spinergy LX Black	\$1,025.00
<input type="checkbox"/>	129RW99	25" Spinergy LX Black	\$1,025.00
<input type="checkbox"/>	129RW40	26" Spinergy LX Black	\$1,025.00
<input type="checkbox"/>	129RW50	24" Mountain	\$250.00

Rear Wheel Tire

See Availability Matrix on PAGE 4.

<input type="checkbox"/>	129RT1		Pneumatic	NC
<input type="checkbox"/>	129RT2	E2212 E2213	Pneumatic w/ Airless Insert N/A with Xtender	\$80.00
<input type="checkbox"/>	129RT3		Full Poly	NC
<input type="checkbox"/>	129RT38	E2218	SHOX Performance Poly	\$95.00
<input type="checkbox"/>	129RT39	E2211 E2212	High-Pressure Clincher Black	\$95.00
<input type="checkbox"/>	129RT21	E2211 E2212	Schwabe Marathon Plus Evolution	\$135.00
<input type="checkbox"/>	129RT27	E2211 E2212	Knobby V- Trak by Kenda	\$95.00
<input type="checkbox"/>	129RT12	E2211 E2212	Mountain Tire Only available in 24"	\$95.00

Handrim

Plastic is not available on all wheels in all sizes. Natural Fits available in 22" 24" and 25".

Natural Fit 5 spoke MAG only in 24". Handrim Selection N/A w/ Xtender.

See matrix figure 7 in appendix page 6 for reference.

<input type="checkbox"/>	129HR1		Aluminum Anodized	NC
<input type="checkbox"/>	129HR4		Plastic Coated N/A w/ 25" & 26" Lite Spoke Wheels	\$95.00
<input type="checkbox"/>	129HR22		Natural Fit - Standard Grip	\$395.00
<input type="checkbox"/>	129HR25		Natural Fit - No Thumb Grip	\$375.00
<input type="checkbox"/>	129HR23		Natural Fit - Super Grip	\$425.00
<input type="checkbox"/>	129HR30		Natural Fit LT - Standard Grip	\$415.00
<input type="checkbox"/>	129HR31		Natural Fit LT - Super Grip	\$475.00
<input type="checkbox"/>	129HR32		Natural Fit LT - No Thumb Grip	\$375.00
<input type="checkbox"/>	129HR26		The Surge - Oval w/Gription Strip	\$385.00
<input type="checkbox"/>	129HR27		The Surge LT - Oval w/Gription Strip	\$415.00
<input type="checkbox"/>	129HR28		Q-Grip Neoprene Coated	\$325.00
<input type="checkbox"/>	129HR24		Spinergy Flex Rim Only available on Spinergy LX wheels 24" & 25"	\$650.00
<input type="checkbox"/>	129HR8		8 Oblique Projections N/A w/ SHOX tires, only available with 24" Lite Spoke	\$325.00
<input type="checkbox"/>	129HR7		Omit Handrim N/A w/ Ultra Lightweight Wheels	NC

4. REAR WHEELS / SEAT HEIGHT (CONT)

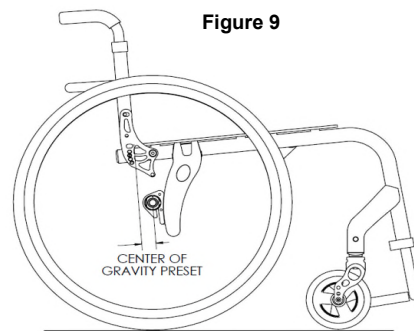
Axle			
<input type="checkbox"/>	129AX1	Quick Release Steel	NC
<input type="checkbox"/>	129AX13	Quad Quick Release Only available on 24" Mountain rear wheels	\$125.00

Axle Plates			
<i>Selection not required for XTR Suspension</i>			
<input type="checkbox"/>	129AL40	Standard Short (COG 0.5" to 4") <i>Some limitations with STFH</i>	NC
<input type="checkbox"/>	129AL43	Standard Long (COG 0.5" to 4")	NC
<input type="checkbox"/>	129AL100	E0959 Axle plate amputee short	\$175.00
<input type="checkbox"/>	129AL101	E0959 Axle plate amputee long	\$175.00
<input type="checkbox"/>	129AL38	E1015 Suspension (COG -0.5 to +3) <i>N/A with XTR Suspension Frame</i>	\$395.00
<input type="checkbox"/>	129AL39	Xtender (COG 1"-4")	NC

Rear Tire & Wheel Matrix					
Tire	Wheel				
	5 Spoke Mag	Lite Spoke	Ultra Lightweight	Spinergy	Mountain
Pneumatic	20,22,24	20,22,24,26		22,24,26	
Pneumatic w/ Airless Insert	20,22,24	20,22,24		22,24	
Full Poly	20,22,24	20,22,24			
SHOX Performance Poly	20,22,24	20,22,24,25		24,25	
High-Pressure Clincher Blk		22,24,26	24	22,24,26	
Schwalbe Marathon		24,25,26	22	24,25,26	
Knobby V Trak by Kenda		24		24	
Mountain Tire					24
20" = 451 mm 22" = 501 mm 24" = 540 mm 25" = 559 mm 26" = 590mm					

Rear Suspension Rating			
<i>Selection not required for XTR Suspension. N/A with Xtender</i>			
<input type="checkbox"/>	129SV04	From 0 weight to 100 lbs (Yellow)	NC
<input type="checkbox"/>	129SV05	From 101 lbs weight to 190 lbs (Red)	NC

Center of Gravity			
<i>Measure from front of back post to center of rear axle. XTR Suspension Frame will be factory set at 1.5", Xtender 1"- 4"</i>			
<input type="checkbox"/>	129CC29	-1.5"	NC
<input type="checkbox"/>	129CC11	-1"	NC
<input type="checkbox"/>	129CC10	-.5"	NC
<input type="checkbox"/>	129CC12	0"	NC
<input type="checkbox"/>	129CC1	.5"	NC
<input type="checkbox"/>	129CC2	1"	NC
<input type="checkbox"/>	129CC3	1.5"	NC
<input type="checkbox"/>	129CC4	2"	NC
<input type="checkbox"/>	129CC5	2.5"	NC
<input type="checkbox"/>	129CC6	3"	NC
<input type="checkbox"/>	129CC7	3.5"	NC
<input type="checkbox"/>	129CC8	4"	NC



5. WHEEL LOCKS

Wheel Lock			
<i>Not all wheel locks available in all seat depths, wheel sizes and COG settings. XTR suspension only available w/ high mount push</i>			
<input type="checkbox"/>	129WL46	High Mount Push	NC
<input type="checkbox"/>	129WL50	High Mount Pull	NC
<input type="checkbox"/>	129WL68	Ergo Scissor	NC
<input type="checkbox"/>	129WL64	Compact	\$125.00
<input type="checkbox"/>	129WL10	Omit Wheel Lock	NC
<input type="checkbox"/>	129WL12	Do Not Mount	NC

Extension Handle			
<i>Only available w/ High Mount Push or Pull Wheel Locks</i>			
<input type="checkbox"/>	129EH7	E0961 Extension handles (Pair)	\$70.00

Grade Aid			
<i>Only avail w/ high mount push or pull. N/A w/ clincher, poly, SHOX, Schwalbe, or Xtender</i>			
<input type="checkbox"/>	129GA1	E0974 Grade Aid	\$150.00

6. FOOTREST OPTIONS

Footrest			
<i>Angle Adjustable Flip Back N/A w/ 19-20 wide & w/ 0" inset. Some Flip back configurations won't allow 2" ground clearance and will need to raise up. Flip back not available 1" inset & 5"- 6" casters. See matrix in Appendix</i>			
<input type="checkbox"/>	129F229	Aluminum Tubular	NC
<input type="checkbox"/>	129F274	Aluminum Tubular w/ Snap On Cover	\$30.00
<input type="checkbox"/>	129F276	K0040 Angle Adjustable Flip Back	\$185.00
<input type="checkbox"/>	129F51	K0040 Aluminum Platform Footrest	\$95.00
<input type="checkbox"/>	129F278	K0040 High Mount Platform	\$95.00

Adaptive Platform Spacer			
<i>Only available with Platform footrest & Angle Adj. Flip Back.</i>			
<input type="checkbox"/>	129AD1	Adaptive Platform 2" Spacer	\$95.00
<input type="checkbox"/>	129AD2	Adaptive Platform 4" Spacer	\$95.00
<input type="checkbox"/>	129AD3	Adaptive Platform 6" Spacer	\$95.00

Footrest Options			
<input type="checkbox"/>	129DI03	K0038 Leg Strap	\$35.00
<input type="checkbox"/>	129DI04	K0038 Extra Leg Strap	\$35.00
<input type="checkbox"/>	129DI05	Gel Hanger Cover	\$105.00
<input type="checkbox"/>	129DI07	Neoprene Impact Guards	\$85.00
<input type="checkbox"/>	129DI02	Wear Pads	\$50.00
<input type="checkbox"/>	129DI06	K0038 Position Plates (N/A for Tubular Footrest)	\$50.00

7. BACKREST

Back Type			
<input type="checkbox"/>	129BT3	Non-Folding Angle Adjustable	NC
<input type="checkbox"/>	129BT82	Folding w/ Double Lock Down Angle Adj	NC

Height Adjustable Backrest			
<input type="checkbox"/>	129B110	10" - 14" Back Height	NC
		<input type="checkbox"/> 10 <input type="checkbox"/> 11 <input type="checkbox"/> 12 <input type="checkbox"/> 13 <input type="checkbox"/> 14	
<input type="checkbox"/>	129B127	12" - 16" Back Height	NC
		<input type="checkbox"/> 12 <input type="checkbox"/> 13 <input type="checkbox"/> 14 <input type="checkbox"/> 15 <input type="checkbox"/> 16	
<input type="checkbox"/>	129B111	14" - 18" Back Height	NC
		<input type="checkbox"/> 14 <input type="checkbox"/> 15 <input type="checkbox"/> 16 <input type="checkbox"/> 17 <input type="checkbox"/> 18	
<input type="checkbox"/>	129B137	16" - 20" Back Height	NC
		<input type="checkbox"/> 16 <input type="checkbox"/> 17 <input type="checkbox"/> 18 <input type="checkbox"/> 19 <input type="checkbox"/> 20	

Push Handles			
<input type="checkbox"/>	129PH6	Integral Push Handles	NC
<input type="checkbox"/>	129PH5	Fold-Down Push Handles N/A w/ 10-14" Back Height or Standard Upholstery.	\$100.00
<input type="checkbox"/>	129PH2	Omit Push Handles	NC

JAY J3 Back			
<input type="checkbox"/>	129JB01	JAY J3 Back	See OF

Back Upholstery			
<input type="checkbox"/>	129BU1	Standard Upholstery	NC
<input type="checkbox"/>	129BU88	Standard Upholstery EXO	\$50.00
<input type="checkbox"/>	129BU70	E2611 Tension Adj Ballistic Nylon <i>*Reference 186BU70 for billing</i>	\$315.00
<input type="checkbox"/>	129BU71	E2611 Tension Adj 3DX Vented <i>*Reference 186BU71 for billing</i>	\$330.00
<input type="checkbox"/>	129BU89	E2611 Backrest Tension Adj EXO <i>*Reference XXXBU89 for billing</i>	\$330.00
<input type="checkbox"/>	129BU14	Omit Upholstery (Use w/ JAY Backs)	-\$15.00

Military Service Patches			
<input type="checkbox"/>	129VU1	US Marines Patch	\$90.00
<input type="checkbox"/>	129VU2	US Army Patch	\$90.00
<input type="checkbox"/>	129VU3	US Navy Patch	\$90.00
<input type="checkbox"/>	129VU4	US Air Force Patch	\$90.00
<input type="checkbox"/>	129VU12	US Coast Guard	\$90.00
<input type="checkbox"/>	129VU5	Purple Heart	\$90.00
<input type="checkbox"/>	129VU8	Purple Heart with Marines Patch	\$145.00
<input type="checkbox"/>	129VU9	Purple Heart with Army Patch	\$145.00
<input type="checkbox"/>	129VU10	Purple Heart with Navy Patch	\$145.00
<input type="checkbox"/>	129VU11	Purple Heart with Air Force Patch	\$145.00
<input type="checkbox"/>	129VU13	Purple Heart with Coast Guard	\$145.00

8. ARMREST / SIDEGUARDS

Armrest - Padded Swing Away			
<i>Includes angle adj receiver hardware. Some limitations may exist w/ integral push handles, some RSHs and wheel sizes</i>			
<input type="checkbox"/>	129AA18	E0973 Padded Swing-Away STD (9" to 14") Setting <input type="checkbox"/> 9" <input type="checkbox"/> 10" <input type="checkbox"/> 11" <input type="checkbox"/> 12" <input type="checkbox"/> 13" <input type="checkbox"/> 14"	\$210.00

Armrest - Height Adjustable			
<input type="checkbox"/>	129AA11	E0973 Single Post Ht. Adjust. Std (8.5"-13.5")	\$285.00
<input type="checkbox"/>	129AA29	E0973 Single Post Ht. Adjust. Low (7"-11")	\$285.00

Armpad - For Height Adjustable			
<i>Recommend using classic style for tray tables</i>			
<input type="checkbox"/>	129AM23	Desk Length (10") Classic	NC
<input type="checkbox"/>	129AM21	Desk Length (10") Contour	NC
<input type="checkbox"/>	129AM24	Full Length (14") Classic	NC
<input type="checkbox"/>	129AM22	Full Length (14") Contour	NC

Side Guards			
<i>Some interference may exist w/ padded SA arms at lowest settings</i>			
<input type="checkbox"/>	129SG33	K0108 Plastic - Standard	\$140.00
<input type="checkbox"/>	129SG29	K0108 Plastic - Low	\$140.00
<input type="checkbox"/>	129SG35	K0108 Aluminum N/A w/ push, pull or compact wheel lock. N/A w/ XTR suspension	\$235.00
<input type="checkbox"/>	129SG36	K0108 Aluminum w/ Fender N/A w/ push, pull or compact wheel locks. N/A w/ XTR suspension	\$245.00
<input type="checkbox"/>	129SG12	K0108 Carbon Fiber N/A w/ push, pull or compact wheel locks	\$450.00

Color For Aluminum Side Guard			
<input type="checkbox"/>	129GE01	Black	NC
<input type="checkbox"/>	129GE02	Matching Frame - Standard Colors	NC
<input type="checkbox"/>	129GE03	Matching Frame - Custom Color	\$50.00

9. KEY OPTIONS AND ACCESSORIES

Anti Tips			
<i>Anti Tip Single Side N/A 12W-14W</i>			
<i>Anti Tip Single Side N/A with XTR, Xtender and Suspension Axles.</i>			
<input type="checkbox"/>	129AT1	E0971 Anti Tips (Pair)	\$140.00
<input type="checkbox"/>	129AT3	Omit Rear Anti Tip	NC
<input type="checkbox"/>	129AT14	E0971 Anti Tip Single Side - Flip Up <input type="checkbox"/> Left <input type="checkbox"/> Right (Facing from rear)	\$175.00

Pack Accessories			
<input type="checkbox"/>	129A1	Black Utility Backpack	\$65.00
<input type="checkbox"/>	129A2	Back Pack Black/Charcoal Kids	\$60.00
<input type="checkbox"/>	1291A01	Seat Pouch Black	\$50.00

Positioning Belt			
<input type="checkbox"/>	129A826	E0978 Belt 1.5" Auto Buckle Universal	\$70.00
<input type="checkbox"/>	129A802	E0978 Belt 2" Aircraft Buckle	\$110.00
<input type="checkbox"/>	129A803	E0978 Belt 2" Aircraft Buckle Padded	\$120.00
<input type="checkbox"/>	129A804	K0108 Positioning Belt Clamps Only	\$50.00

Spoke Guards			
<i>Only available with Lite spoke. N/A w/ Xtender Power Assist</i>			
<input type="checkbox"/>	1294A01	K0065 Quickie Black Spoke Guard	\$115.00
<input type="checkbox"/>	1294A02	K0065 Quickie Clear Spoke Guard	\$115.00

Miscellaneous			
<input type="checkbox"/>	129A2100	E2207 Crutch Holder <i>Only available with Integral or Fold Down push handle. Not available with XTR Suspension</i>	\$195.00
<input type="checkbox"/>	1298A22	Bolt-On Push Handles	\$115.00
<input type="checkbox"/>	1298A21	Tool Kit	\$45.00
<input type="checkbox"/>	1298A05	Gel-Pad swing away arm	\$105.00

Upper Extremity Support Tray			
<input type="checkbox"/>	129A29	E0950 X-Small (Suggested for 10"-12")	\$255.00
<input type="checkbox"/>	129A30	E0950 Small (Suggested for 13"-14")	\$255.00
<input type="checkbox"/>	129A31	E0950 Medium (Suggested for 15"-17")	\$255.00
<input type="checkbox"/>	129A32	E0950 Large (Suggested for 18"-20")	\$255.00

10. COLOR

Standard Frame Colors

<input type="checkbox"/>	129C140	Aztec Gold	NC
<input type="checkbox"/>	129C2	Black (Not avail as base w/Zebra)	NC
<input type="checkbox"/>	129C141	Black Cherry	NC
<input type="checkbox"/>	129C10	Black Opal	NC
<input type="checkbox"/>	129C38	Blue Opal	NC
<input type="checkbox"/>	129C36	Candy Blue	NC
<input type="checkbox"/>	129C14	Candy Purple	NC
<input type="checkbox"/>	129C35	Candy Red	NC
<input type="checkbox"/>	129C142	Electric Blue	NC
<input type="checkbox"/>	129C143	Evergreen	NC
<input type="checkbox"/>	129C44	Glossy White	NC
<input type="checkbox"/>	129C126	Glow	NC
<input type="checkbox"/>	129C144	Green Apple	NC
<input type="checkbox"/>	129C147	Hot Sparkle Pink	NC
<input type="checkbox"/>	129C148	Mauve Pink	NC
<input type="checkbox"/>	129C103	Rootbeer	NC
<input type="checkbox"/>	129C114	Sparkle Silver	NC
<input type="checkbox"/>	129C145	Sunrise Orange	NC
<input type="checkbox"/>	129C113	Titanium Color Paint	NC
<input type="checkbox"/>	129C8	Yellow	NC

Matte Frame Colors

<input type="checkbox"/>	129C116	Matte Black	NC
<input type="checkbox"/>	129C151	Matte Black Cherry	NC
<input type="checkbox"/>	129C150	Matte Electric Blue	NC
<input type="checkbox"/>	129C149	Matte Evergreen	NC
<input type="checkbox"/>	129C152	Matte Purple	NC

Custom Frame Color

<input type="checkbox"/>	129C112	Desert Camouflage	\$295.00
<input type="checkbox"/>	129C43	Mossy Oak Camouflage	\$295.00
<input type="checkbox"/>	129C42	Stars & Stripes	\$295.00
<input type="checkbox"/>	129C108	Zebra (Choose above base color) Std with White unless above base paint is chosen N/A w/ Black, Matte Black, Black Opal or Titanium)	\$295.00

Anodized Color Package

Package includes only forks, backcane bracket, axle sleeve clamp, footrest clamp, Axle plate plug.

Frog Legs, Xtender, suspension axle plates black only

<input type="checkbox"/>	129EB02	Black	NC
<input type="checkbox"/>	129EB06	Blue	\$160.00
<input type="checkbox"/>	129EB05	Lime Green	\$160.00
<input type="checkbox"/>	129EB04	Purple	\$160.00
<input type="checkbox"/>	129EB03	Red	\$160.00
<input type="checkbox"/>	129EB01	Ti Grey	\$160.00
<input type="checkbox"/>	129EB13	Gold	\$160.00

Built For Me

To inquire about any unique customization for Quickie products, contact:
Phone: (800) 333 - 4000, Option #3, Fax: (800) 333 9011



11. APPENDIX

Figure 6

Caster Size	Fork	Tubular/Flat			Platform			AA Flipback			
		Inset			Inset			Inset			
		0"	1"	2"	0"	1"	2"	0"	1"	2"	
75° Frame Angle	3"	All Forks									
	4"	All Forks									
	5"	All Multi/Carb/Sngl	N/A								
		Froglegs	N/A			.5"					
	6"	Multi/Carb/Sngl (tall only)	N/A			2"					
		Froglegs	N/A	N/A		N/A	.5"				
80° Frame Angle	3"	All Forks									
	4"	All Multi/Carb/Sngl									
	5"	Froglegs	N/A								
		All Multi/Carb/Sngl	N/A			1"					
	6"	Froglegs	N/A			2"					
		Multi/Carb/Sngl (tall only)	N/A	1"		N/A	1"				
85° Frame Angle	3"	All Forks									
	4"	All Multi/Carb/Sngl	N/A			.5"					
		Froglegs	N/A			.5"					
	5"	Multi/Carb (short only)	N/A	.5"		2"	.5"				
		All Wide, Sngl Sd, or Tall	N/A	1"		2"	.5"				
	6"	Froglegs	N/A	1.5"		N/A	1.5"				
Multi/Carb/Sngl (tall only)		N/A	2"		N/A	2"					
	Froglegs	N/A	N/A	1.5"	N/A	N/A	1.5"				

= Go = No Go # = "Soft" Go with limited seat angle (FSH-RSH). Min seat angle listed in cell.

Figure 7

Handrims	Wheels					
	5 Spoke Mag	Lite Spoke	Ultra Lightwght	Spinergy LX	Spinergy SPOX	Mountain
Aluminum Anodized	20,22,24	20,22,24,25,26	22,24	22,24,25,26	22,24,25,26	24
Plastic Coat	20,22,24	22,24	N/A	24,25,26	24,25,26	24
Natural Fit - Standard Grip	24	22,24,25,26	N/A	22,24,25,26	22,24,25,26	N/A
Natural Fit - No Thumb Grip	24	22,24,25,26	N/A	22,24,25,26	22,24,25,26	N/A
Natural Fit - Super Grip	24	22,24,25,26	N/A	22,24,25,26	22,24,25,26	N/A
Natural Fit LT - Std Grip	24	22,24,25,26	N/A	22,24,25,26	22,24,25,26	N/A
Natural Fit LT - Super Grip	24	22,24,25,26	N/A	22,24,25,26	22,24,25,26	N/A
Natural Fit LT - No Thumb Grip	24	22,24,25,26	N/A	22,24,25,26	22,24,25,26	N/A
Surge - Oval w/Gription Strip	N/A	22,24,25,26	N/A	22,24,25,26	22,24,25,26	N/A
Surge LT - Oval w/Gription Strip	N/A	22,24,25,26	N/A	22,24,25,26	22,24,25,26	N/A
Q Grip Neoprene Coated	N/A	24,25	N/A	24,25	24,25	N/A
Spinergy Flex Rim	N/A	N/A	N/A	24,25	N/A	N/A
8 Oblique Projection	N/A	24	N/A	N/A	N/A	N/A
Omit Handrim	20,22,24	N/A	N/A	22,24,25,26	22,24,25,26	24



Sunrise Medical (US) LLC
2842 Business Park Ave. · Fresno, CA 93727 · USA